


















**Hostel/Dormitory \_Lakhpat**




SR .NO .	Furniture Description	Area/ Location	Furniture Image
<b>Common Area</b>			
1	Waiting Lounge Tandem	Passage & Dining Area	
2	Six Seater Dining Table	Dinning Area	
3	Dinning Chair	Dinning Area	
4	Manager Cabin Table	Manager Cabin	
5	Manager Head Chair High Back	Manager Cabin	
6	Visitor Chair Mid Back	Manager Cabin	







## Dormitory Room







7	Bunk Bed with storage Size:- 2000x1000x1600	
8	Side Unit 900x450x450	
9	Full Height Cupboards with storage Size:- 5750x600x2100	






VIP Guest House _Lakhpat			
SR .NO .	Furniture Description	Area/ Location	Furniture Image
i	Common Area		
1	Reception Table	Reception & Waiting Area	
2	Reception Chair	Reception & Waiting Area	
3	2/3 Seater Sofa	Reception/ Waiting Area & Lounge Area	
4	Center Table	Reception/ Waiting Area & Waiting Lounge Area	
5	Side Table	Reception/ Waiting Area & Waiting Lounge Area	







6	Cabin Table (35mm Thick) (Size: 1800 x 750 x 750)	Manager Cabin	
7	Full Height Storage (Size: 3495 x 450 x 2100)	Manager Cabin	
8	Dinning Table	Dinning Area	
9	Dinning Chair	Dinning Area	
10	Console	Reception & Waiting Area	
<b>ii</b>	<b>Suite Room</b>		






1	Single Seater/3 Seater Sofa	Living Room	
2	Corner Table	Living Room	
3	Center Table	Living Room	Same as Above
4	Coffee Table	Living Room	
5	TV Ledge cum Pantry Counter	Living Room	
6	Double Bed	Bed Room	

7	Side Unit	Bed Room	
8	Study Ledge	Bed Room	
9	Study Chair/ Living chair	Living room & Bed Room	
10	Full height thin profile mirror	Bed Room	
11	Wardrobe (1050x600x2100)	Bed Room	
12	Luggage Rack (1200x600x450)	Bed Room	









13	Vanity Counter	Attached Toilet at Bed Room	
iii	<b>Rooms Type 01 (Single Bed sharing)</b>		
1	Singel Bed	Room	
3	Side Unit	Room	
4	Center Unit	Room	
5	T.V Ledge	Room	
6	Study Ledge	Room	









7	Study Chair	Room	
8	Full height thin profile mirror	Dressing Area	
9	Wardrobe (750x600x2100)	Dressing Area	
10	Luggage Rack (900x600x450)	Dressing Area	
11	Vanity	Toilet	
iv	<b>Rooms Type 02 (Double Bed)</b>		

1	Double Bed	Room	
2	Side Unit	Room	
3	T.V Ledge	Room	
4	Study Ledge	Room	
5	Study Chair	Room	
6	Corner Table	Room	

7	Lounger Chair	Room	
8	Full height thin profile mirror	Dressing Area	
9	Wardrobe (750x600x2100)	Dressing Area	
10	Luggage Rack (900x600x450)	Dressing Area	
11	Vanity	Toilet	

## Admin Office Furniture Selection

Sr. No.	Furniture Description	Area/ Location	Furniture Image
1	Reception Table	Reception/ Waiting Area	
2	Three Seater Sofa	Reception/ Waiting Area	
3	Corner table	Reception/ Waiting Area	
4	Workstation with Overhead Storage	Finance Staff Area, Geology, Shift Charge Room & Shift Room	
5	Table Type 01 (2400mm x 900 mm x 750ht with 50mm thickness )	Head Cabin & GM Cabin	
6	Table Type 02 (1800mm x 750mm x 750ht with 50mm thickness)	DGM Cabins	
7	Table Type 03 (1800mm x 750mm x 750ht with 35mm thickness)	Finance, HR Cabin	
8	Table Type 03 (1500mm x 750mm x 750ht with 25mm thickness)	PA Cabin	

9	FULL HT STORAGE	<p>PA-GM Cabin PA-Head Cabin DGM Cabin</p> <p>HR Cabin Cabin Civil/Safety Engineer Geology Electrical Engineer</p> <p>Surveyor Mechanical/ Finance</p>	
10	<p>Outdoor Seating Chair and Table Set</p> <p>Single Seater Chairs + 1 Dining Table</p> <p>4</p>	Courtyard Area	
11	Wooden Seating Bench	Passage Area	
12	2 Seater Sofa & Single Seater Sofa	Head cabin & GM Cabin	
13	Wood End Table	Head cabin & GM Cabin	
14	Center Table	Head cabin	
15	Wood Console Table	Reception & waiting Area	
16	50mm Thick top Artificial Stone with bullnose top Base Metal legs	Conferenc Room	

## Workshop Furniture Selection

Sr. No.	Furniture Discription	Area/ Location	Furniture Image
1	Cabin Table 35mm Thick SIZE:1500 X 750 X 750	Workshop Incharge & Store incharge Cabin	
2	Workstation SIZE: 3500 X 500 X 750	Workshop Staff	
3	Head Chair High Back	Workshop Incharge & Store incharge Cabin	
4	Visitor Chair Mid Back	Workshop Incharge , Store incharge Cabin & Workstation Area	