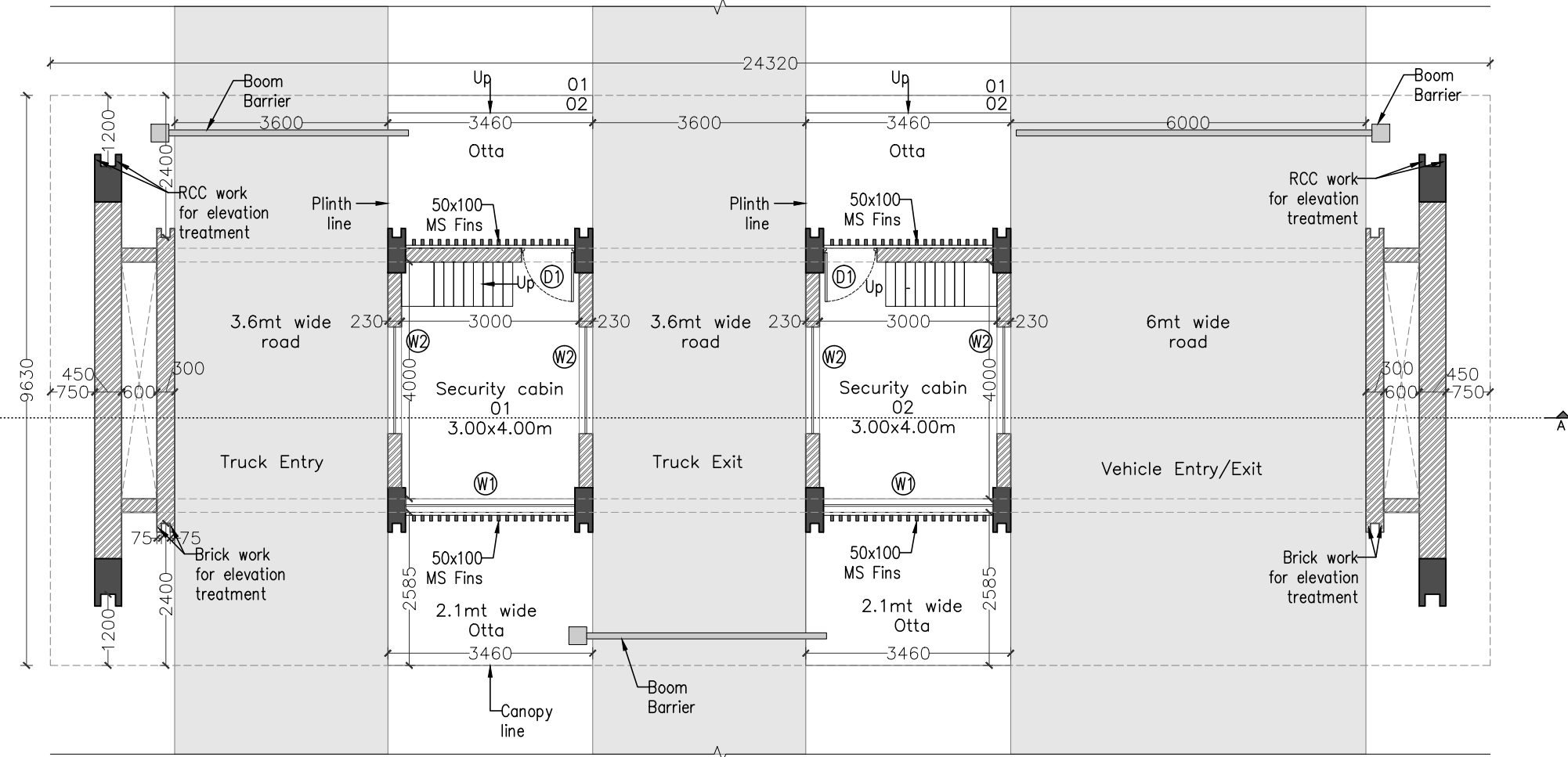
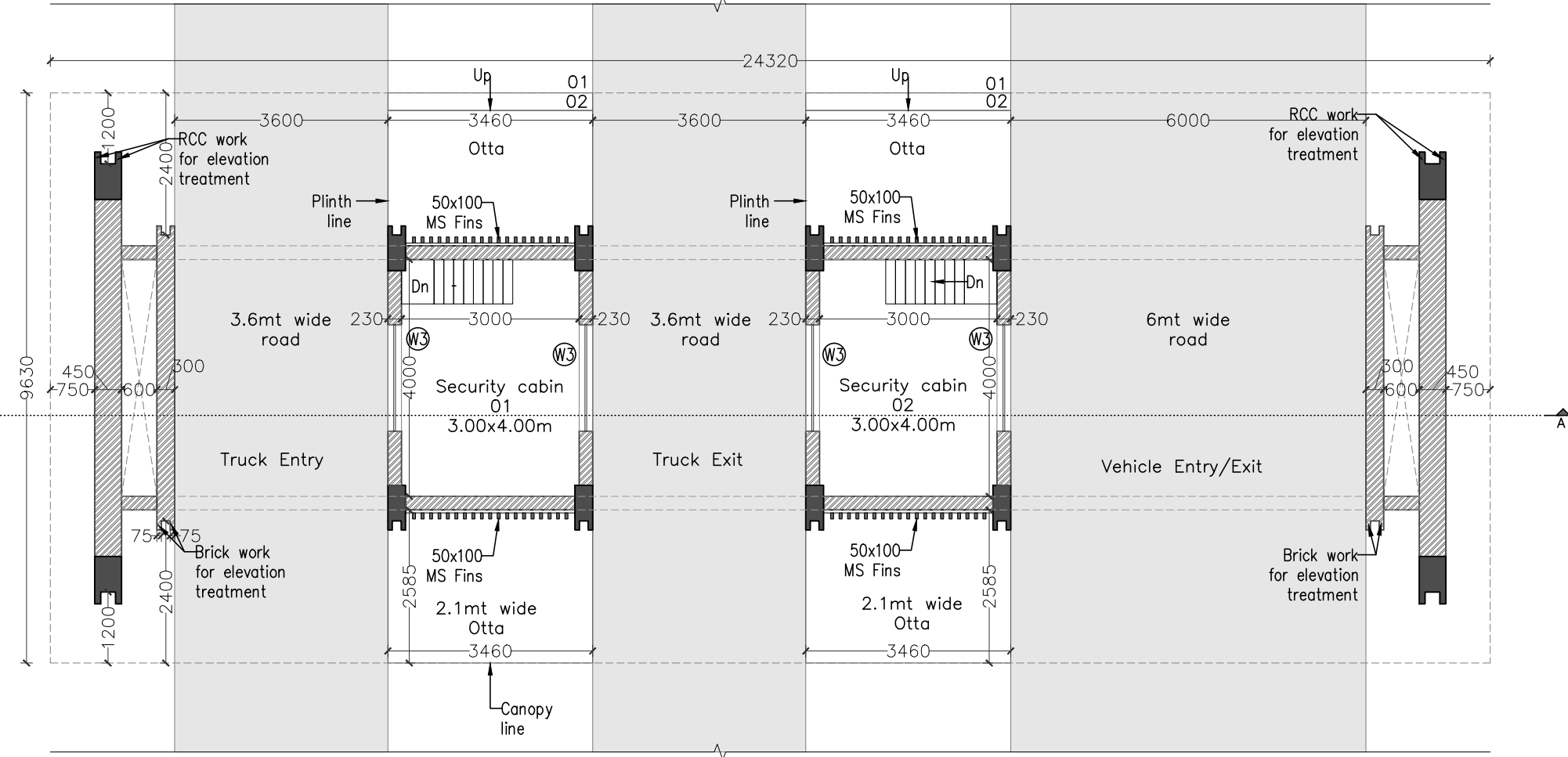


PLOTTED BY: Jignesh G. Rathwa
 LAST SAVED BY: kpatel 3/10/22 2:46 PM
 This drawing is property of Mamta Shah & Associates. Without our prior consent, it must be neither copied nor made available to third parties for the purpose other than for which it is meant.



Ground floor plan

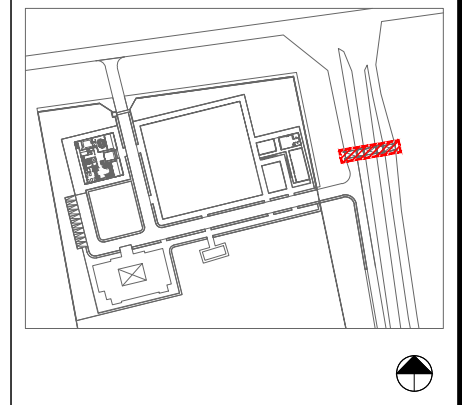


First floor plan

- General Notes:
1. All dimensions on the drawings are in millimeters unless mentioned otherwise.
 2. All levels are marked from finished floor level unless mentioned otherwise.
 3. Dimensions on the drawings are not to be scaled; only stated dimensions are to be followed.
 4. All dimensions shall be verified on site prior to start of work, any discrepancy shall be brought to the notice of the consultant.
 5. All the proposed openings such as; doors, windows, and cutouts are openings from plaster to plaster.
 6. This drawing is as per Tender Quantities. No Extra or excess item has shown in the drawing.

Rev	Date	Issued	Issued to	Tender	KAP
R0	03-10-22	Softcopy	Client		

Key Plan:



Project: **GMDC Campus Development**

Drawing: **Main Gate Building Floor Plans**
Sheet 01 of 02

Drawing Code: 2213_ARC_TD_MGB_00_R0

Print Size: A3 Scale: 1:100

File Title: 2213_ARC_TD_MGB_00_R0

Project Code: MSA 2213 Project Type: ARC Location: Bhavnagar

Print Date: 3-Oct-22 Drawn By: K Patel Checked By: J Rathwa Approved By: M Shah

MAMTA SHAH & ASSOCIATES
Architects & Interior Designers
C-12, Chanakyaपुर Society,
Chanakyaपुर Char Rasta,
New Sama Road, Baroda
Ph. No. +91 985 271 5267 / 271 0967
mamta@msain.com / www.msain.com

Client: **Gujarat Mineral Development corporation**

Legends for hatch

	RCC as per structure
	Brick wall masonry

Schedule of Doors

Name	Size		Lintel
	Width	Height	
D1	0.900	2.400	2.400

Schedule of Windows

Name	Size		Sill level	Lintel level
	Width	Height		
W1	2.860	1.650	0.750	2.400
W2	1.800	1.650	0.750	2.400
W3	1.800	1.650	0.550	@B.B.

List of abbreviations

BB	Beam bottom
----	-------------