



UNLEASHING OUR POTENTIAL

ANNUAL REPORT 2021 - 2022



unleashing *our* potential

Growth in the mining sector has the capability to propel the Indian economy. It can meet the ever-growing demand of downstream industries such as power generation, steel making and aluminium by securing the required raw material. Being a strong backbone for manufacturing and infrastructure, the mining industry has the potential to play a crucial role in the country's holistic development.

India is well-endowed with large mineral reserves. Rising demand for these minerals continues to create a strong ground for a robust mining sector in India. Being in the business of mining and mineral processing, GMDC is strongly committed to shape a better future for the mining sector by leveraging these natural resources and maximising their values.

By prioritising transformational, customer-centric and disciplined strategies, we are creating responsible value, engendering future growth and capitalising on our true potential. Through our efforts to capitalise on the benefits of mining, we are emerging as the prominent builder of economic and societal capital, propelling long-term and sustainable growth for the nation.

IN THE FINANCIAL YEAR 2021-22

Profit Before Tax
up by

1,315% 

Market Capitalisation
up by

244% 
as on 31/03/2022

Mining Production
up by

42% 

Net Worth
up by

17% 
as on 31/03/2022



CONTENT

Message from Chairman..... 6

Message from Managing Director 7

India's leading Mining and Minerals Processing Company 10

A Value-creating Business Model..... 12

Our Presence Across the Value Chain 13

Our Journey of Evolution..... 14

Building Strength and Scale 16

Mining a Transformational Change..... 18

A Strategic Approach to Develop Rare Earth Elements 20



22

Mining and Processing



31

Committed to the Safety Quotient



33

International Centre of Excellence In Mining Safety & Automation (iCEM)




26

Power Generation



28

On a Sustainable Growth Path



34

Creating a Net Positive Society

Being a Responsible and Sustainable Organisation 36

Awards & Accolades 38

Corporate Information 39

Financial Highlights for the last ten years 40

Notice..... 41

Board’s Report 49

Business Responsibility Report 60

Report on Corporate Governance 75

Certificate by CEO & CFO 84

Management Discussion & Analysis Report..... 87

Annual Report on CSR 93

Revised Independent Auditors’ Report on Standalone Financial Statements 96

Comments of the C & AG on Standalone Financial Statements 107


Standalone Financial Statements 108

Revised Independent Auditors’ Report on Consolidated Financial Statements..... 156

Comments of the C & AG on Consolidated Financial Statements 167

Consolidated Financial Statements 168

“ OUR AIM IS TO FURTHER STRENGTHEN THE MINING SECTOR BY TAPPING INTO TECHNOLOGICAL ADVANCEMENTS ACROSS VALUE CHAIN, FROM EXPLORATION TO BENEFICIATION AND PROCESSING. BOOSTING THE MINING SECTOR WILL LEAD TO HIGHER PRODUCTION, CREATE NEW JOBS, ATTRACT MORE CAPITAL INVESTMENT AND ALSO GENERATE ANNUAL REVENUE FOR THE GOVERNMENT. ”



MESSAGE FROM CHAIRMAN

On behalf of the Board of Directors, I am pleased to present GMDC's annual report for the financial year ended on 31st March 2022 (FY 2021-22).

This year was marked by significant achievements as we enhanced our portfolio, strengthened our balance sheet and remained committed to our vision. Despite the pandemic, our mindful business strategies placed us in an advantageous position to emerge as a stronger company.

The Honourable Prime Minister of India too has explained how mining is important for an Aatmanirbhar Bharat and is helping generate higher revenue and create more employment opportunities. "Self-reliance is not possible without strong mining and minerals sectors because minerals and mining are important pillars of our economy" the PM stated, adding that the government is making investments for creating infrastructure around mining. At GMDC, we have taken on the sustainability challenge by adopting a sustainable approach towards mining – one that is financially viable, socially responsible, uses mineral resources optimally, and is environmentally sound. In line with the Honourable PM's vision of Aatmanirbhar Bharat, we are striving hard to make India self-reliant in the production of key minerals. We continue to be the leading supplier of lignite in India, in our effort to meet the energy requirements of the country and reduce import dependence. We have also continued to be the supplier of minerals like Bauxite and Silica. Moving forward, we remain on the keen lookout to further boost production of these minerals while also expanding our portfolio to other minerals and metals.

Our aim is to further strengthen the mining sector by tapping into technological advancements across value chain, from exploration to beneficiation and processing. Boosting the mining sector will lead to higher production, create new jobs, attract more capital investment and also generate annual revenue for the government. With all our strategic building blocks in place, we hope to take every opportunity to become better and progress with value-accretive development.

Sustainability is our top goal and we have incorporated sustainability aspects in our core company policies and practices. We continue to take the requisite efforts in bettering the environment, community, society, consumers, suppliers and employees.

We hope you will join with us in shaping a productive world that is healthier and more sustainable.

Warm regards,

Raj Kumar, IAS
Chairman

MESSAGE FROM

MANAGING DIRECTOR

“ WE CREATED A RECORD BY REPORTING OUR BEST-EVER ANNUAL RESULTS SINCE LAST FIVE CONSECUTIVE FINANCIAL YEARS, AND THE SECOND-BEST IN OUR ENTIRE HISTORY SINCE INCEPTION. FOR THE FISCAL YEAR ENDED MARCH 2022, **TOTAL INCOME NEARLY DOUBLED TO ₹ 2,888 CRORE AGAINST ₹ 1,494 CRORE.** ”

DEAR SHAREHOLDERS,

Financial Year 2021-22 was another unique one as the COVID-19 pandemic continued to affect the lives and livelihood of people, and had a major impact on societies and economies around the world.

However, GMDC is no stranger to challenges, as we've always had our visionary leadership to guide us through challenging times. We take pride in being India's largest merchant seller of lignite with five operational lignite mines in India at Kutch, South Gujarat, and Bhavnagar region.

OUR JOURNEY OF TRANSFORMATION

GMDC embarked on a strategic transformation journey with an objective of redefining its vision and mission. This was made possible by restructuring of the core team driven by a common goal of envisioned GMDC. Keeping the stakeholders, significant to our plan, we geared towards better resource utilisation, improving productivity and exploring the upcoming opportunities to maximize our value chain and getting ready for the strategic diversification so as to make the organisation destiny proof.

We developed strategic transformation plan to bring the mining jewel of India back on track. Further, we focussed on key themes like institutional leadership, policy excellence, outstanding execution, state-of-the-art technology and a motivated organisation, where stakeholders feel empowered to contribute to the transformation programme. To ensure a successful transformation, we redesigned the operations in a way, that would not only address the short-term needs, but will also ensure long-term stability and viability.

DELIVERING ON OUR PROMISES

Today, we are happy that our efforts have started paying off. Our financial performance reflects our robust infrastructure as the country's largest merchant seller of lignite. This is a validation of our collaborative approach to business transformation.

We established a record by reporting our best-ever annual results since last five years, and the second-best in our entire history since inception. For the fiscal year ended March 2022, Total Income nearly doubled to ₹ 2,888 Crore against ₹ 1,494 Crore.

Revenue also doubled to ₹ 2,732 Crore, up from ₹ 1,343 Crore. Revenues from operations stood at ₹ 2,732 Crore, gone up 103% year-on-year. From a loss of ₹ 37 Crore in the earlier year, Profit After Tax (PAT) reported a whopping jump to ₹ 404 Crore.

Production also improved drastically during the year. Lignite production at Bhavnagar Mine stood at 16.37 Lakh MT, an increase of 11.45 Lakh MT against 4.92 Lakh MT in FY 2020-21. Production in the fourth quarter of FY 2021-22 was 25.07 Lakh MT – the highest ever during corresponding quarters of the past four financial years.

From progressively contracting in the last five consecutive years, we recorded a whopping 234% jump in our lignite production in FY 2021-22 at the Bhavnagar Mine to clock 16.40 Lakh MT, up from 4.92 Lakh MT in FY 2020-21. In March 2022, lignite production was 9.10 Lakh MT, the highest for March over the last four consecutive years. We not only onboarded more customers, but also improved our pricing. Our long-term customers have gone up by more than 500.

UNLEASHING FURTHER POTENTIAL

Our journey towards an end-to-end mining value chain is an essential shift to unlock an untapped source of value, and strengthen and expand our market position. To achieve this, we have embarked on a journey to expand the lignite business, enhance our footprint in other minerals and explore opportunities to diversify into other sectors.

We are working on deepening the lignite business by augmenting capacity of lignite production. From catering to 25% of Gujarat's total demand for lignite, we plan to gain 30-35% of this market space by FY 2024-25. To enable this, we are looking at fresh mining leases to boost our lignite production. By operationalising our six new lignite blocks, we plan to capture 50% of the Gujarat market. In addition, we also plan to explore opportunities in other states. Of the six new mining projects, three are in Kutch and the rest are in South Gujarat.

Our key agenda is to operationalise new lignite mines. This will help in increasing the State's production capacity, reduce the cost of electricity, and ensure the utilisation of lignite within the State. A capital investment programme of ₹ 670 Crore has been lined up during the next financial year FY 2022-23. Of this, we plan to invest ₹ 470 Crore towards land and acquisition costs for the old and new mining projects, while nearly ₹ 200 Crore will be utilised towards setting up beneficiation plants.

From catering to
25%
of Gujarat's total demand
for lignite, we plan to gain
30-35%
of this market space
by FY 2024-25.

To ensure a successful transformation, we redesigned GMDC's operations in a way, that would not only address the short-term needs, but will also ensure long-term stability and viability. We also ensured that everyone in the organisation understood the Company's mission.

FUTURE-PROOFING STRATEGIES - CONTINUING THE GROWTH MOMENTUM IN NON-LIGNITE

We have chalked out growth plans by not just tapping deeper into lignite, but also foraying into newer segments.

Over a period of time, we hope to look beyond lignite, which currently contributes 15-20% to the total revenue. We are working on increasing the non-lignite segment share of our business to 50% of our income.

As part of our future-proofing strategy, we are working on a strategic foray into rare earth elements (REE) business by setting up an ecosystem. We have been scouting for these elements in Chhota Udepur district in Gujarat, and developing these metal assets for mining, processing and marketing. In addition, we are aiming to explore and mine metals like manganese, copper, lead and zinc. We are also exploring more manganese in Panchmahal district.

To further bolster our portfolio, we are developing capabilities for beneficiation of minerals like Bauxite, Silica and Limestone as well as downstream integration into areas like cement manufacturing.

Further, we are in the process of bidding for commercial coal and lignite block auctions outside the home state.

We were recently granted permission from the Union Ministry of Ministry of Environment, Forest & Climate Change to mine up to 135 metres from the surface, against the earlier 94 metres. We are hopeful that this will turn out to be a big boon for the Company to serve the South Gujarat Textile Processing Units, one of the largest consumers of lignite.

Over a period of time, we hope to look beyond lignite, which currently contributes
15-20%
to the total revenue.

SECURING EFFICIENCIES

Over the next few years, our focus will be to realise more value by using latest technologies, cutting-edge research and increased digitalisation. We are building end-to-end operational efficiencies in mining to improve productivity and cost effectiveness. Increased focus on internal processes and prudent accounting practices is helping us gain further efficiencies.

Additionally, we are revamping our sales and marketing function with revised sales target and addition of new customers. Significant steps have been taken to leverage price buoyancy and implement a dynamic pricing strategy.

SUSTAINABILITY FOCUS

Lowering carbon footprint and supporting green energy is a key area of focus for us. We have made significant strides in this direction by developing capabilities for beneficiation and desulfurisation of lignite. Additionally, we are on the lookout to expand our footprint in Renewable Energy and are also working to improve efficiencies in the current RE business.

ROPING IN PROFESSIONAL SUPPORT

To build added scale and strength in the Company, we are implementing ways of working with strategic advisory consultancies and project management consultants. The onboarded consultants will help us in developing future strategies. We partnered with Boston Consulting Group (BCG) for strategic transformation; McKinsey & Company for development of REE Assets; AT Kearney for transformation of our lignite-based thermal power project, and with Deloitte to fast-track the six new lignite mining projects.

The thermal plant is currently operating at very low capacity. The onboarding of AT Kearney is aimed at helping us take strategic decisions in improving capacity utilization. During the year, we have cut down on our daily losses from our thermal power plant, turned it around, improved the performance and made into profitable assets.

ON A FORWARD THINKING AND VISIONARY APPROACH

We have created a comprehensive and forward-looking vision for ourselves. To further consolidate our leadership position in the market, we identified a list of core skills and competencies which will help us function more effectively and assist the ongoing aspects of the business.

Over the next few years, our focus will be on delivering excellent performance, maintaining organizational integrity, building a culture of continuous improvement. We are confident that the roadmap we have established will help future leaders carry on the programmes we have set in motion. As we go ahead with our transformation plan over the next few years, we shall remain committed to keep pace with innovation, while preserving the stability of our systems.

THANK YOU, STAKEHOLDERS

In closing, I would like to extend my sincere gratitude to all our stakeholders – our customers, partners, suppliers, employees and the communities we operate within. Thank you for believing in us and in helping us deliver great business milestones during the year.

I also thank our employees who ensured we maintain leadership on a competitive landscape. I express my sincere appreciation towards all our stakeholders for their dedication towards our mission. You inspire us to stretch above and beyond.

Together, we hope to achieve an even brighter future for the Company and the nation at large.

Warm regards,

Roopwant Singh, IAS
Managing Director

We are revamping our sales and marketing function with revised sales target and addition of new customers.



INDIA'S LEADING MINING AND MINERAL PROCESSING COMPANY

SERVING THE MINING SECTOR IN GUJARAT

Incorporated as a state PSU on 15th May, 1963 and headquartered in Ahmedabad, we, at Gujarat Mineral Development Corporation (GMDC), are the State's Premier mining and mineral company, exploring abundant mineral deposits. We have five operational lignite mines located in Kutch, South Gujarat and Bhavnagar region.

OUR KEY MARKET DIFFERENTIATORS

We are the No. 1 merchant seller and the 2nd largest producer of lignite in India. Proudly referred to as the mining sector's jewel, we have an important mandate to develop the major mineral resources in the state of Gujarat.

THE METAMORPHOSIS

We began our operations in 1963 by setting up of a Silica Sand quarrying plant in Surendranagar district for crushing and screening of the mineral required for the glass industry. Today, nearly six decades later, we command a vast mineral portfolio in our "mineral-rich" basket.

INDIA'S #1

**MERCHANT SELLER OF
LIGNITE**

INDIA'S #2

**PRODUCER OF
LIGNITE**

Our Key Verticals

MINING AND PROCESSING

We are engaged in the development of abundant mineral deposits, fuelling the industrial growth of Gujarat.

The textile industries are our biggest consumers of our lignite. These minerals find applications in different industries.



POWER GENERATION

We are also engaged in the business of power generation by way of forward integration, as a result of our primary business of mining and processing of minerals. We are harnessing renewable power generation through our wind and solar power plants that help the state to supply affordable power to the industries. Our thermal power plant is strategically located in close vicinity to the mining sites.



**ONE OF
INDIA'S LEADING
MINING
COMPANIES**

**MORE THAN
6 DECADES OF
EXPERIENCE
IN THE MINING AND
MINERALS SECTOR**

**A ZERO DEBT
COMPANY**

**RANKED
132ND
AMONG INDIA'S
FORTUNE 500
COMPANIES
(2017)**

A VALUE-CREATING BUSINESS MODEL

Being the Building Blocks for Diverse Industries

Aiding in oil drilling



Manufacturing glass and ceramicware



Manufacturing of hydrofluoric acid

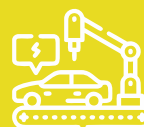
Hardening steel and prevention of its rusting to purifying water



Power generation



Mobile handsets



Automobiles

OUR PRESENCE ACROSS THE VALUE CHAIN

KEY PROCESSES IN EXPLORATION

EXPLORATION

ACTIVITIES ARE

ONGOING IN UPCOMING

AND UNEXPLORED

AREAS OF THE EXISTING

MINES. THIS IS AIMED

AT ESTABLISHING THE

BEHAVIOUR, QUANTITY

AND QUALITY OF THE

MINERAL DEPOSITS.

1

Planning

8

Preparation of exploration report for the ministry of coal and ministry of mines

2

Field Feasibility

7

Preparation and analysis for physical, chemical and geo-technical parameters

3

Geological Mapping and Geo-physical Surveys

6

Sample Collection

4

Drilling


5

Core logging for details on lithology and to ascertain thickness, grain size, colour and Megascopic characters

OUR JOURNEY OF EVOLUTION

1996

- Established a 250 MW (125*2) Thermal power plant at Nani-Chher in Kutch district



1997

- Became a listed company (BSE and NSE) in the corporate world

2002

- Opened a Lignite mine of 2.40 MTPA capacity at Mata no Madh in Kutch district

1994

- Commissioned Calcination Plant at Gadhsisa in Kutch to produce 50,000 TPA Calcined Bauxite

2005

- Opened a Lignite mine of 2.50 MTPA capacity at Tadkeshwar in Surat district

1983



- Lignite mine of 1.00 MTPA capacity opened at Rajpardi in Bharuch district

1965

- Allotted Bauxite mining lease

1974

- Allotted Lignite mining lease

1964

- Allotted Fluorspar mining lease

1963

- Incorporated on 15th May



Our magnificent journey of transformation traversed through some of the most exciting milestones, even as we navigated disruptions along the way, creating fundamental and lasting change.

2006



> All Manganese-bearing areas of Gujarat reserved for GMDC

2022



> 8.0 MTPA Lignite Capacity

2008

> Opened a Lignite mine of 3.00 MTPA capacity near Bhavnagar


2016

> Total Wind Power Capacity of 200+ MW

2015

- > Opened a Lignite mine of 1.00 MTPA capacity at Umarsar in Kutch district
- > Set up a 1.50 MTPA Pyrite Removal Plant at Bhavnagar

2009



Ventured into harnessing wind energy and commissioned 200.9 MW wind turbines in Kutch, Porbandar, Devbhumi Dwarka, Jamnagar, Rajkot and Bhavnagar

> Embarked on a sophisticated Enterprise Resource Planning system

2011



2010

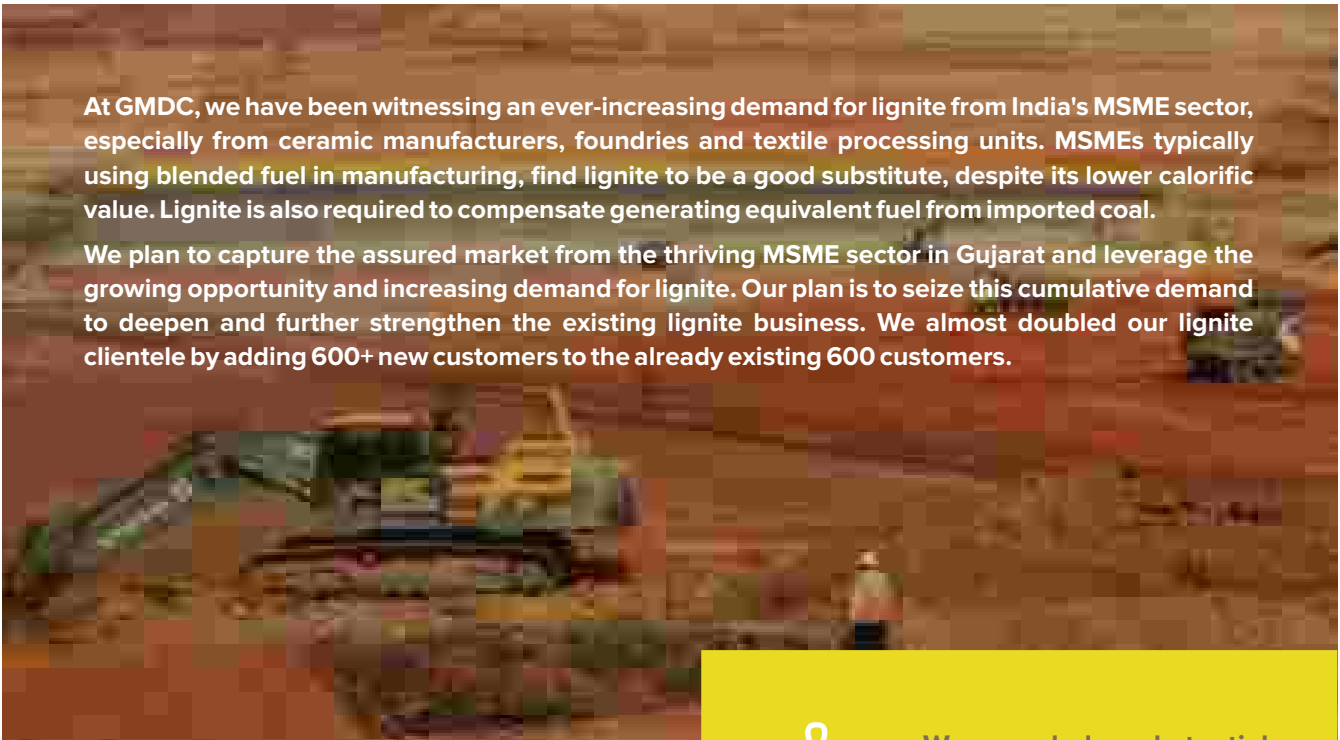
> Implemented ISO 9001, ISO 14001 and OHSAS 18001



BUILDING STRENGTH AND SCALE

With our deep insight into the mining operations, we have created a diversified product portfolio to better manage and create efficient supply chain processes and integrate operational technology. By mining of key minerals and deposits, we play a critical role in addressing the gap between demand and supply of these minerals.





At GMDC, we have been witnessing an ever-increasing demand for lignite from India's MSME sector, especially from ceramic manufacturers, foundries and textile processing units. MSMEs typically using blended fuel in manufacturing, find lignite to be a good substitute, despite its lower calorific value. Lignite is also required to compensate generating equivalent fuel from imported coal.

We plan to capture the assured market from the thriving MSME sector in Gujarat and leverage the growing opportunity and increasing demand for lignite. Our plan is to seize this cumulative demand to deepen and further strengthen the existing lignite business. We almost doubled our lignite clientele by adding 600+ new customers to the already existing 600 customers.

STRENGTHEN LIGNITE PRODUCTION

Our strategy is to ramp up lignite production from open cast lignite mines to occupy 30-35% of the market space, up from the current 25-30%. This is aimed towards serving the captive power plants – our key customers and the among the important consumers of lignite. In addition, we also plan to augment production in the six new lignite blocks operationalised progressively to capture larger share of the market. With this, we aim to leverage the buoyancy in lignite prices and capture about 50% of the Gujarat market.

BOOSTING SUPPLIES TO TEXTILES

The Tadkeshwar Lignite Mine in Surat has recently been granted permission to dig up to 135 metres of depth. Strategically located at Surat, a large industrial belt, this will help the Company boost its supplies to the textile industry. It will also help in satiating the demand-supply gap and serving the energy requirements in Gujarat and across India.

IMPLEMENTING DYNAMIC PRICING

There have been monthly price hikes since August 2021. We follow allocation cycle of 15 days, after which we review each project, the demand trends, and response from customer categories.

BROADENING NON-LIGNITE

We are following a gradual, but definite, strategy of widening and expanding our non-lignite business in order to derisk and diversify our operations. Over the years, we plan to grow our revenues from non-lignite business to about 50% of our total revenues. We are currently working on getting the Bauxite sales mechanisms well in place. Through this mechanism, we plan to offload the existing stock of 11 lakh tonnes of non-plant grade bauxite.



We recorded a substantial jump in our lignite clientele.

Successfully added

500+ new Customers

We are currently working on getting the Bauxite sales mechanisms well in place. Through this mechanism, we plan to offload the existing stock of 11 lakh tonnes of non-plant grade bauxite.

MINING A TRANSFORMATIONAL CHANGE

KEY FOCUS AREAS IN **CEMENT**

Introducing Alternate
Market Structures

Capacity
Augmentation

Diversification

Value Addition

DERIVING KEY ADVANTAGES IN CEMENT SECTOR

At GMDC, we have huge quantities of cement grade limestone at our Lignite blocks in Panandhro Extension, Bharkhandam and Lakhsat in Kutch district. We strive to capitalise on the growing demand for cement in India estimated to increase on the back of growing infrastructural projects, we plan to leverage on this demand.

We are in the process of identifying new opportunities for utilisation of cement grade limestone. To leverage the growing demand for cement, we are working on augmenting our capacities for cement grade limestone and introducing alternate market structures. With this, we are working to support India's growing real estate activity, rising urban infrastructural projects and creation of smart cities.

WE ARE CONSOLIDATING OUR MARKET LEADERSHIP THROUGH:



PARTNERING WITH CEMENT MAJORS

We are also exploring opportunities to utilise cement grade limestone and becoming a long-term limestone supplier by putting our 1,700 million tonnes of limestone reserves at lignite mines to commercial use.

Given the huge amount of limestone deposits in the mining areas, we are planning to partner with cement companies to secure the untapped potential of value-added products by recovering the large amount of limestone deposits at these mines. Based on these limestone resources and easy availability of fuel in the form of lignite, our strategic aim is to partner with cement manufacturers and provide them an assured long-term supply of limestone deposits.

We are also exploring opportunities to utilise cement grade limestone and becoming a long-term limestone supplier by putting our 1,700 million tonnes of limestone reserves at lignite mines to commercial use.

AIM

To enable forward integration and leverage growing potential

Leveraging Bauxite's untapped potential

We plan to leverage the untapped potential for bauxite in India by identifying new avenues in the diversified sector in bauxite and other allied industries. Our plan is to ensure value addition of plant and non-plant grades of bauxite.

Expanding growth in Silica Sand

We aim to benefit from the huge stock of silica sand mined out and similar in-situ deposits in one of our upcoming projects in Bharuch. New avenues for growth are being identified in silica sand for manufacturing of float glass and solar panels.

AIM

To broaden and widen the existing portfolio

With the market for Silica Sand, Bentonite and Ball Clay rapidly expanding, we are foraying into these new minerals and ensuring their long-term supplies. Further, we also plan to explore and mine lead, copper and zinc. We will continue to realise world-class value-added products using the latest technology and equipment.

Our foray into the mining of these minerals will help us enhance the overall revenues, expand our customer base and grow our current market share as a mining company. Most importantly, this move will help us support the nation in reducing its dependence on the import of these minerals and become self-sufficient. We plan to identify "negative cost centres" and work on these projects with the aim of turning them into cash positive.

AIM

To create long-term and sustainable value

At GMDC, we have been working on setting up lignite beneficiation plants to create further value.

Two bauxite beneficiation plants are also expected to be set up. Lignite beneficiation plants are expected to come up in Bhavnagar and Kutch of Gujarat, with a capacity of few lakh tonnes per annum. Tenders for the beneficiation plants are already in the process.

A STRATEGIC APPROACH TO DEVELOP RARE EARTH ELEMENTS

We are working towards making Gujarat the rare earth capital of India by developing a complete ecosystem of Rare Earth Elements (REE). By developing these metal assets, we plan to diversify into non-lignite operations for future-proofing and de-risking our operations.

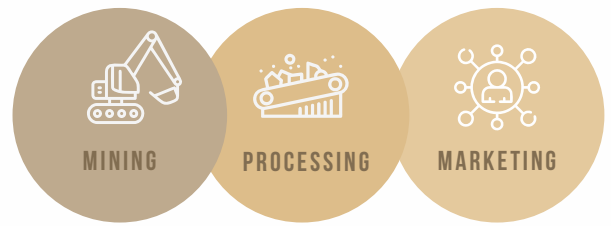


GMDC has onboarded a top management consulting firm and kicked off Project Sure to prepare a comprehensive Rare Earth strategy for Gujarat, with an objective to decide where to play in the value chain and how to win by choosing the right technology and technology partner for remaining in best cost position as well as bringing out distinctive value .

REE

The Company is planning a strategic foray into this business by developing a complete rare earth elements (REE) ecosystem. We have been looking for these elements in Chhota Udepur district in Gujarat, and developing these metal assets to diversify into non-lignite operations. We plan to engage in mining, processing and marketing of these elements.

PRESENCE ACROSS THE VALUE CHAIN



LANTHANIDES

Lanthanum	Cerium	Praseodymium	Neodymium	Promethium
Samarium	Europium	Gadolinium	Terbium	Dysprosium
Holmium	Erbium	Thulium	Ytterbium	Lutetium

ABOUT REE

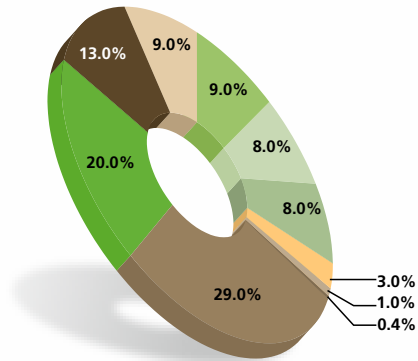
Rare Earth Elements are a set of 17 metallic elements, including 15 lanthanides, scandium and yttrium. These rare earth elements are metals and the group is often referred to as the "rare earth metals." These metals have many similar properties and that often causes them to be found together in geologic deposits. They are also referred to as "rare earth oxides" as many of them are typically sold as oxide compounds.

VARIED APPLICATIONS

These REE metals find usage in diverse high-tech applications from energy storage systems to aerospace and defence. They form a necessary component of over 200 products across a wide range of applications. These applications mostly include high-tech consumer products, such as cellular telephones, computer hard drives, electric and hybrid vehicles, and flat-screen monitors and televisions. Upon fructification, the initiative has the capability to deliver further enhanced potential and drive future growth in the Company.



USES OF RARE EARTH ELEMENTS



- Magnets(Nd, Pr, Dy, Sm)
- Catalysts (La, Ce)
- Polishing agent (La, Ce)
- Others(La, Ce)
- Metallurgy(La, Ce)
- Batteries (La, Ce)
- Glass (La, Ce)
- Ceramics(Y, Nd)
- Phosphorus
- Pigments

Note: Numbers may not add up due to rounding off.

DIVERSE APPLICATIONS OF RARE EARTH ELEMENTS

- Electrical and electronic components
- Metallurgy and chemical industries
- Energy storage systems (ESS) for renewable energy
- Electric mobility
- Power generation
- High-end electronics
- Aerospace
- Defence
- Data transmission hardware

OUR DIVERSIFIED PORTFOLIO

MINING AND PROCESSING

With our deep insight into the mining operations, we have created a diversified product portfolio to better manage and create efficient supply chain processes and integrate operational technology. By mining of key minerals and deposits, we play a critical role in addressing the gap between demand and supply of these minerals.



LIGNITE

Lignite is the main operation of GMDC and it is the largest merchant seller of the mineral. Termed as brown gold, lignite is a major source of power and energy. Lignite is a combustible, sedimentary rock formed from naturally compressed peat. It has a carbon content of around 25-35%, and is considered as the lowest rank of coal due to its relatively low heat content.

We are also a critical supplier of an alternative fuel in the form of lignite to industrial units in Gujarat. Currently, we have five active and operational mines. Our key customers are majorly manufacturers of textiles, chemicals, ceramics and brick manufacturers.



From Aatmanirbhar Gujarat to Aatmanirbhar Bharat



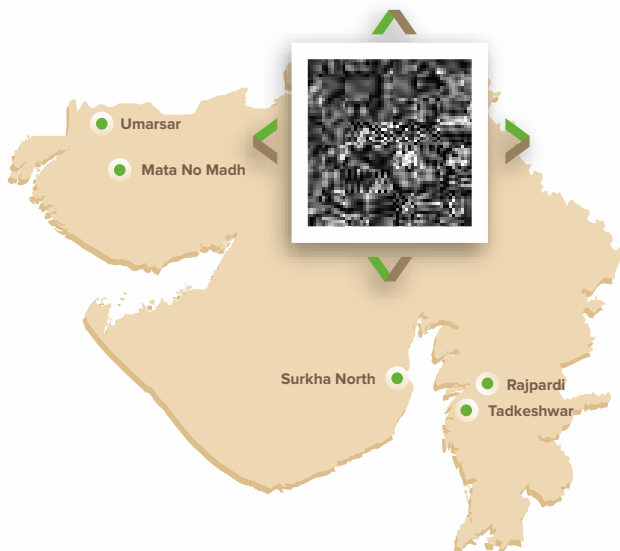
USP

Through our mining operations, we help India reduce its dependence on mineral imports immensely, save critical foreign exchange outflows and facilitate the nation to become self-reliant. We ensure assured, timely and cost-effective supply of lignite to industries.

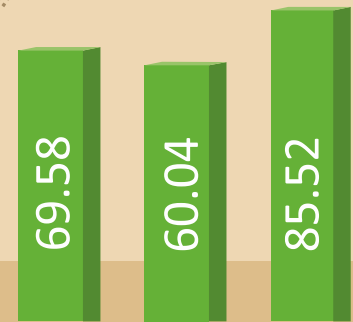


WAY FORWARD

By increasing target lignite production capacity from 8.5 MTPA to 10 MTPA, we plan to continue distributing lignite to our customers in an optimal manner.

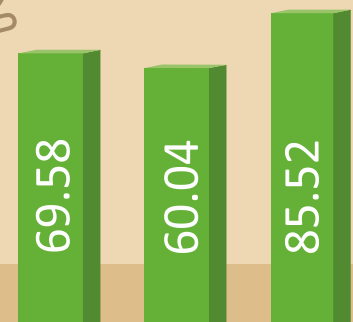


PRODUCTION OF LIGNITE (IN LAKH MT)



FY 2019-20 FY 2020-21 FY 2021-22

SALES OF LIGNITE (IN LAKH MT)



FY 2019-20 FY 2020-21 FY 2021-22

BAUXITE

In addition to Lignite, GMDC also specialises in the mining of Bauxite, which is the raw material for aluminium. With this, it suffices the need for plant-grade and non-plant grade Bauxite in Gujarat. These are clustered deposits with numerous pocket deposits in the vicinity. Currently, it mines nine Bauxite deposits, of which 8 are in the districts of Kutch (Gadhsisa Group of Bauxite Mines) and one in Devbhumi Dwarka.

During FY 2021-22, GMDC produced 2.42 Lakh MT of Bauxite in Kutch, compared with 3.07 Lakh MT in FY 2020-21. At the Mevasa Bauxite Mine in Devbhumi Dwarka, it produced 0.81 Lakh MT, compared with 0.66 Lakh MT.

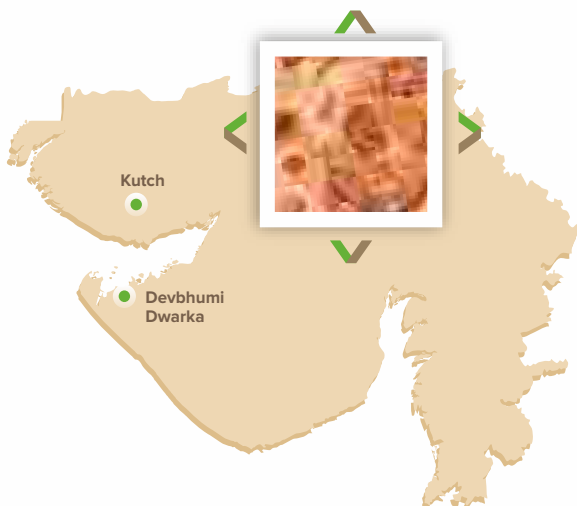


From Aatmanirbhar Gujarat to Aatmanirbhar Bharat USP

Bauxite is the raw material for aluminium, one of the most versatile metals in the world. Finding application in window frames and sliding, aluminium is an effective replacement for wood. Owing to its lightweight properties, it is a preferred choice in designing of automobile bodies and machines, and in the aeronautics industry. Several smartphone brands today use Aluminium metal casings for mobile devices to improve their design and style.

WAY FORWARD

Through our Bauxite mining operations, we contribute to India's vision of Aatmanirbhar Bharat. We are fully equipped to ensure its availability and assured supply, helping reduce India's dependence on imports.

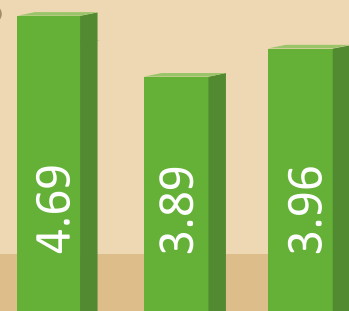


PRODUCTION OF BAUXITE (IN LAKH MT)



FY 2019-20 FY 2020-21 FY 2021-22

SALES OF BAUXITE (IN LAKH MT)



FY 2019-20 FY 2020-21 FY 2021-22




Fluorspar

Fluorspar is utilised as a raw material in the manufacturing for several industries. This metallic and shimmery mineral is also used in making of steel and producing aluminium. Our Fluorspar mine is located at Kadipani, Ambadungar.

APPLICATIONS OF FLUORSPAR

Hydrofluoric Acid • Refrigerant Gases • Aluminium Fluoride • Synthetic Cryolite • Fluorine Chemicals • Flux in Metallurgical Industries



Bentonite

GMDC's Bentonite mine is located at Surkha North, Bhavnagar. Bentonite is a highly colloidal clay mineral. Its key properties of hydration, swelling, water absorption make it a multi-application product in diverse industries. It finds usage as a mud constituent for oil and water well drilling. Bentonite derives its name from the place where it was first discovered – Fort Benton in the US.




Manganese

Manganese is a key raw material in the iron and steel industry. All the manganese bearing areas of Gujarat are reserved for GMDC, as it extracts and recovers decades-old manganese waste dumps used in the manufacture of manganese sulphate. Our Manganese mine is located at Panchmahal, Vadodara, Dahod, Bamankuva, Bapotiya, Pani, Salapada.

APPLICATIONS OF MANGANESE

Steel • Iron • Glass




Limestone

Limestone is composed of calcite and appears white in colour. Our limestone mines are located in Kutch.

APPLICATIONS OF LIMESTONE

- As limestone tiles and slabs in flooring, wall cladding and vanity tops
- In flooring of large commercial complexes




Silica Sand

Silica sand is a form of silicon dioxide. Our silica sand mines are located at Rajpardi in Bharuch. Several varieties of silica sand are available in the world. Each of these have their unique composition and properties.

APPLICATIONS OF SILICA SAND

Glass • Construction ceramics • Synthetic foundry moulding catalyst • Disodium ultramarine Purifying of water



Ball Clay

GMDC's Ball Clay mine is located at Rajpardi, Bharuch. Ball Clay is fine grained, highly plastic and rare mineral found in select places around the world. In India, rich deposits of Ball Clay are found in Gujarat and Rajasthan.

APPLICATIONS OF BALL CLAY

Ceramic whiteware • Sanitaryware

OUR DIVERSIFIED PORTFOLIO

POWER GENERATION

We engage in forward integration by utilising mined lignite as a fuel for generating electricity and supply it to diverse industries. With our foray into green energy through wind and solar projects, we continue to support the nation in the endeavour to reduce its dependence on conventional power.

Over the years, we have managed to have a sizeable presence in the power sector with a broad portfolio of thermal power and renewable power, which comprises of solar and wind energy projects. Power generated by the Company has been increasing year-on-year.

▶ **710.36**
Million Units
Total power produced
in FY 2020-21

▶ **922.81**
Million Units
Total power produced
in FY 2021-22



THERMAL POWER

The Akrimota Thermal Power Station (ATPS) a 2X125 MW thermal power project at Nani Chher, Lakhpat Taluka, Kutch is operational since March 2005. It feeds lignite from Mata No Madh and Umarsar, while water is supplied from the nearby Kori Creek through a 1.4 km sea water intake channel. The plant uses state-of-the-art DDCS technology for generating power.

435.05
Million Units
 Thermal power produced
 in FY 2020-21

589.69
Million Units
 Thermal power produced
 in FY 2021-22



WIND POWER

Being committed towards environment care and to expand our green footprint, we ventured into the harnessing of wind energy. A 200 MW wind turbine was commissioned at Kutch, Porbandar, Devbhumi Dwarka, Jamnagar, Rajkot and Bhavnagar.

269.39
Million Units
 Wind power produced
 in FY 2020-21

326.27
Million Units
 Wind power produced
 in FY 2021-22



SOLAR POWER

In 2011, we initiated and installed a 5 MW solar project on the reclaimed mined out land of Panandhro Lignite Mine, Kutch.

6.02
Million Units
 Solar power produced
 in FY 2020-21

7.03
Million Units
 Solar power produced
 in FY 2021-22

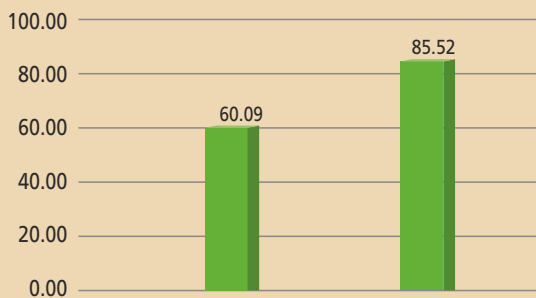
ON A SUSTAINABLE GROWTH PATH

During the year, the Company posted a remarkable performance as it delivered its best-ever annual results in the last five consecutive years and second-best since inception. Our profitability grew significantly during the year under review, while the revenues doubled.



KEY FINANCIAL HIGHLIGHTS

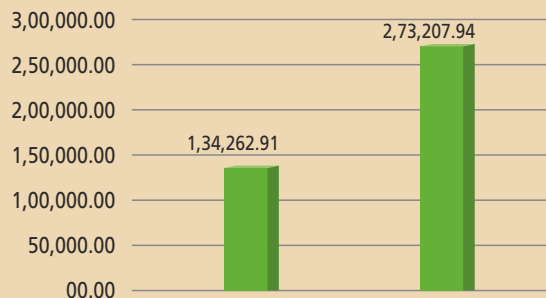
**Production of Lignite
(in Lakh MT)**



2020-21

2021-22

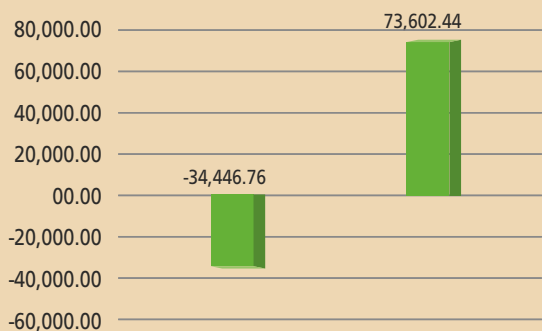
**Revenue from Operations
(₹ Lakh)**



2020-21

2021-22

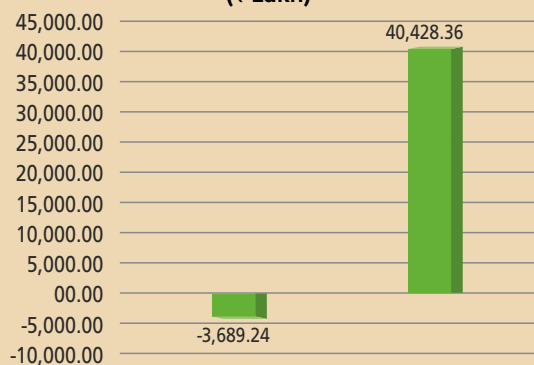
**Profit Before Tax
(₹ Lakh)**



2020-21

2021-22

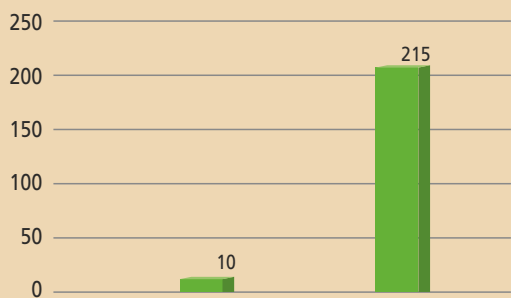
**Profit After Tax
(₹ Lakh)**



2020-21

2021-22

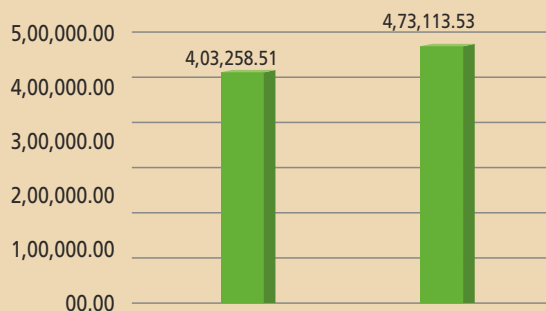
Dividend (%)



2020-21

2021-22

**Net Worth
(₹ Lakh)**




2020-21

2021-22

PROJECT SHIKHAR

A STRATEGIC TRANSFORMATION INITIATIVE AT GMDC LTD.

We have partnered with Boston Consulting Group (BCG) to undertake a strategic transformation project for achieving the twin objectives of strengthening our core business and diversifying into other business portfolios, including other minerals and value addition initiatives as well as renewable power, among others.



STRATEGIC IMPERATIVES OF THE PROJECT ARE:

Portfolio diversification across minerals like Manganese, Base metals, etc. to future-proof GMDC's growth

Become employer of choice, with ample opportunities for people-enablement and upskilling

Achieve breakthrough growth in revenues

Target best-in-class operating efficiencies to drive EBITDA uplift

Embed Digital and analytics deeply in the organisation culture

COMMITTED TO THE SAFETY QUOTIENT

At GMDC, we are cognisant of how important safety is at our mining sites. Our organised contingency safety precautions and intensive training programmes have the capability to address any unforeseen harmful incidents that may occur during the mining process.



Safety has always been a top priority at GMDC. We are the winners of the National Safety Awards (Mines) for Longest Accident-Free Period (LAFP) and Lowest Injury Frequency Rate per output (LIFRO). We also have implemented the Robust Safety Management Plan (SMP) within our processes.



FOCUSSED ON SAFETY FIRST

As our employees deal with hazardous profession, we follow the highest standards of safety. We also conduct safety training, workshops for our people through internal and external experts. These training sessions are conducted internally as a continuous and on-going practice to improve our safety consciousness. We follow global best practices on safety standards in the mining industry.

AN INJURY-FREE YEAR

We are proud to share that FY 2021-22 was an injury-free year. We are investing heavily in safety across our mining sites and we meet all the stringent quality, safety and reliability standards and practices to strengthen our processes, as per the globally established norms.



INTERNATIONAL CENTRE OF EXCELLENCE IN MINING SAFETY & AUTOMATION (iCEM)



International Centre of Excellence in Mining Safety & Automation (iCEM) was established with an objective to be recognised as the distinguished global collaborator to the Mining industry.

ICEM CATERS TO THE EMERGING NEEDS OF MINING INDUSTRY BY:

- Collaborating with mining companies, universities, government researchers, technical consultants and providing Training opportunity and in-field access to facilities and developing future generation of researchers
- SMEs for skill and technology transfer
- Facilitating industries-focussed research and innovation that advances concepts, process and methodologies
- Implementing sound business practices with a focus on accountability, efficiency and effectiveness

Different skill development programmes and training for employees working in the mining industry are organised by the centre. Programmes are designed with focus on development of operational skills to improve efficiency, safety and automation need of mining industry.

iCEM is governed by an eminent Governing Body having professionals from mining industries, academia, Government Department etc. The Campus is equipped with modern amenities and world-class infrastructural facilities.

CREATING A NET POSITIVE SOCIETY

We are a company with heart and soul. At GMDC, we are committed to making a difference by strengthening local communities. We see this as a creative opportunity to fundamentally strengthen our business, while contributing to the society and creating social, environmental and economic impact.



Guided by our core values, we prioritise health and well-being and safeguard the communities in different ways to drive progress in the society. We also work closely to support the affected communities around our mining sites.

We aim to serve and strengthen the marginalised communities in tangible ways. Among a host of our initiatives, we are working on empowering women and taking care of their health, water requirement and sanitation.

In addition, we also maintain a keen focus on education. We make learning a stimulating activity and work to turn students into active learners. With the Akshaya Patra Foundation, we support mid-day meals to school students. Our objective behind setting up Anganwadis is to create a wholesome learning environment from a young age.



OUR KEY CSR INITIATIVES



Providing Mobile Medical Vans with Doctors and support staff that pays frequent visits to various outlying areas and brings medical care and medicines right to the doorstep



Undertaken several projects to ensure availability of drinking water to various sections of the communities



Running school bus services for children of poor families



Supporting girls from underprivileged families with a special Scholarship Programme



Making learning a stimulating activity and turning students into active learners by setting up Activity Based Learning rooms in schools



Setting up Anganwadis to help create a wholesome learning environment



In association with the Akshaya Patra Foundation, GMDC facilitates providing of mid-day meals to the students.



Benefiting more than 1,600 students across its various project areas

GMDC's operational outlook has always been Socio Economic in nature. Our mining operations are located in the underdeveloped areas, semi deserts and the tribal belt of the State of Gujarat. We have always endeavoured to bring the continual development into the marginalised sections of the society.

We achieve this by creating direct and indirect employment opportunities for both men and women of these areas. Not only this, through holistic CSR interventions, GMDC has reached out to the rural masses, showing an inclusive approach towards mineral development.

GMDC has been sensitive towards its social responsibilities right from its inception. We are mindful of the needs to address requirements of the community within which we operate. We reach out to various segments of the society, particularly the rural community by providing them critical rural infrastructure in various sectors, such as Water, Health, Sanitation, Education, Employment, Livelihood, Agriculture etc.

In the last two years, there was an unprecedented situation due to the outbreak of the COVID-19 pandemic. We took special measures to reach out to the rural community in the villages surrounding our various project sites to contain the spread of the virus in the rural regions.

GMDC Gramya Vikas Trust (GMDC-GVT), an initiative of GMDC Ltd. headquartered in Ahmedabad and operational across 7 districts of Gujarat, is working on various CSR Projects towards

improving the quality of lives of various communities in its operational areas.

At GMDC, we are not just committed to the health and safety of our staff but also the wellbeing of the people living in and around our project areas. Dispensaries with qualified doctors and para-medical staff are in operation at Panandhro, Akrimota Thermal Power Plant, Rajpardi and Kadipani Projects. Mobile medical vans facilities are also operational at various projects.


In association with the Akshaya Patra Foundation, we are facilitating the mid-day meals to students at the Anganwadis established by us in various rural communities, ensuring that their nourishment and nutrition are taken care of in the best manner.



BEING A RESPONSIBLE AND SUSTAINABLE ORGANISATION

Sustainability has been at the heart of everything we do and constantly guides our decisions and actions. We remain committed to reducing the environmental impact of our operations through energy efficiency and best practices on resource optimisation.





At GMDC, we are rising to meet the challenges faced by the planet, every day, and are working on continuously reducing our carbon emissions. Through our solar and wind energy plants, we have aligned ourselves to support India in its transition towards a low-carbon economy.

TOWARDS SUSTAINABLE DEVELOPMENT

As a responsible organisation, we have initiated steps to reduce our carbon footprint by making use of clean lignite technology and minimising the ash and sulphur content. The Akrimota Thermal Power Station (ATPS), our 2X125 MW thermal power project at Nani Chher in Kutch, is designed based on environmental sustainability. The CFBC boiler used is environment-friendly, controlling the sulphur in the flue gas emission. Also, a 100-metre green belt surrounding the plant site is encouraging environment sustainability.


ENSURING ENERGY EFFICIENCY

The Company is driven to realise the vision of our Honourable Prime Minister to make India a green energy nation. Aligned with the nation's vision, we ventured into harnessing of renewable energy over a decade ago by setting up solar and wind power plants.

We commissioned 200.9 MW wind turbines in Kutch, Porbandar, Devbhumi Dwarka, Jamnagar, Rajkot and Bhavnagar. We have also initiated the first-of-its-kind 5MW solar power project installed on the reclaimed mined-out land of Panandhro Lignite Mine in Kutch. We plan to further scale our portfolio of green renewable assets and brace ourselves for a sustainable future.

TOWARDS BIO-DIVERSITY


Our commitment towards the environment goes beyond improving upon power generation through the conventional sources of energy. We are also making efforts to improve our environmental footprint through several initiatives. We planted 82,165 plants saplings in FY 2021-22, covering 35.84 hectares of mine lease and residential colony areas.



Gadhsisa Group of Mines has been awarded with Five Star Rating by IBM, The Ministry of Mines, for all the efforts and initiatives taken towards implementation of Sustainable Development Framework (SDF).

GENERATED OVER
39,69,239 MWh
OF GREEN ENERGY

REDUCED
3,880.725 TONNES
CARBON EMISSIONS THROUGH OUR
WIND AND SOLAR POWER PLANTS
UP TO MARCH 2022



AWARDS & ACCOLADES



GMDC places a great emphasis on safety across all its mines. Testifying to this are the National Safety Award (Mines) consistently won by our mines, since 2009, in the important categories of Longest Accident-Free Period (LAFP) and Lowest Injury Frequency Rate per output (LIFRO). These prestigious Awards were presented by the Honourable President of India.

01

At every project, a robust Safety Management Plan (SMP) is prepared for identification of principal hazards and implementation of auditable control measures to reduce the risk level as low as reasonably achievable. SMP is being prepared in accordance with Reg. 104 of The Coal Mines Regulations 2017 & DGMS circulars.

02

GMDC has successfully migrated from OHSAS:18001 to ISO 45001:2018. GMDC is focussing on proactive hazard identification and risk mitigation, improvement in overall health and wellness of employees and active involvement of workforce in risk mitigation measures.

03

Adoption of Digital Intervention to enhance safety, so as to benchmark with industry best practices, GMDC has installed Slope Stability Radar (SSR) at Rajpardi Lignite mine in line with DGMS circulars.

04

Following ZERO HARM approach in achieving highest operational efficiency. Sensitising contract workforce towards safe practices, through behaviour-based safety trainings. In reference to 12th National Safety Recommendations, GMDC provides regular health check-up facilities for its contract workforce.



FOR
Longest Accident-Free Period (LAFP) and
Lowest Injury Frequency Rate (LIFR)



CORPORATE INFORMATION

CHAIRMAN

Shri Raj Kumar, IAS (From 08-07-2022)
Dr. Rajiv Kumar Gupta, IAS (Up to 31-05-2022)

MANAGING DIRECTOR

Shri Roopwant Singh, IAS

COMPANY SECRETARY

Shri Joel Evans

STATUTORY AUDITORS

M/s. J. N. Gupta & Co. Chartered Accountants

REGISTERED OFFICE

Khanij Bhavan
132 Feet Ring Road, Near University Ground
Vastrapur, Ahmedabad - 380 052
Phone: (079) 27913200/3501/1340
E-Mail: cosec@gmdcltd.com
Website: www.gmdcltd.com
CIN: L14100GJ1963SGC001206

DIRECTORS

- Smt. Sonal Mishra, IAS, Director
- Shri Milind Torawane, IAS, Director
- Smt. Gauri Kumar, IAS (Retd.), Independent Director
- Shri S.B. Dangayach, Independent Director
- Shri Nitin Shukla, Independent Director
- Prof. Shailesh Gandhi, Independent Director

BANKERS

Bank of Baroda
State Bank of India
Axis Bank
Union Bank of India
HDFC Bank
ICICI Bank

PROJECTS

Lignite Projects

Panandhro (Dist. Kutch)
Mata No Madh (Dist. Kutch)
Umarsar (Dist. Kutch)
Rajpardi (Dist. Bharuch)
Tadkeshwar (Dist. Surat)
Bhavnagar (Dist. Bhavnagar)

Bauxite Projects

Gadhsisa (Dist. Kutch)
Mevasa (Dist. Devbhumi Dwarka)

Manganese Project

Shivrajpur, (Dist. Panchmahal)

Fluorspar Project

Kadipani (Dist. Chhota Udepur)

Multi Metal Project

Ambaji (Dist. Banaskantha)

Power Project

Nani Chher (Dist. Kutch)

Wind Farm Projects

Maliya (Dist. Rajkot)
Jodia (Dist. Jamnagar)
Gorsar (Dist. Porbandar)
Bada (Dist. Kutch)
Varvala (Dist. Jamnagar)
Bhanvad (Dist. Jamnagar)
Rojmal (Dist. Bhavnagar, Amreli, Rajkot)

Solar Project

Panandhro (Dist. Kutch)

REGISTRAR & SHARE TRANSFER AGENT FOR PHYSICAL & DEMAT SHARES

M/s. MCS STA Limited 101, Shatdal Complex, 1st Floor, Opp. Bata Show Room, Ashram Road,
Ahmedabad - 380 009 • Tel: 079-26580461-63

FINANCIAL HIGHLIGHTS FOR THE LAST TEN YEARS

Sr	Particulars	2021-22	2020-21	2019-20	2018-19	2017-18	2016-17	2015-16	2014-15	2013-14	2012-13
(₹ in Lakh)											
(A)	Profit & Loss Account										
1.	Revenue from Operations	273207.94	134262.91	152094.85	187967.82	206996.68	158235.66	121533.29	147314.44	134407.28	174762.51
2.	Profit before tax	73602.44	-34446.76	20342.87	30720.38	55692.57	44598.03	31845.49	63586.75	62959.01	90368.72
3.	Finance Costs	213.30	196.40	188.13	183.12	0.00	0.00	0.00	0.00	0.00	0.00
4.	Depreciation	9798.34	9421.15	9157.93	9613.73	11166.94	15125.75	13071.85	13726.91	12456.50	11738.40
5.	Provision for tax	32568.63	-14670.25	5513.91	16851.40	12232.18	12175.07	9388.44	13553.89	19045.59	30284.51
	"Short/Excess provision of tax of earlier years"	605.45	-16087.27	318.15	0.00	0.00	0.00	0.00	0.00	0.00	0.00
6.	Profit after tax	40428.36	-3689.24	14510.81	13868.98	43460.39	32422.96	22457.05	50032.86	43913.42	60084.21
7.	Dividend in %	215.00	10.00	100.00	100.00	175.00	150.00	150.00	150.00	150.00	150.00
8.	Dividend in Rupees	13674.00	636.00	6360.00	6360.00	11130.00	9540.00	9540.00	9540.00	9540.00	9540.00
(B)	Balance Sheet										
1.	Share Capital	6360.00	6360.00	6360.00	6360.00	6360.00	6360.00	6360.00	6360.00	6360.00	6360.00
2.	Reserves & Surplus	466753.53	396898.51	399936.35	422209.51	433787.64	391192.05	360059.00	317796.69	279887.62	247135.53
3.	Net Worth	473113.53	403258.51	406296.35	428589.51	440147.64	397552.05	366419.00	324156.69	286247.62	253495.53
(C)	Financial Ratios										
1.	% of Net Profit										
	On Sales	14.79	-2.75	9.54	7.38	21.00	20.49	18.48	33.96	32.67	34.38
	On Net Worth	8.55	-0.91	3.57	3.24	9.87	8.16	6.13	15.43	15.34	23.70
	On Share Capital	635.67	-58.01	228.16	218.07	683.34	509.79	353.10	786.68	690.46	944.72

NOTICE

Notice is hereby given that the 59th Annual General Meeting of Gujarat Mineral Development Corporation Limited will be held on Friday, 30th September, 2022 at 12:00 Noon through VC/OAVM to transact the following businesses:

ORDINARY BUSINESS:

1. To receive, consider and adopt the financial statements (standalone & consolidated) for the year ended on 31st March, 2022, including the Balance Sheet, Profit and Loss, Statement of changes in Equity and Cash Flow Statement together with the Reports of the Board of Directors and Auditors thereon and comments of Comptroller and Auditor General of India.
2. To declare Dividend on Equity Shares for the year 2021-22.
3. To fix up the remuneration of Statutory Auditors for the financial year 2022-23.

SPECIAL BUSINESS:

4. Appointment of Shri Raj Kumar, IAS, (DIN : 00294527), Additional Chief Secretary, Industries and Mines Department as Director and Chairman of the Company

To consider and, if thought fit, to pass, with or without modification(s), the following Resolution as an Ordinary Resolution:

“RESOLVED THAT pursuant to the applicable provisions of the Companies Act, 2013 read with applicable regulation/s of SEBI(LODR) Regulations, 2015 as amended from time to time and pursuant to the Notification No. GU/2022/37/GMC/102003/889/CHH.1 dated 28.06.2022 of the Government of Gujarat, Industries and Mines Department, approval of the shareholders be and is hereby accorded to the appointment of Shri Raj Kumar, IAS, Additional Chief Secretary, Industries and Mines Department as Director and Chairman of the Company for a tenure as may be deemed appropriate by the Government of Gujarat.”

5. Ratification of remuneration payable to Cost Auditors of the Company for the financial year 2022-23

To consider and, if thought fit, to pass, with or without modification(s), the following Resolution as an Ordinary Resolution:

“RESOLVED THAT pursuant to Section 148 and all other applicable provisions, if any, of the Companies Act, 2013 and the Rules made thereunder, the remuneration of ₹ 1,91,001/- (Excluding applicable taxes) plus reimbursement of expenses for visiting Project Offices as per GMDC rules in connection with the Cost Audit for financial year 2022-23 payable to M/s N D Birla & Co., Cost Auditors (Registration Number 000028), as approved by the Board of Directors of the Company at its Meeting held on 25th April, 2022 be and is

hereby ratified.”

EXPLANATORY STATEMENT PURSUANT TO SECTION 102(1) OF THE COMPANIES ACT, 2013.

Item No. 4

The Government of Gujarat has vide Notification No. GU/2022/37/GMC/102003/889/CHH.1 dated 28/06/2022 appointed Shri Raj Kumar, IAS, Additional Chief Secretary, Industries and Mines Department, as the Director and Chairman of the Company which was received on 8/7/2022. Pursuant to the requirement of Regulation 17(1C) of SEBI (LODR) Regulations, 2015, the listed entity shall ensure that approval of shareholders for appointment of a person on the Board of Directors or as a Manager is taken at the next general meeting or within a time period of three months from the date of appointment, whichever is earlier. The proposal is therefore submitted to the shareholders for their approval.

Shri Raj Kumar, IAS is a Gujarat Cadre officer of Indian Administrative Services belonging to 1987 batch. He possesses a degree of B.Tech. in Electrical Engineering and M.Sc. in Public Policy. He commands a very vast and varied experience. The details as required pursuant to Regulation 36 (3) of SEBI Listing Regulations and Secretarial Standards as applicable is given in Annexure – I forming part of this Notice. Shri Raj Kumar, IAS does not hold any equity shares in the Company.

Except Shri Raj Kumar, IAS, being an appointee, none of the Directors and Key Managerial Personnel of the Company and their relative is concerned or interested, financially or otherwise, in the resolution set out at Item No. 4. The Board recommends the Ordinary Resolution set out at Item No. 4 of the Notice for approval by the shareholders.

Item No. 5

The Board, on the recommendation of the Audit Committee, has approved the appointment and remuneration of the Cost Auditors, M/s N D Birla & Co., Ahmedabad to conduct the audit of the cost records of the Company for the financial year 2022-23. In accordance with the provisions of Section 148 of the Act read with the Companies (Audit and Auditors) Rules, 2014, the remuneration payable to the Cost Auditors has to be ratified by the shareholders of the Company. Accordingly, consent of the members is sought for passing an Ordinary Resolution as set out at Item No. 5 of the Notice for ratification of the remuneration payable to the Cost Auditors for the financial year ending 31st March, 2023.

None of the Directors / Key Managerial Personnel of the Company / their relatives are, in any way, concerned or interested, financially or otherwise, in the resolution set out at Item No. 5 of the Notice. The Board recommends the Ordinary Resolution set out at Item No. 5 of the Notice for approval by the shareholders.

By order of the Board of Directors

Joel Evans, Company Secretary

Date: 12th August, 2022

Place: Ahmedabad

Registered Office:

Khanij Bhavan, 132 Ft. Ring Road, Near University Ground, Vastrapur, Ahmedabad – 380 052

Annexure I

Details of Directors seeking appointment by the Shareholders of the Company in pursuance of Regulation 36 (3) of SEBI (Listing Obligations and Disclosure) Regulations, 2015 and applicable Secretarial Standards.

Name of Director	Shri Raj Kumar, IAS	Names of other Companies in which Directorship is held	1. Gujarat Police Housing Corporation Limited (unlisted) 2. Dahez SEZ Limited (unlisted) 3. Dholera Industrial City Development Company Limited (unlisted)
DIN	00294527		
Date of Birth	06-01-1965		
Date of first appointment on the Board	08-07-2022	Details of the Committees of the Board of other Companies, in which Membership / Chairmanship is held	Dahez SEZ Limited : CSR Committee - Chairman
Terms and Conditions of Appointment	Shri Raj Kumar, IAS shall not draw any remuneration of the company		
Details of Remuneration	Not applicable		
No. of shares held in GMDC either by self or any beneficial basis for any other person	NIL	No. of Meetings of the Board attended during the Financial year since their date of appointment (2022-23)	1
Relationship with other Directors / Key Managerial Personnel	No relationship with other Directors / Key Managerial Personnel	Listed entities from which the person has resigned in the past three years	NA
Qualifications	IAS B.Tech (Electrical) M.Sc. (Public Policy)		
Nature of Expertise / Experience	<p>Shri Raj Kumar, IAS is a Gujarat Cadre officer of Indian Administrative Services belonging to 1987 batch. He possesses a degree of B.Tech. in Electrical Engineering and M. Sc. in Public Policy. He commands a very vast and varied experience. As an IAS officer, Shri Raj Kumar, IAS has worked in various capacities covering a very wide spectrum of Government departments, both at State and Central level. Presently, he is the Additional Chief Secretary, Home Department, Government of Gujarat. Before being appointed as ACS (Home), Shri Raj Kumar, IAS served as Secretary, Department of Defence Production, Ministry of Defence, Govt of India. He has been Chairman/Managing Director/Director in many Central and State PSUs, during his tenure in government service.</p> <p>During his long spanning career, Shri Raj Kumar, IAS has also participated in various national and international training programmes covering a wide range of topics.</p>		

Notes:-

- In view of the continuing COVID-19 pandemic, the Ministry of Corporate Affairs ("MCA") has vide its circular dated 5th May, 2020 read with circulars dated 8th April, 2020 and 13th April, 2020, 13th January, 2021, 14th December, 2021 and 5th May, 2022 (collectively referred to as "MCA Circulars") permitted the holding of the Annual General Meeting ("AGM") through VC / OAVM, without the physical presence of the Members at a common venue. In compliance with the provisions of the Companies Act, 2013 ("Act"), SEBI (Listing Obligations and Disclosure Requirements) Regulations, 2015 ("SEBI Listing Regulations") and MCA Circulars, the AGM of the Company is being held through VC / OAVM.
- Pursuant to the provisions of the Act, a Member entitled to attend and vote at the AGM is entitled to appoint a proxy to attend and vote on his/her behalf and the proxy need not be a Member of the Company. Since this AGM is being held pursuant to the MCA Circulars through VC / OAVM, physical attendance of Members has been dispensed with. Accordingly, the facility for appointment of proxies by the Members will not be available for the AGM and hence the Proxy Form and Attendance Slip are not annexed to this

Notice.

3. Institutional / Corporate Shareholders (i.e. other than individuals / HUF, NRI, etc.) are required to send a scanned copy (PDF/JPG Format) of its Board or governing body Resolution/Authorization etc., authorizing its representative to attend the AGM through VC / OAVM on its behalf and to vote through remote e-voting. The said Resolution/Authorization shall be sent to the Scrutinizer by email through its registered email address to manojhurkat@hotmail.com with a copy marked helpdesk.evoting@cdslindia.com.
4. For the purpose of determining entitlement of members to the dividend, the Register of Members will remain closed from Saturday, 24th September, 2022 to Friday, 30th September, 2022 (both days inclusive).
5. If the final dividend, as recommended by the Board of Directors, is approved at the AGM, payment of such dividend subject to deduction of tax at source will be made on Wednesday, 12th October, 2022 as under:
 - i. To all Beneficial Owners in respect of shares held in dematerialized form as per the data as may be made available by the National Securities Depository Limited ("NSDL") and the Central Depository Services (India) Limited ("CDSL"), collectively "Depositories", as of the close of business hours on Friday, 23rd September, 2022.
 - ii. To all Members in respect of shares held in physical form after giving effect to valid transfer, transmission or transposition requests lodged with the Company as of the close of business hours on Friday, 23rd September, 2022.
6. As per Regulation 40 of SEBI Listing Regulations, as amended, securities of listed companies can be transferred only in dematerialized form with effect from 1st April, 2019, except in case of request received for transmission or transposition of securities. In view of this and to eliminate all risks associated with physical shares and for ease of portfolio management, members holding shares in physical form are requested to consider converting their holdings to dematerialized form. Members can contact the Company or Company's Registrars and Transfer Agent, MCS Share Transfer Agent Limited for assistance in this regard.
7. To support the 'Green Initiative', Members who have not yet registered their email addresses are requested to register the same with their DPs in case the shares are held by them in electronic form and with MCS Share Transfer Agent Limited in case the shares are held by them in physical form.
8. Members are requested to intimate changes, if any, pertaining to their name, postal address, email address, telephone / mobile numbers, Permanent Account Number (PAN), mandates, nominations, power of attorney, bank details such as, name of the bank and branch details, bank account number, MICR code, IFSC code, etc., to their DPs in case the shares are held by them in electronic form and to MCS Share Transfer Agent Limited in case the shares are held by them in physical form.
9. As per the provisions of Section 72 of the Act, the facility for making nomination is available for the Members in respect of the shares held by them. Members who have not yet registered their nomination are requested to register the same by submitting Form No. SH-13. The said form can be downloaded from the Company's website. Members are requested to submit the said details to their DP in case the shares are held by them in electronic form and to MCS Share Transfer Agent Limited in case the shares are held in physical form.
10. Members holding shares in physical form, in identical order of names, in more than one folio are requested to send to the Company or MCS Share Transfer Agent Limited, the details of such folios together with the share certificates for consolidating their holdings in one folio. A consolidated share certificate will be issued to such Members after making requisite changes.
11. In case of joint holders, the Member whose name appears as the first holder in the order of names as per the Register of Members of the Company will be entitled to vote at the AGM.
12. Members seeking any information with regard to the accounts or any matter to be placed at the AGM, are requested to write to the Company on or before 22nd September, 2022 through email on cosec@gmdcltd.com. The same will be replied by the Company suitably.
13. Members are requested to note that, dividends if not encashed for a consecutive period of 7 years from the date of transfer to Unpaid Dividend Account of the Company, are liable to be transferred to the Investor Education and Protection Fund ("IEPF"). The shares in respect of such unclaimed dividends are also liable to be transferred to the demat account of the IEPF Authority. In view of this, Members are requested to claim their dividends from the Company, within the stipulated timeline. The Members, whose unclaimed dividends/shares have been transferred to IEPF, may claim the same by making an online application to the IEPF Authority in web Form No. IEPF-5 available on www.iepf.gov.in.

Members, who have not yet encashed their dividend warrant(s) pertaining to the final dividend for the financial year 2014-15 onwards, are requested to lodge their claims with RTA immediately.
14. In compliance with the aforesaid MCA Circulars and SEBI Circular dated 12th May, 2020 and 13th January, 2021, Notice of the AGM along with the Annual Report 2021-22 is being sent only through electronic mode to those Members whose email addresses are registered with the Company/ Depositories. Members may note that the Notice and Annual Report 2021-22 will also be available on the Company's website www.gmdcltd.com, websites of the Stock Exchanges i.e. BSE Limited and National Stock Exchange of India Limited at www.bseindia.com and www.nseindia.com respectively.
15. Members attending the AGM through VC / OAVM shall be counted for the purpose of reckoning the quorum under Section 103 of the Act.
16. Pursuant to Finance Act 2020, dividend income will be taxable in the hands of shareholders w.e.f. 1st April, 2020 and the Company is required to deduct tax at source from dividend paid to shareholders at the prescribed rates. For the prescribed rates for various categories, the shareholders are requested to refer to the Finance Act, 2020 and amendments thereof. The shareholders are requested to update their PAN with the Company / MCS Share Transfer Agent Limited (in case of shares held in physical mode) and depositories (in case of shares held in

demat mode).

A Resident individual shareholder with PAN and who is not liable to pay income tax can submit a yearly declaration in Form No. 15G/15H, to avail the benefit of non-deduction of tax at source by email to mcsstaahmd@gmail.com by 22nd September, 2022. Shareholders are requested to note that in case their PAN is not registered, the tax will be deducted at a higher rate of 20%.

Non-resident shareholders can avail beneficial rates under tax treaty between India and their country of residence, subject to providing necessary documents i.e. No Permanent Establishment and Beneficial Ownership Declaration, Tax Residency Certificate, Form 10F, any other document which may be required to avail the tax treaty benefits by sending an email to mcsstaahmd@gmail.com. The aforesaid declarations and documents need to be submitted by the shareholders by 22nd September, 2022.

17. Since the AGM will be held through VC / OAVM, the Route Map is not annexed in this Notice.
18. For instructions for e-voting and joining the AGM, please follow the CDSL instructions attached to this notice and forming part of this notice.

19. COMMENCEMENT OF E-VOTING PERIOD AND OTHER E-VOTING INSTRUCTIONS

1. The voting period begins on Tuesday, 27th September, 2022 at 09:00 AM and ends on Thursday, 29th September, 2022 at 05:00 PM. During this period, shareholders of the Company, holding shares either in physical form or in dematerialized form, as on the cut-off date Friday, 23rd September, 2022, may cast their vote electronically. The e-voting module shall be disabled by CDSL for voting thereafter.
2. The voting rights of Members shall be in proportion to their shares of the paid up equity share capital of the Company as on Friday 23rd September, 2022. (Cut off date)
3. Shri Manoj Hurkat, Practicing Company Secretary (Membership No. FCS 4287, COP No. 2574) to act as the Scrutinizer to scrutinize the e-voting process in a fair and transparent manner.
4. The result of voting will be announced by the Chairman of the Meeting on or after the 59th Annual General Meeting to be held on Friday, 30th September, 2022. The result of the voting will be communicated to the Stock Exchanges and will be placed on the website of the Company www.gmdcltd.com.
5. In case you have any queries or issues regarding e-voting, you may refer the Frequently Asked Questions ("FAQs") and e-voting manual available at www.evotingindia.co.in under help section or write an email to helpdesk.evoting@cdslindia.com.
6. Institutional shareholders (i.e. members other than individuals, HUF, NRIs, etc.) are required to send scanned copy (PDF / JPG format) of the relevant Board

Resolution Authority Letter, etc., together with the attested specimen signature(s) of the duly authorised signatory(ies) who is/are authorized to vote, to the Scrutinizer via email at: manojhurkat@hotmail.com with a copy marked to helpdesk.evoting@cdslindia.com.

Other Instructions

1. The Scrutinizer shall, immediately after the conclusion of voting at the AGM, first count the votes cast during the AGM, thereafter unblock the votes cast through remote e-voting and make, not later than 48 hours of conclusion of the AGM, a consolidated Scrutinizer's Report of the total votes cast in favour or against, if any, to the Chairman or a person authorised by him in writing, who shall countersign the same.
2. The result declared along with the Scrutinizer's Report shall be placed on the Company's website www.gmdcltd.com and on the website of CDSL <https://www.cdslindia.com> immediately. The Company shall simultaneously forward the results to National Stock Exchange of India Limited and BSE Limited, where the shares of the Company are listed.

Contact Details

Company

Gujarat Mineral Development Corporation Limited
(A Government of Gujarat Enterprise)
CIN: L14100GJ1963SGC001206
"Khanij Bhavan", 132 Ft. Ring Road,
Near University Ground, Vastrapur, Ahmedabad-52
Phone : 2791 3200
E-mail : cosec@gmdcltd.com
Website : www.gmdcltd.com

Registrar & Share Transfer Agent

M/s MCS Share Transfer Agent Limited
101, Shatdal Complex, 1st Floor,
Opp. Bata Show Room, Ashram Road,
Navrangpura, Ahmedabad-380 009
E-mail: mcsstaahmd@gmail.com

e-Voting Agency

Central Depository Services (India) Limited
E-mail : helpdesk.evoting@cdslindia.com

Scrutinizer

M/s Manoj Hurkat & Associates
Practicing Company Secretaries
E-mail : manojhurkat@hotmail.com

(Ref. Para 18 of the instructions to the notice of the 59th Annual General Meeting.)

SHAREHOLDER INSTRUCTIONS FOR E-VOTING

CDSL e-Voting System – For Remote e-voting and e-voting during AGM

- As you are aware, in view of the situation arising due to COVID-19 global pandemic, the general meetings of the companies shall be conducted as per the guidelines issued by the Ministry of Corporate Affairs (MCA) vide Circular No. 14/2020 dated 8th April, 2020, Circular No. 17/2020 dated 13th April, 2020 and Circular No. 20/2020 dated 5th May, 2020. MCA has further extended the relaxation vide Circular No. 02/2021 dated 13th January, 2021 and The Securities and Exchange Board of India (“SEBI”) has also issued circular in continuation to previous Circular dated 12th May, 2020 and further extended the relaxation vide Circular dated 15th January, 2021, which does not require physical presence of the Members at common venue,

The forthcoming AGM will thus be held through video conferencing (VC) or other audio visual means (OAVM). Hence, Members can attend and participate in the AGM through VC/OAVM. The deemed venue for the AGM shall be the Registered Office of the Company.

- Pursuant to the provisions of Section 108 of the Companies Act, 2013 read with Rule 20 of the Companies (Management and Administration) Rules, 2014 (as amended) and Regulation 44 of SEBI (Listing Obligations & Disclosure Requirements) Regulations 2015 (as amended), and MCA Circulars dated April 08, 2020, April 13, 2020 and May 05, 2020, the Company is providing facility of remote e-voting to its Members in respect of the business to be transacted at the AGM. For this purpose, the Company has entered into an agreement with Central Depository Services (India) Limited (CDSL) for facilitating voting through electronic means, as the authorised e-Voting’s agency. The facility of casting votes by a member using remote e-voting as well as the e-voting system on the date of the EGM/AGM will be provided by CDSL.
- The Members can join the EGM/AGM in the VC/OAVM mode 15 minutes before and after the scheduled time of the commencement of the Meeting by following the procedure mentioned in the Notice. The facility of participation at the EGM/AGM through VC/OAVM will be made available to at least 1,000 members on first come first served basis. This will not include large Shareholders (Shareholders holding 2% or more shareholding), Promoters, Institutional Investors, Directors, Key Managerial Personnel, the Chairpersons of the Audit Committee, Nomination and Remuneration Committee and Stakeholders Relationship Committee, Auditors etc. who are allowed to attend the EGM/AGM without restriction on account of first come first served basis.
- The attendance of the Members attending the AGM through VC/OAVM will be counted for the purpose of ascertaining the quorum under Section 103 of the Companies Act, 2013.
- Pursuant to MCA Circular No. 14/2020 dated 8th April, 2020, the facility to appoint proxy to attend and cast vote for the members is not available for this AGM. However, in pursuance of Section 112 and Section 113 of the Companies Act, 2013, representatives of the members such as the President of India or the Governor of a State or body corporate can attend the AGM through VC/OAVM and cast their votes through e-voting.

- In line with the Ministry of Corporate Affairs (MCA) Circular No. 17/2020 dated April 13, 2020, the Notice calling the AGM has been uploaded on the website of the Company at www.gmdcltd.com. The Notice can also be accessed from the websites of the Stock Exchanges i.e. BSE Limited and National Stock Exchange of India Limited at www.bseindia.com and www.nseindia.com respectively. The AGM Notice is also disseminated on the website of CDSL (agency for providing the Remote e-Voting facility and e-voting system during the AGM) i.e. www.evotingindia.com.
- The AGM has been convened through VC/OAVM in compliance with applicable provisions of the Companies Act, 2013 read with MCA Circular No. 14/2020 dated April 8, 2020 and MCA Circular No. 17/2020 dated April 13, 2020 and MCA Circular No. 20/2020 dated May 05, 2020 and MCA Circular No. 02/2021 dated January 15, 2021.

THE INSTRUCTIONS OF SHAREHOLDERS FOR REMOTE E-VOTING AND E-VOTING DURING AGM AND JOINING MEETING THROUGH VC/OAVM ARE AS UNDER:

- The voting period begins on 27th September, 2022 at 09:00 AM and ends on 29th September, 2022 at 05:00 PM. During this period, shareholders’ of the Company, holding shares either in physical form or in dematerialised form, as on the cut-off date of 23rd September, 2022 may cast their vote electronically. The e-voting module shall be disabled by CDSL for voting thereafter.
- Shareholders who have already voted prior to the meeting date would not be entitled to vote at the meeting venue.
- Pursuant to SEBI Circular No. **SEBI/HO/CFD/CMD/CIR/P/2020/242 dated 09.12.2020**, under Regulation 44 of Securities and Exchange Board of India (Listing Obligations and Disclosure Requirements) Regulations, 2015, listed entities are required to provide remote e-voting facility to its shareholders, in respect of all shareholders’ resolutions. However, it has been observed that the participation by the public non-institutional shareholders/retail shareholders is at a negligible level.

Currently, there are multiple e-voting service providers (ESPs) providing e-voting facility to listed entities in India. This necessitates registration on various ESPs and maintenance of multiple user IDs and Passwords by the shareholders.

In order to increase the efficiency of the voting process, pursuant to a public consultation, it has been decided to enable e-voting to **all the demat account holders, by way of a single login credential, through their demat accounts / websites of Depositories / Depository Participants**. Demat account holders would be able to cast their vote without having to register again with the ESPs, thereby, not only facilitating seamless authentication but also enhancing ease and convenience of participating in e-voting process.
- In terms of **SEBI circular no. SEBI/HO/CFD/CMD/CIR/P/2020/242 dated 9th December, 2020** on e-Voting facility provided by Listed Companies, Individual shareholders holding securities in demat mode are allowed to vote through their demat account maintained with Depositories and Depository Participants. Shareholders are advised to update their mobile number and email in their demat accounts in order to access e-Voting facility.

Pursuant to abovesaid SEBI Circular, Login method for e-Voting and joining virtual meetings for **Individual shareholders holding securities in Demat mode** is given below:

Type of Shareholders	Login Method	Type of Shareholders	Login Method
Individual Shareholders holding securities in Demat mode with CDSL	<ol style="list-style-type: none"> 1) Users who have opted for CDSL Easi / Easiest facility, can login through their existing user id and password. Option will be made available to reach e-Voting page without any further authentication. The URL for users to login to Easi / Easiest are https://web.cdslindia.com/myeasi/home/login or visit www.cdslindia.com and click on Login icon and select New System Myeasi. 2) After successful login, the Easi / Easiest user will be able to see the e-voting option for eligible companies where the e-voting is in progress as per the information provided by company. On clicking the e-voting option, the user will be able to see e-Voting page of the e-Voting service provider for casting your vote during the remote e-Voting period or joining virtual meeting & voting during the meeting. Additionally, there is also links provided to access the system of all e-voting Service Providers i.e. CDSL/NSDL/KARVY/LINKINTIME, so that the user can visit the e-Voting service providers' website directly. 3) If the user is not registered for Easi/ Easiest, option to register is available at https://web.cdslindia.com/myeasi/Registration/EasiRegistration 4) Alternatively, the user can directly access e-Voting page by providing Demat Account Number and PAN No. from a e-Voting link available on www.cdslindia.com home page. The system will authenticate the user by sending OTP on registered Mobile & Email as recorded in the Demat Account. After successful authentication, user will be able to see the e-Voting option where the e-voting is in progress and also able to directly access the system of all e-voting Service Providers. 	Individual Shareholders (holding securities in demat mode) login through their Depository Participants	<p>Password. After successful authentication, you will be able to see e-Voting services. Click on "Access to e-Voting" under e-Voting services and you will be able to see e-Voting page. Click on company name or e-Voting service provider name and you will be redirected to e-Voting service provider website for casting your vote during the remote e-Voting period or joining virtual meeting & voting during the meeting.</p> <ol style="list-style-type: none"> 2) If the user is not registered for IDeAS e-Services, option to register is available at https://eservices.nsdl.com. Select "Register Online for IDeAS "Portal or click at https://eservices.nsdl.com/SecureWeb/IdeasDirectReg.jsp 3) Visit the e-voting website of NSDL. Open web browser by typing the following URL: https://www.evoting.nsdl.com/ either on a Personal Computer or on a Mobile. Once the home page of e-Voting system is launched, click on the icon "Login" which is available under 'Shareholder/Member' section. A new screen will open. You will have to enter your User ID (i.e. your sixteen digit demat account number hold with NSDL), Password/OTP and a Verification Code as shown on the screen. After successful authentication, you will be redirected to NSDL Depository site wherein you can see e-Voting page. Click on company name or e-Voting service provider name and you will be redirected to e-Voting service provider website for casting your vote during the remote e-Voting period or joining virtual meeting & voting during the meeting
Individual Shareholders holding securities in demat mode with NSDL	<ol style="list-style-type: none"> 1) If you are already registered for NSDL IDeAS facility, please visit the e-Services website of NSDL. Open web browser by typing the following URL: https://eservices.nsdl.com either on a Personal Computer or on a Mobile. Once the home page of e-Services is launched, click on the "Beneficial Owner" icon under "Login" which is available under 'IDeAS' section. A new screen will open. You will have to enter your User ID and 	Individual Shareholders (holding securities in demat mode) login through their Depository Participants	<p>You can also login using the login credentials of your demat account through your Depository Participant registered with NSDL/CDSL for e-Voting facility. After Successful login, you will be able to see e-Voting option. Once you click on e-Voting option, you will be redirected to NSDL/CDSL Depository site after successful authentication, wherein you can see e-Voting feature. Click on company name or e-Voting service provider name and you will be redirected to e-Voting service provider website for casting your vote during the remote e-Voting period or joining virtual meeting & voting during the meeting.</p>

Important note: Members who are unable to retrieve User ID/ Password are advised to use Forget User ID and Forget Password option available at abovementioned website.

Helpdesk for Individual Shareholders holding securities in demat mode for any technical issues related to login through Depository i.e. CDSL and NSDL

Login type	Helpdesk details
Individual Shareholders holding securities in Demat mode with CDSL	Members facing any technical issue in login can contact CDSL helpdesk by sending a request at helpdesk.evoting@cdslindia.com or contact at 022- 23059738 and 022-23059542-43.
Individual Shareholders holding securities in Demat mode with NSDL	Members facing any technical issue in login can contact NSDL helpdesk by sending a request at evoting@nsdl.co.in or call at toll free no.: 1800 1020 990 and 1800 22 44 30

(v) Login method for e-Voting and joining virtual meeting for **shareholders other than individual shareholders holding in Demat form & physical shareholders.**

- 1) The shareholders should log on to the e-voting website www.evotingindia.com.
- 2) Click on “Shareholders” module.
- 3) Now enter your User ID:
 - a. For CDSL: 16 digits beneficiary ID,
 - b. For NSDL: 8 Character DP ID followed by 8 Digits Client ID,
 - c. Shareholders holding shares in Physical Form should enter Folio Number registered with the Company.
- 4) Next enter the Image Verification as displayed and Click on Login.
- 5) If you are holding shares in demat form and had logged on to www.evotingindia.com and voted on an earlier e-voting of any company, then your existing password is to be used.
- 6) If you are a first-time user, follow the steps given below:

For Shareholders holding shares in Demat Form other than individual and Physical Form

PAN	<p>Enter your 10 digit alpha-numeric *PAN issued by Income Tax Department (Applicable for both demat shareholders as well as physical shareholders)</p> <ul style="list-style-type: none"> • Shareholders who have not updated their PAN with the Company/Depository Participant are requested to use the sequence number sent by Company/RTA or contact Company/RTA.
-----	--

For Shareholders holding shares in Demat Form other than individual and Physical Form

Dividend Bank Details OR Date of Birth (DOB)	<p>Enter the Dividend Bank Details or Date of Birth (in dd/mm/yyyy format) as recorded in your demat account or in the company records in order to login.</p> <ul style="list-style-type: none"> • If both the details are not recorded with the depository or company, please enter the member id / folio number in the Dividend Bank details field as mentioned in instruction (v).
--	--

- (vi) After entering these details appropriately, click on “SUBMIT” tab.
- (vii) Shareholders holding shares in physical form will then directly reach the Company selection screen. However, shareholders holding shares in demat form will now reach ‘Password Creation’ menu wherein they are required to mandatorily enter their login password in the new password field. Kindly note that this password is to be also used by the demat holders for voting for resolutions of any other company on which they are eligible to vote, provided that company opts for e-voting through CDSL platform. It is strongly recommended not to share your password with any other person and take utmost care to keep your password confidential.
- (viii) For shareholders holding shares in physical form, the details can be used only for e-voting on the resolutions contained in this Notice.
- (ix) Click on the EVSN-220826006 for **Gujarat Mineral Development Corporation Limited** on which you choose to vote.
- (x) On the voting page, you will see “RESOLUTION DESCRIPTION” and against the same the option “YES/NO” for voting. Select the option YES or NO as desired. The option YES implies that you assent to the Resolution and option NO implies that you dissent to the Resolution.
- (xi) Click on the “RESOLUTIONS FILE LINK” if you wish to view the entire Resolution details.
- (xii) After selecting the resolution, you have decided to vote on, click on “SUBMIT”. A confirmation box will be displayed. If you wish to confirm your vote, click on “OK”, else to change your vote, click on “CANCEL” and accordingly modify your vote.
- (xiii) Once you “CONFIRM” your vote on the resolution, you will not be allowed to modify your vote.
- (xiv) You can also take a print of the votes cast by clicking on “Click here to print” option on the Voting page.
- (xv) If a demat account holder has forgotten the login password, then Enter the User ID and the image verification code and click on Forgot Password & enter the details as prompted by the system.
- (xvi) Facility for Non-Individual Shareholders and Custodians – Remote Voting**
 - Non-Individual shareholders (i.e. other than Individuals, HUF, NRI etc.) and Custodians are required

to log on to www.evotingindia.com and register themselves in the “Corporates” module.

- A scanned copy of the Registration Form bearing the stamp and sign of the entity should be emailed to helpdesk.evoting@cdslindia.com.
- After receiving the login details, a Compliance User should be created using the admin login and password. The Compliance User would be able to link the account(s) for which they wish to vote on.
- The list of accounts linked in the login should be mailed to helpdesk.evoting@cdslindia.com and on approval of the accounts they would be able to cast their vote.
- A scanned copy of the Board Resolution and Power of Attorney (POA) which they have issued in favour of the Custodian, if any, should be uploaded in PDF format in the system for the Scrutinizer to verify the same.
- Alternatively Non-Individual shareholders are required to send the relevant Board Resolution / Authority Letter etc. together with attested specimen signature of the duly authorised signatory who are authorised to vote, to the Scrutinizer and to the Company at the email address viz., cosec@gmdcltd.com, if they have voted from individual tab & not uploaded same in the CDSL e-voting system for the Scrutinizer to verify the same.

INSTRUCTIONS FOR SHAREHOLDERS ATTENDING THE AGM THROUGH VC/OAVM & E-VOTING DURING MEETING AREAS UNDER:

1. The procedure for attending meeting & e-Voting on the day of the AGM is same as the instructions mentioned above for Remote e-voting.
2. The link for VC/OAVM to attend meeting will be available where the EVSN of Company will be displayed after successful login as per the instructions mentioned above for Remote e-voting.
3. Shareholders who have voted through Remote e-Voting will be eligible to attend the meeting. However, they will not be eligible to vote at the AGM.
4. Shareholders are encouraged to join the Meeting through Laptops / IPads for better experience.
5. Further shareholders will be required to allow Camera and use Internet with a good speed to avoid any disturbance during the meeting.
6. Please note that Participants Connecting from Mobile Devices or Tablets or through Laptop connecting via Mobile Hotspot may experience Audio/Video loss due to Fluctuation in their respective network. It is therefore recommended to use Stable Wi-Fi or LAN Connection to mitigate any kind of aforesaid glitches.
7. Shareholders who would like to express their views/ask questions during the meeting may register themselves as a speaker by sending their request in advance at least **7** days prior to meeting mentioning their name, demat account number/folio number, email id, mobile number at (company email id). The shareholders who do not wish to speak during the AGM but have queries may send their queries in advance **7** days prior to meeting mentioning their name, demat account number/folio number, email id, mobile number at (company email id). These queries will be replied to by the company suitably by email.
8. Those shareholders who have registered themselves as a speaker will only be allowed to express their views/ask questions during the meeting.
9. Only those shareholders, who are present in the AGM through VC/OAVM facility and have not casted their vote on the Resolutions through remote e-Voting and are otherwise not barred from doing so, shall be eligible to vote through e-Voting system available during the EGM/AGM.
10. If any Votes are cast by the shareholders through the e-voting available during the EGM/AGM and if the same shareholders have not participated in the meeting through VC/OAVM facility, then the votes cast by such shareholders shall be considered invalid as the facility of e-voting during the meeting is available only to the shareholders attending the meeting.

PROCESS FOR THOSE SHAREHOLDERS WHOSE EMAIL/MOBILE NO. ARE NOT REGISTERED WITH THE COMPANY/DEPOSITORIES.

1. For Physical shareholders – Please provide necessary details like Folio No., Name of shareholder, scanned copy of the share certificate (front and back), PAN (self attested scanned copy of PAN card), AADHAAR (self attested scanned copy of Aadhaar Card) by email to Company/RTA email id.
2. For Demat shareholders - Please update your email id & mobile no. with your respective Depository Participant (DP)
3. For Individual Demat shareholders – Please update your email id & mobile no. with your respective Depository Participant (DP) which is mandatory while e-Voting & joining virtual meetings through Depository.

If you have any queries or issues regarding attending AGM & e-Voting from the CDSL e-Voting System, you can write an email to helpdesk.evoting@cdslindia.com or contact at 022-23059738 and 022-23059542/43.

All grievances connected with the facility for voting by electronic means may be addressed to Mr. Rakesh Dalvi, Sr. Manager, (CDSL) Central Depository Services (India) Limited, A Wing, 25th Floor, Marathon Futurex, Mafatlal Mill Compound, N M Joshi Marg, Lower Parel (East), Mumbai - 400013 or send an email to helpdesk.evoting@cdslindia.com or call on 022-23059542/43.

BOARD'S REPORT

FY 2021-22

To

The Shareholders,
Gujarat Mineral Development Corporation Limited

Dear Members,

Your Directors take immense pleasure in presenting the 59th Board Report of the Company, along with the audited financial statements, for the financial year 2021-22.

1. FINANCIAL RESULTS

Particulars	(Amount ₹ in Lakh)	
	FY 2021-22	FY 2020-21
Total Income from Operations (Net)	2,73,207.94	1,34,262.91
Profit/(Loss) for the period (before Tax and Exceptional Items)	73,602.44	5,212.73
Net Profit/(Loss) after Tax (after Exceptional items)	40,428.36	(3,689.24)

We take pride in sharing that your Company reported exemplary financial performance during the Financial Year 2021-22. It reported the second highest-ever Profit Before Tax (PBT) amounting to ₹ 736 Crore. With this, PBT increased by a spectacular 1,315% year-on-year. During the year under review, your Company also registered the highest-ever Revenue of ₹ 2,732 Crore from its operations, a rise of 103% yoy. The Net Worth of your Company touched ₹ 4,731 Crore, which is also the highest-ever in its history. EBITDA stood at ₹ 834 Crore against ₹ 146.34 Crore in the previous fiscal, which was impressively higher by 471%.

2. REVIEW OF THE BUSINESS OPERATIONS

2.1 LIGNITE PROJECTS

During the year under review, the Company operated five lignite mines at, Mata-No-Madh, Rajpardi, Tadkeshwar, Bhavnagar and Umarsar, It produced an aggregate 85.52 MT of lignite from these mines during FY 2021-22. Your Company adopted and maintained a very focussed approach in production planning and execution, which led to a significant improvement in its production performance.

The Company's mine-wise performance is as under:

Mine	FY 2021-22		FY 2020-21		Increase / (Decrease) in Quantity	Increase / (Decrease) in Sales
	MT (Lakh)	₹ Crore	MT (Lakh)	₹ Crore		
Mata-No-Madh	34.84	931	22.94	416	52%	124%
Rajpardi	7.11	319	5.78	156	23%	104%
Tadkeshwar	8.99	279	12.73	260	(29%)	7%
Bhavnagar	16.37	460	4.92	962	33%	380%
Umarsar	18.20	486	13.67	233	33%	108%
Total	85.52	2475	60.06	1161	42%	113%

2.2 POWER PROJECT – NANI CHHER

The Company's 2 x 125 MW Akrimota Thermal Power Station ran successfully during the year, generating 589.690 MUs with a Plant Load Factor (PLF) of 27%. With this, the cash losses from the power project reduced significantly. In order to take an informed strategic decision, the Company has appointed M/s A T Kearney, a globally renowned consultancy in India's power sector.

2.3 WIND AND SOLAR POWER

Wind Farm Projects of 200.9 MW capacity are situated at different locations in Gujarat, whereas a 5 MW Solar Power Project is located at Panandhro Lignite Project. Both these power projects are running satisfactorily. The Wind Power plant achieved 20.43% PLF generating 326.27 MUs; whereas the Solar Power plant achieved 16% CUF (Capacity Utilisation Factor), generating 7.03 MUs.

2.4 BAUXITE AND MANGANESE

2.4.1 GADHSISA GROUP OF BAUXITE MINES – KUTCH

During the Financial Year 2021-22, Company sold 1.20 Lakh MT of (>52% Al₂O₃) Plant Grade Bauxite and 1.65 Lakh MT of (<52% Al₂O₃) Non Plant Grade Bauxite from the Gadhsisa Group of Mine in Kutch district.

2.4.2 MEVASA BAUXITE MINES, DEVBHUMI DWARKA

During the year, the Company sold 0.30 Lakh MT (>52% Al₂O₃) Plant Grade Bauxite and 0.81 Lakh MT of (<52% Al₂O₃) Non-Plant Grade Bauxite from Mevasa Mine, District Dev Bhumi Dwarka.

2.4.3 MANGANESE

In the Financial year 2021-22, Company has sold 0.73 Lakh MT of Sub grade Manganese Ore from Waste dump of Shivrajpur Project, District Panchmahal.

3. NEW FRONTIERS

3.1 RARE EARTH ELEMENTS

In a constant quest to explore and capture new frontiers, your Company is exploring the possibility of developing Rare Earth Elements (REE), a mineral of strategic importance, in Kadipani area of Chhotaudepur District Gujarat. Your Company, in collaboration with the Gujarat government is in the process of chalking out a detailed strategic plan in this direction. And a globally renowned consultancy firm has been onboarded to provide effective advice to the Government and GMDC in this regards.

3.2 EXPLORING STRATEGIC OPPORTUNITIES

Your Company is keen to overcome the current macro-environment and industry challenges by undergoing a full-fledged corporate transformation and by drawing short-term, medium-term and long-term strategic roadmaps. In this pursuit, in addition to its mining operations and power generation business, your Company is keen to consider more opportunities in value-added products and other activities to ensure further value creation. For this purpose,

your Company has on-boarded M/s Boston Consulting Group, a consultancy firm reputed for its global understanding of minerals and mining sector and having the wide experience of managing turnarounds and growth advisory.

3.3 NEW LIGNITE PROJECTS

The Company has laid out a detailed fast track roadmap to develop six lignite blocks which are allotted by the Government through the public dispensation route. These six projects are in Valia, Ghala and Damlai in the South Gujarat region; and Lakhpat Punrajpar, Bharkandam and Panandhro Extension in the Kutch region.

Lignite Blocks	Total Lignite Reserves (In Lakh MT)
Lakhpat-Punrajpur	1,000
Ghala	185
Damlai	190
Valia	4,000
Panandhro Extension	150
Bharkandam	250

For these new projects, a renowned consultant has been enrolled to assist and advise on activities leading to project commissioning and on the project execution model.

4. DIVIDEND

Your Directors are immensely pleased to recommend a dividend of 215%, i.e., ₹ 4.30 per share on every equity share. You will be delighted to note that this is the highest-ever dividend declared in the history of your Company. An amount of ₹ 13,674.00 Lakh shall be paid as dividend on a paid up equity share capital of ₹ 6,360.00 Lakh.

5. TRANSFER OF UNCLAIMED DIVIDEND TO INVESTOR EDUCATION AND PROTECTION FUND (IEPF)

In terms of Section 124 of the Companies Act, 2013 and applicable provisions of the Companies Act, 2013, any unclaimed or unpaid Dividend relating to the Financial Year 2014-15 will be transferred to the Investor Education and Protection Fund (IEPF) established by the Central Government on the due date. Further, as per the provisions of IEPF Authority (Accounting, Audit, Transfer and Refund) Rules, 2016, the Company will also transfer the shares of those shareholders who have not claimed their dividend for a consecutive period of seven years.

6. TAXATION

The Income Tax assessment of your Company has been completed for the Financial Year 2019-20. The Company has contributed a sum of ₹ 209.20 Crore towards income tax for the year under consideration.

7. INTERNAL AUDIT

M/s R. S. Patel & Co., Chartered Accountants, are the Internal Auditors of the Company. They carried out the internal audit of the Company during the year under review.

8. STATUTORY AUDIT

M/s. J. N. Gupta & Co., Chartered Accountants, were

appointed as the Statutory Auditors of the Company by the Comptroller & Auditor General of India for the Financial Year 2021-22.

9. AUDIT BY COMPTROLLER AND AUDIT GENERAL OF INDIA (C & AG)

Being a Government Company, the C & AG carried out supplementary audit of the financial statements of your Company for the year ended 31st March, 2022, pursuant to provisions of Section 143 (6)(a) of the Companies Act, 2013. The C & AG has not offered any adverse comment upon or supplementary to the Statutory Auditor's Report.

10. COST AUDIT

M/s N. D. Birla & Co. was appointed as the Cost Auditors of the Company for the Financial Year 2021-22. The Cost Audit Report has been filed on 28th September, 2021 for the Financial Year 2020-21.

11. SECRETARIAL AUDIT

Pursuant to the provisions of Section 204 of the Companies Act, 2013, the Company has appointed M/s. Gaudana and Gaudana, Company Secretary in Practice, to undertake the Secretarial Audit of the Company for the Financial Year 2021-22. The Secretarial Audit Report is annexed at **Annexure I**.

12. COMPLIANCE OF SECRETARIAL STANDARDS

The Company has complied with the applicable secretarial standards.

13. ENVIRONMENT PROGRAMME

GMDC is dedicated to sustainability and environmental initiatives. The Company has a strong commitment to environmental protection, conservation of resources, protection of biodiversity, waste management and control of its activities with potential of adverse environmental impacts. The Company's environmental initiatives refer to the Management's environmental programmes undertaken in a systematic, sustainable and planned manner. The initiatives also include its documentation, implementation, review and actions for further improvements to fulfil the commitments of the organisation.

GMDC has implemented an effective Environment Management System with risk evaluation, monitoring and control mechanism and has been certified under ISO 14001. The Company conducts several tasks for controlling pollution and protecting the environment. It carries out regular water sprinkling for dust suppression, installed and operating electrostatic precipitators for stack emission control, sewage and effluent treatment plants for the control of water pollution and regular noise / vibration measurement for controlling noise pollution from its machines.

During the year FY 2021-22, the Company planted a total 82,165 saplings, covering 35.84 hectares of mine lease and the residential colony area involving the State Forest Department, local villagers and societies.

GMDC has obtained No Objection Certificate (NOC) from the Central Ground Water Authority for mine water withdrawal from all of its five lignite mines. It has also received an amendment in Environmental Clearance

Ministry of Environment, Forest and Climate Change, New Delhi for mining 135 m depth at Tadkeshwar lignite mine, compared with 94 m earlier. The Company has also initiated actions for the installation of mine pit water treatment (RO) plant at its Surkha (N) lignite mine, aimed at better treatment and utilisation of mine pit water.

Under the statutory compliance, monthly environmental monitoring for air, water and noise pollution is carried out. This is being done through the laboratory approved by Ministry of Environment, Forest and Climate Change, NABL as well as Gujarat Pollution Control Board. An Annual Environment Audit is being conducted by GPCB approved Schedule I/II Auditors at GMDC's projects, as applicable.

The Company is working towards creating environmental awareness among all the employees and its surrounding communities, including schools. For this purpose, various environmental awareness programmes have been conducted including the celebration of World Environment Day and Van Mahotsav at various projects of the Company.

14. INDUSTRIAL RELATIONS, HEALTH AND SAFETY

The relations between the Company and its employees continued to be cordial throughout the year. It also remains committed to health & safety of not only its staff, but also of the people engaged through its contractors and the communities living in and around the project areas. Dispensaries with qualified doctors and para-medical staff are in operation at Panandhro, Akrimota Thermal Power Plant, Rajparadi and Kadipani Projects. Mobile medical vans and healthcare facilities are also operational at some of the projects. Further, GMDC provides ISI & DGMS safety shoes and other safety devices and adopts best safety practices at every single project site.

Regular health check-ups are conducted of the employees engaged in Mining and Power segment, including for those engaged through contractors and transporters.

15. PARTICULARS OF EMPLOYEES

GMDC did not have a single employee who was employed throughout the financial year and was in receipt of remuneration of ₹ 1,02,00,000 or more; neither did it have any employee who was employed for a part of the year and was in receipt of ₹ 8,50,000 or more a month, under Rule 5 (2) of the Companies (Appointment and Remuneration of Managerial Personnel) Rules, 2014.

The table containing other particulars of employees in accordance with the provisions of Section 197 (1) of the Companies Act, 2013, read with Rule 5 (1) of the Companies (Appointment and Remuneration of Managerial Personnel) Rules, 2014, is appended at **Annexure II** to the Board's Report.

16. CONSERVATION OF ENERGY, TECHNOLOGY ABSORPTION, FOREIGN EXCHANGE EARNINGS AND OUTGO

Additional information on conservation of energy, technology absorption, foreign exchange earnings and outgo, as required by the Section 134 (3) (m) of the Companies Act, 2013 read with Rule, 8 (3) of the Companies (Accounts) Rules, 2014 is annexed as **Annexure III** and forms a part of this Annual Report.

17. BUSINESS RESPONSIBILITY REPORT

As required under Regulation 34 of the SEBI (LODR) Regulations, 2015, the Business Responsibility Report is enclosed at **Annexure-IV** to this Report.

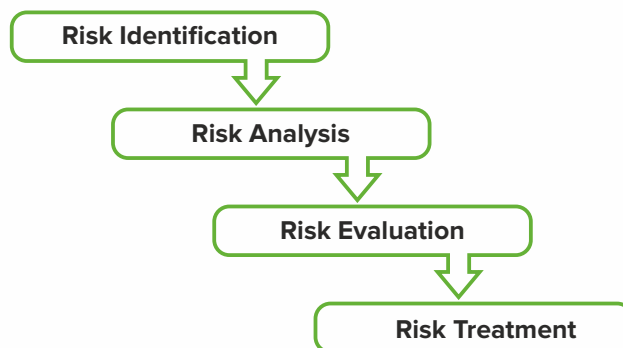
18. MATERIAL CHANGES AND COMMITMENT IF ANY AFFECTING THE FINANCIAL POSITION OF THE COMPANY OCCURRED BETWEEN THE END OF THE FINANCIAL YEAR TO WHICH THESE FINANCIAL STATEMENTS RELATE AND THE DATE OF THE REPORT

No material changes and commitments affecting the financial position of the Company occurred between the end of the financial year to which these financial statements relate and the date of this report.

19. STATEMENT CONCERNING DEVELOPMENT AND IMPLEMENTATION OF RISK MANAGEMENT POLICY OF THE COMPANY

GMDC has inbuilt risk management practices to address various operational risks in the operations of mining and power activities that it is engaged in. The Company has standard operating processes for various mining operations in order to mitigate procedures and prevent risks arising out of various operations. It has no external borrowings, and hence, there is no financial risk that can impact its financial position. However, since GMDC primarily deals with natural resources, the government policies can impact its operational strategies.

GMDC's risk management processes revolves around the following parameters:



Every department undertakes a detailed analytical approach towards risk management within the overall Risk Management framework. The Company has also set up a Risk Management Committee.

20. PARTICULARS OF LOANS, GUARANTEES OR INVESTMENTS MADE UNDER SECTION 186 OF THE COMPANIES ACT, 2013

There were no loans and guarantees given by the Company under Section 186 of the Companies Act, 2013.

21. PARTICULARS OF CONTRACTS OR ARRANGEMENTS MADE WITH RELATED PARTIES

During the Financial Year under review, the transactions entered into by the Company with the related parties were in the ordinary course of business and at an arm's-length.

The Company has not entered into contracts / arrangements / transactions with Related Parties which could be considered material in accordance with Section 188 of the Act and the Policy of the company for Related Party Transactions. Hence, the disclosure in Form AOC – 2 under Section 134 (3) of Companies Act, 2013 is not required.

Further, being a Government Company, the transactions with other government companies are exempt under the Companies Act, 2013 as well as under the provisions of SEBI (LODR) Regulations, 2015.

The Policy on Related Party Transactions may be accessed on the website of the Company at <https://www.gmdcltd.com/download/Corporate-Policies>.

22. EXPLANATION OR COMMENTS ON QUALIFICATIONS, RESERVATIONS OR ADVERSE REMARKS OR DISCLAIMERS MADE BY THE AUDITORS AND THE PRACTICING COMPANY SECRETARY IN THEIR REPORTS

There are no such comments.

23. GMDC'S POLICY RELATING TO DIRECTORS' APPOINTMENT, PAYMENT OF REMUNERATION AND DISCHARGE OF THEIR DUTIES

Being a Government Company, the Government of Gujarat engages in appointing its own Directors, except the Company's Independent Directors. GMDC does not pay any remuneration to its Directors, except the sitting fees and out-of-pocket expenses. The Independent Directors are appointed by the Shareholders in their General Meeting. Except the Managing Director, all the Directors of GMDC are Non-Executive Directors.

24. EXTRACTS OF ANNUAL RETURN

The extracts of Annual Return pursuant to the provisions of Section 92 read with Rule 12 of the Companies (Management and Administration) Rules, 2014 are appended in **Annexure V** to this Report.

25. NUMBER OF BOARD MEETINGS CONDUCTED DURING THE YEAR UNDER REVIEW

GMDC had conducted 4 Board Meetings under the Financial Year under review.

26. BOARD OF DIRECTORS

During the Financial Year 2021-22, the Government of Gujarat has appointed Dr. Rajiv Kumar Gupta, IAS as the Chairman of the Company in place of Shri Manoj Kumar Das, IAS; and Shri Roopwant Singh, IAS; as the Managing Director of the Company in place of Shri Arunkumar Solanki, IAS.

After the end of the financial year, Dr. Rajiv Kumar Gupta, IAS ceased to be the Director and Chairman of the Company due to his superannuation as the Additional Chief Secretary, Industries and Mines Department, Government of Gujarat.

27. DIRECTORS' RESPONSIBILITY STATEMENT

In accordance with the provisions of Section 134 (3) (c) read with Section 134(5) of the Companies Act, 2013, your Directors confirm that :-

- a. In the preparation of the annual accounts for the financial year ended 31st March, 2022, the applicable accounting standards have been followed along with proper explanation relating to material departures;
- b. They have selected such accounting policies, applied them consistently and made judgements and estimates that are reasonable and prudent. This is to give a true and fair view of the state of affairs of the Company at the end of financial year ended 31st March, 2022 and of the profit and loss of the Company for that period;
- c. The Directors have taken proper and sufficient care for the maintenance of adequate accounting records in accordance with the provisions of this Act for safeguarding the assets of the Company and for preventing and detecting fraud and other irregularities, if any;
- d. The Directors have prepared the annual accounts on a going concern basis; and
- e. The Directors have laid down internal financial controls to be followed by the Company and such internal financial controls are adequate and were operating effectively;
- f. The Directors have devised proper systems to ensure compliance with the provisions of all applicable laws and that such systems were adequate and operating effectively.

28. DECLARATION OF INDEPENDENT DIRECTORS

The Independent Directors have submitted their disclosures that they fulfil all the requirements as stipulated in Section 149(6) of the Companies Act, 2013 so as to qualify themselves to be appointed as Independent Directors under the provisions of the Companies Act, 2013 and the relevant rules.

29. DISCLOSURE OF COMPOSITION OF AUDIT COMMITTEE AND PROVIDING VIGIL MECHANISM

During the year under review, the Audit Committee consisted of the following members:

- (i) Shri S. B. Dangayach, Independent Director, Chairman
- (ii) Shri Milind Torawane, IAS, Director, Member
- (iii) Shri Nitin Shukla, Independent Director, Member
- (iv) Prof. Shailesh Gandhi, Independent Director, Member

GMDC has established a Whistle Blower / Vigil Mechanism Policy. The Company has also provided adequate safeguards against victimisation of Employees and Directors who express their concerns. It has also provided direct access to the Chairman of the Audit Committee on reporting issues concerning the interests of employees and the Company.

30. SHARES

30.1 BUY BACK OF SECURITIES

GMDC has not bought back any of its securities during the year under review.

30.2 SWEAT EQUITY

GMDC has not issued any Sweat Equity Shares during the year under review.

30.3 BONUS SHARES

GMDC has not issued any Bonus Shares during the year under review.

30.4 EMPLOYEES STOCK OPTION PLAN

GMDC has not provided any Stock Option Scheme to the employees.

31. DEPOSITS

Your Company has neither accepted nor renewed any deposits during the year under review.

32. DISCLOSURE UNDER SEXUAL HARASSMENT OF WOMEN AT WORKPLACE (PREVENTION, PROHIBITION AND REDRESSAL) ACT, 2013

GMDC has in place a Sexual Harassment Policy in line with the requirements of The Sexual Harassment of Women at Workplace (Prevention, Prohibition and Redressal) Act, 2013. An Internal Complaints Committee (ICC) has been set up to redress complaints received regarding sexual harassment. All the employees (permanent, contractual, temporary and, trainees) are covered under this policy.

The following is a summary of sexual harassment complaints and received and disposed of during the Financial Year 2021-22:

- (a) No. of Complaints received: NIL
- (b) No. of Complaints redressed: NIL
- (c) No. of Complaints pending : NIL

33. CONSOLIDATED FINANCIAL STATEMENTS

The Consolidated Financial Statements of the Company have been prepared in accordance with the Indian Accounting Standards (Ind AS) notified under Section 133 of the Companies Act, 2013 read with The Companies (Indian Accounting Standards) Rules, 2015 and other relevant provisions of the Act form part of this Annual Report. Further, a statement containing salient features of the Financial Statements of Subsidiaries / Associate Companies / Joint Ventures in the prescribed format AOC – 1 is given at **Annexure VI**.

34. CORPORATE GOVERNANCE

As per the requirement of SEBI (Listing Obligations & Disclosure Requirement) Regulations, 2015, a detailed report on Corporate Governance is given in **Annexure VII**.

35. MANAGEMENT DISCUSSION AND ANALYSIS

As per the requirement of SEBI (Listing Obligations & Disclosure Requirement) Regulations, 2015, a statement on

Management Discussion and Analysis is given at **Annexure VIII** and form a part of this Annual Report.

36. CORPORATE SOCIAL RESPONSIBILITY (CSR) AND CSR POLICY

GMDC has been sensitive towards its Social Responsibility right from its inception, with its business model having an inclusive approach. The Company is always striving to address the needs and requirements of the communities it operates within. GMDC reaches out to various segments of the society, in particular, and of the rural community. It facilitates this by providing them the communities with critical rural infrastructure in various sectors including Water, Health, Sanitation, Education, Employment, Livelihood and Agriculture. These initiatives attempt to take the fruits of development to the section which are not yet included in the main stream.

The CSR Policy of the Company is also uploaded on the website of GMDC. A CSR Report for Fiscal 2021-22 as prescribed under Section 135 of the Companies Act, 2013 read with the Companies (Corporate Social Responsibility) Rules, 2014, forms part of this Report, and is annexed at **Annexure IX**.

37. ACKNOWLEDGEMENT

Your Directors wish to place on record their deep appreciation for the sincere services and co-operation extended by the officers, employees and workmen of GMDC across all the levels. They also wish to place on record their gratitude for the confidence placed in them by the financial institutions and investors.

Further, your Directors wish to thank various departments of the Central Government viz. the Ministry of Environment and Forest, Ministry of Coal, Ministry of Mines, Indian Bureau of Mines, Director General of Mines Safety and various bodies of State Government of Gujarat viz. Industries & Mines Department, the Finance Department, Commissionerate of Geology and Mining and Gujarat Pollution Control Board. The Directors also extend their heartiest thanks to the esteemed customers and shareholders of the Company for their valued co-operation.

For and on behalf of the Board of Directors

Roopwant Singh, IAS
Managing Director
(DIN: 06717937)

S B Dangayach
Independent Director
(DIN: 001572754)

Date: 12th August, 2022

Place: Ahmedabad

FORM NO. MR-3**SECRETARIAL AUDIT REPORT**
For the financial year ended on 31/03/2022

[Pursuant to Section 204(1) of the Companies Act, 2013 and Rule 9 of the Companies (Appointment and Remuneration of Managerial Personnel) Rules, 2014]

To,

The Members,

Gujarat Mineral Development Corporation Limited
(CIN: L14100GJ1963SGC001206)

Khanij Bhavan, Near Gujarat University Ground,
132 Ft. Ring Road,
Vastrapur, Ahmedabad - 380052.

We have conducted the Secretarial Audit of the compliance of applicable statutory provisions and the adherence to good corporate practices by **Gujarat Mineral Development Corporation Limited** (hereinafter referred as the Company). Secretarial Audit was conducted in a manner that provided us a reasonable basis for evaluating the corporate conducts/statutory compliances and expressing our opinion thereon.

Based on our verification of the Company's books, papers, minutes books, forms and returns filed and other records maintained by the Company and also the information provided by the Company, its officers, agents and authorised representatives during the conduct of Secretarial Audit, we hereby report that in our opinion, the Company has, during the audit period covering the financial year ended on 31st March, 2022 ('Audit Period') complied with the statutory provisions listed hereunder and also that the Company has proper Board-processes and compliance-mechanism in place to the extent, in the manner and subject to the reporting made hereinafter:

We further report that maintenance of proper and updated Books, Papers, Minutes Books, filing of Forms and Returns with applicable regulatory authorities and maintaining other records is responsibility of management and Company, our responsibility is to verify the content of the documents produced before us, make objective evaluation of the content in respect of compliance and report thereon. We have examined the books, papers, minute books, forms and returns filed and other records maintained by the Company for the financial year ended on 31st March, 2022 according to the provisions of:

- (i) The Companies Act, 2013 (the Act) and the rules made thereunder;
- (ii) The Securities Contracts (Regulation) Act, 1956 ('SCRA') and the rules made thereunder;
- (iii) The Depositories Act, 1996 and the Regulations and Bye-laws framed thereunder;
- (iv) Foreign Exchange Management Act, 1999 and the rules and regulations made thereunder to the extent to foreign direct investment, overseas direct investment and external commercial borrowings;
- (v) The following Regulations and Guidelines prescribed under Securities and Exchange Board of India Act, 1992 ('SEBI Act'):-
 - (a) The Securities and Exchange Board of India (Substantial Acquisition of Shares and Takeovers) Regulations, 2011;
 - (b) The Securities and Exchange Board of India (Prohibition of Insider Trading) Regulations, 1992;
 - (c) The Securities and Exchange Board of India (Issue of Capital and Disclosure Requirements) Regulations, 2018 (Not Applicable to the Company during the Audit Period);
 - (d) The Securities and Exchange Board of India (Employee Stock Option Scheme and Employee Stock Purchase Scheme) Guidelines, 1999 and The Securities and Exchange Board of India (Share Based Employee Benefits) Regulations, 2014 (Not Applicable to the Company during the Audit Period);
 - (e) The Securities and Exchange Board of India (Issue and Listing of Debt Securities) Regulations, 2008 (Not Applicable to the Company during the Audit Period);
 - (f) The Securities and Exchange Board of India (Registrar to an Issue and Share Transfer Agents) Regulations, 1993 regarding the Companies Act and dealing with client (Not Applicable to the Company during the Audit Period);
 - (g) The Securities and Exchange Board of India (Delisting of Equity Shares) Regulations, 2009 (Not Applicable to the Company during the Audit Period);
 - (h) The Securities and Exchange Board of India (Buy-Back of Securities) Regulations, 2018 (Not Applicable to the Company during the Audit Period)
- (vi) Following are some other laws specifically to the Company:
 - (a) The Mines Act, 1952;
 - (b) The Mines and Minerals (Development and Regulation) Act, 1957;
 - (c) Iron Ore Mines, Manganese Ore Mines and Chrome Ore Mines Labour Welfare Cess Act, 1976;

- (d) The Air (Prevention and Control of Pollution) Act, 1981;
- (e) The Environmental (Protection) Act, 1986;
- (f) The Environmental (Protection) Rules, 1986, amended up to 2008;
- (g) The Hazardous Waste (Management & Handling) Rules, 1989;
- (h) The Noise Pollution (Regulation & Control) Rules, 2000;
- (i) The Electricity Act, 2003.

We have also examined compliance with the applicable clauses of the following:

- (i) Secretarial Standards issued by the Institute of Company Secretaries of India.
- (ii) Securities and Exchange Board of India (Listing Obligation and Disclosure Requirements) Regulations, 2015.

We further report that no other specific law applicable to Company except as above as per information provided by the Company.

During the period under review, the Company has generally complied with the provisions of the Act, Rules, Regulations, Guidelines, Standards etc. mentioned above.

We further report that the Board of Directors of the Company is duly constituted with proper balance of Executive Directors, Non-Executive Directors and Independent Director. The change in the composition of the Board of Directors took place during the period under review were carried out in compliance with provisions of the Act. Adequate notice is given to all Directors to schedule the Board Meetings, agenda and detailed notes on agenda were sent at least seven days in advance and a system exists for seeking and obtaining further information and clarification on the agenda items before the meeting and for meaningful participation at the meeting. All the decisions were carried out unanimously and recorded as part of the minutes.

We further report that there are adequate systems and processes in the Company commensurate with the size and operation of the Company to monitor and ensure compliance with applicable laws, rules, regulations and guidelines.

For **Gaudana & Gaudana**
(Company Secretaries)

CS Arvind Gaudana

FCS No: 2838,

C.P. No: 2183

UDIN: F002838D000671968

PR: 1144/2021

Place: Ahmedabad

Date: 22/07/2022

Note: This report is to be read with our letter of even date which is annexed as '**ANNEXURE A**' and Forms an integral part of this report.

Annexure A

To,

The Members,

Gujarat Mineral Development Corporation Limited

(CIN: L14100GJ1963SGC001206)

Khanij Bhavan, Near Gujarat University Ground,

132 Ft. Ring Road,

Vastrapur, Ahmedabad - 380052.

Sub: Secretarial Audit Report for FY 2021-22.

Our report of even date is to be read along with this letter.

1. Maintenance of Secretarial record is the responsibility of the management of the Gujarat Mineral Development Corporation Limited (hereinafter referred as the Company). Our responsibility is to express an opinion on these Secretarial records based on our audit.
2. We have followed the audit practices and processes as were appropriate to obtain reasonable assurance about the correctness of the contents of the Secretarial records. The verification was done on test basis to ensure that correct facts are reflected in secretarial records. We believe that the process and practices, we followed provide a reasonable basis for our Opinion.
3. We have not verified the correctness and appropriateness of financial records and Books of Accounts of the Company.
4. Wherever required, we have issued our preliminary observations and the Company has provided reply / clarification and the Company has assured to comply the lapses, wherever occurred.
5. Wherever required, we have obtained the Management representation about the compliance of laws, rules and regulations and happening of events etc.
6. Audit of the compliance with other laws has been undertaken based on the scope of audit and the applicability of such laws as ascertained by the company and informed us.
7. We have relied on reports of Internal Audit, Regulatory Inspection/Audit to the extent made available to us and the observations, if any, contained in such reports shall hold good for the purpose of this audit report. Minor operational deviations that does not amount to breach of non-compliances for which penalties (if any), have been levied by the stock exchanges/depositories have not been treated as violation of any of the regulations, the compliance which, have been subject to audit.
8. The Compliance of the provisions of corporate and other applicable laws, rules, regulation, standards is the responsibility of management. Our examination was limited to the verification of records and procedure on test basis.
9. The Secretarial audit report is neither an assurance to the future viability of the Company nor of the efficacy or effectiveness with which the management has conducted the affairs of the Company.

For **Gaudana & Gaudana**
(Company Secretaries)

CS Arvind Gaudana

FCS No: 2838,

C.P. No: 2183

UDIN: F002838D000671968

PR: 1144/2021

Place: Ahmedabad

Date: 22/07/2022

Annexure II

PARTICULARS OF EMPLOYEES

Information as per Rule 5 (1) of Chapter XIII, Companies (Appointment and Remuneration of Managerial Personnel) Rules, 2014

GMDC is a Government Public Sector Undertaking and a Government Company within the meaning assigned to it under the Companies Act, 2013. Being a Government Company, it is bound to follow various orders, instructions and guidelines of the Government of Gujarat. Thus, the pay structure of GMDC is adopted from the pay structure of the Government of Gujarat. The Company does not offer any ESOPs or any other special recognition payment to its directors and Key Managerial Personnel. The directors are paid only the Sitting Fees as decided by the Government and out-of-pocket expenses.

Remuneration paid to the Whole Time Director.

Name of the Whole Time Director	Shri Roopwant Singh, IAS
Designation	Managing Director
Remuneration in FY 2021-22*	-
% Increase in remuneration in FY 2021-22 as compared to FY 2020-21	-
Ratio of Remuneration to Median Remuneration of Employees	-
Ratio of Remuneration to Revenues (FY 2020-21)	-
Ratio of Remuneration to Revenues (FY 2021-22)	-

* Shri Roopwant Singh, IAS holds additional charge of the post of Managing Director. Hence, he does not draw his salary from the Company.

Remuneration paid to Independent Directors

The Company's Independent Directors do not receive any remuneration other than the Sitting Fees and out-of-pocket expenses, which are ₹ 7,500.00 and ₹ 1,000.00, respectively, per meeting of the Board and its Committees. The Sitting fees and out-of-pocket expenses paid to the Company's Independent Directors during the year are as under:

Sr. No.	Particulars	Smt. Gauri Kumar	Shri Nitin Shukla	Shri S B Dangayach	Prof Shailesh Gandhi
1	Sitting Fees in FY 2021-22 (in ₹)	7,500	45,000	45,000	37,500
2	% Increase in remuneration in FY 2021-22 as compared to FY 2020-21	NA	NA	NA	NA
3	Ratio of Remuneration to Median Remuneration of Employees	NA	NA	NA	NA
4	Ratio of Remuneration to Revenues (FY 2020-21)	NA	NA	NA	NA
5	Ratio of Remuneration to Revenues (FY 2021-22)	NA	NA	NA	NA

Remuneration of the Key Managerial Personnel (KMP)

Name of the Key Managerial Personnel	Shri L. Kulshrestha	Shri Joel Evans
Designation	Chief General Manager & Chief Financial Officer	Company Secretary
Remuneration in FY 2021-22 (in ₹)	36,62,736.00	18,96,432.00
Remuneration in FY 2020-21 (in ₹)	39,65,738.00	19,38,453.00
% increase / (decrease) in remuneration in FY 2021-22 as compared to FY 2020-21	(7.64)	(2.17)
Ratio of Remuneration to Median Remuneration of Employees	4.31	2.23
Ratio of Remuneration to Revenues (FY 2020-21)	Negligible	Negligible
Ratio of Remuneration to Revenues (FY 2021-22)	Negligible	Negligible

The Median Remuneration of Employees (MRE) excluding Whole-Time Director (WTD) was ₹ 8,48,984 for Financial Year 2021-22.

The total number of employees on the Company's rolls as on 31st March, 2022 was 1,085 (Figure is inclusive of MRW, DRW, Employees on Contracts and Trainees).

Total Revenue during FY 2021-22 was ₹ 2,888 Crore and Net Profit was ₹ 404 Crore. The aggregate remuneration paid to employees (excluding WTD) increased 1% over the previous financial year of FY 2020-21. The aggregate decrease in salary of other KMPs was 5.84% in FY 2021-22 over FY 2020-21.

GMDC's net market capitalisation increased by a whopping 244% during the year under review at ₹ 6,034 Crore as of 31st March, 2022, as compared to ₹ 1,756 Crore as on March 31st, 2021. Its Price-Earnings (P/E) Ratio was 14.93 as on 31st March, 2022 which is higher by 134% as compared to 31st March, 2021. The closing prices of GMDC's equity shares on the NSE and BSE as on 31st March, 2022 were ₹ 189.75 and ₹ 189.85, respectively.

GMDC, being a Government Company, does not have any variable compensation policy. Moreover, it does not have any compensation through ESOP either to the Directors or to its employees.

GMDC's directors are not paid any other remuneration such as bonus, commission etc. during any financial year, except the sitting fees and out-of-pocket expenses. Hence, the remuneration of all the employees of GMDC will be higher than the remuneration received by the Directors. The Managing Director receives salary as per the Government of Gujarat norms. However, presently Shri Roopwant Singh, IAS holds additional charge of the post of Managing Director. Hence, he does not draw his salary from the Company.

Statement showing the particulars of top ten employees of the Company in terms of the remuneration drawn for the year 2021-22

Sr. No.	Name	Designation	Remuneration (In ₹)	Nature of Employment whether contractual or otherwise	Qualification	Exp in yrs.	Date of commencement of Employment	Age	Last employment held
(1)	(2)	(3)	(4)	(5)	(6)	(7)	(8)	(9)	(10)
1	Mr. L Kulshrestha	Chief General Manager & Chief Financial Officer	3662736	Permanent	CA	34	26-12-2005	56	Narmada Hydroelectric Development Corporation Ltd
2	Mr. H K Joshi	Sr. Gen. Manager (Tech)	3043242	Permanent	Diploma (Mining)	40	03-05-1990	57	S.E.C
3	Mr. A K Makadia	General Manager (Tech)	2853791	Permanent	BTech (Mining)	26	25-09-1996	48	Not applicable
4	Mr. Rajatkumar Dash	General Manager (Project)	2818892	Permanent	Diploma (Mining), AMIE (Mining)	25	16-12-2006	48	Mahanadi Coal Field Ltd
5	Mr. S K Joshi	General Manager (Project)	2800530	Permanent	BE (Mining)	26	12-05-1998	50	J K Udaipur Udyog Ltd
6	Mr. Swagat Ray	General Manager (Project)	2776931	Permanent	Diploma (Mining), AMIE (Mining)	23	16-12-2006	47	Talcher Colliery, Mahanadi Coal Field Ltd
7	Mr. Deepak Vyas	General Manager (Safety)	2749947	Permanent	BE (Mining)	26	03-04-2007	52	Essel Mines, Aditya Birla Group
8	Smt A K Iyer	General Manager (Accounts)	2675767	Permanent	CA	23	22-01-2007	46	Small Industries Development Bank of India
9	Mr. V V Sangani	General Manager (HR)	2652268	Permanent	MLW	27	20-12-2004	57	Jyoti Ltd.
10	Mr J N Dave	General Manager (Power)	2645424	Permanent	BE (Mech)	22	24-10-2017	45	Reliance Utilities and Power Ltd.

Annexure III

Conservation of Energy, Technology Absorption and Foreign Exchange Earnings and Outgo [Section 134 (3) (m) of The Companies Act, 2013 read with Rule 8(3) of The Companies (Accounts) Rules, 2014]

A. Conservation of Energy

1. The steps taken or impact on conservation of energy: NIL
2. The steps taken by the Company for utilising the alternate sources of energy:
 - i. GMDC has set up a Wind Power Farm with an installed capacity of 200.9 MW and a Solar Power Project with 5 MWp capacity.
 - ii. Through its green initiatives of wind and solar power generation, the Company has reduced 3.25 Lakh tonnes of carbon emission with generation of green power.
3. The capital investment of energy conservation equipments: NIL

B. Technology Absorption

- i. Efforts made towards technology absorption: NA
- ii. Benefits derived like product improvement, cost reduction, product development or import substitution : NA
- iii. In case of imported technology (imported during the last three years reckoned from the beginning of the financial year) : NA
- iv. Expenditure incurred on Research and Development: NIL

C. Foreign Exchange Earnings and Outgo

The Foreign Exchange earned in terms of actual inflows during the year and the Foreign Exchange outgo during the year in terms of actual outflow: NIL

Annexure IV

BUSINESS RESPONSIBILITY REPORT

[See Regulation 34(2)(f) of SEBI (LODR) Regulations 2015]

SECTION A: GENERAL INFORMATION ABOUT THE COMPANY

1. Corporate Identity Number (CIN) of the Company : L14100GJ1963SGC001206
2. Name of the Company : Gujarat Mineral Development Corporation Ltd.
3. Registered Address : Khanij Bhavan, 132 Ft Ring Road, Nr. University Ground, Vastrapur, Ahmedabad - 52.
4. Website : www.gmdcltd.com
5. E-mail ID : cosec@gmdcltd.com
6. Financial Year reported : FY 2021-22
7. Sector(s) that the Company is engaged in (industrial activity code-wise): Mining and Power
8. List three key products/services that the Company manufactures/provides (as in balance sheet): Lignite, Bauxite and Electricity
9. Total number of locations where business activity is undertaken by the Company:
 - a) Number of International Locations (Provide details of major 5) : Nil
 - b) Number of National Locations : Nil
10. Markets served by the Company – ~~Local/State/National/International~~

SECTION B: FINANCIAL DETAILS OF THE COMPANY

1. Paid-up Capital (₹) : ₹ 63.60 Crore
2. Total Turnover (₹) : ₹ 2,732 Crore
3. Total Profit After Taxes (₹) : ₹ 404 Crore
4. Total Spending on Corporate Social Responsibility (CSR) as percentage of Profit After Tax (%) : 1.94%
5. List of activities in which expenditure in 4 above has been incurred:-
The above expenditure has been, inter alia, incurred on the following activities :
 - a) Health & Sanitation
 - b) Water
 - c) Environment
 - d) Art, Culture & History
 - e) Education
 - f) Rural Infrastructure and Development

SECTION C: OTHER DETAILS

1. Does the Company have any Subsidiary Company/Companies? : No
2. Does the Subsidiary Company/Companies participate in the Business Responsibility Initiatives of the parent company? If yes, then indicate the number of such subsidiary company(ies):. Not Applicable
3. Does any other entity/entities (e.g. suppliers, distributors etc.) that the Company does business with, participate in the Business Responsibility initiatives of the Company? If yes, then indicate the percentage of such entity/entities? [Less than 30%, 30-60%, More than 60%] : No

SECTION D: BR INFORMATION**1. Details on Director/Directors responsible for BR**

a) Details of the Director/Directors responsible for implementation of the BR policy/policies:

1. DIN Number : 06717937
2. Name : Shri Roopwant Singh, IAS
3. Designation : Managing Director

b) Details of the BR Head

No.	Particulars	Details
1	DIN Number (if applicable)	Not applicable
2	Name	Shri L Kulshreshtha
3	Designation	Chief General Manager & CFO
4	Telephone Number	079-27913200 (1703)
5	Email Id	fink@gmdcltd.com

2. Principle-wise (as per NVGs) BR policy/policies

a) Details of the Compliance (Reply in Y/N)

No.	Questions	P 1	P 2	P 3	P 4	P 5	P 6	P 7	P 8	P 9
1	Do you have a policy/policies for BR	Y	Y	Y	Y	Y	Y	NA	Y	Y
2	Has the policy been formulated in consultation with the relevant stakeholders?	Y	Y	Y	Y	Y	Y	NA	Y	Y
3	Does the policy conform to any national / international standards? If yes, specify? (50 words)	Y	Y	Y	Y	Y	Y	NA	Y	Y
4	Has the policy been approved by the Board? If yes, has it been signed by MD/owner/CEO/appropriate Board Director?	Y	Y	Y	Y	Y	Y	NA	Y	Y
5	Does the Company have a specified committee of the Board/Director/Official to oversee the implementation of the policy?	Y	Y	Y	Y	Y	Y	NA	Y	Y
6	Indicate the link for the policy to be viewed online*							NA		
7	Has the policy been formally communicated to all relevant internal and external stakeholders?	Y	Y	Y	Y	Y	Y	NA	Y	Y
8	Does the Company have in-house structure to implement the policy/policies.	Y	Y	Y	Y	Y	Y	NA	Y	Y
9	Does the Company have a grievance redressal mechanism related to the policy/policies to address stakeholders' grievances related to the policy/policies?	Y	Y	Y	Y	Y	Y	NA	Y	Y
10	Has the Company carried out any independent audit/evaluation of the working of this policy by an internal or external agency?	NA	NA	NA	NA	NA	NA	NA	NA	NA

*The website link of applicable policies is mentioned in the report.

Sr. No. 3

Does the policy conform to any national / international standards? If yes, specify? (50 words)

P1	Being a Government company, it has a well-developed governance structure, procedures and practices that ensure ethical conduct at all levels. The Company carries out its functions transparently. Also being a Government company, it has a Vigilance Policy as per the Government guidelines. There is also a vigilance wing as a part of its overall HR Department set-up. Apart from this, the Company also has a whistle blower policy and a Code of Conduct, which confirms to the requirements as stipulated by the Companies Act, 2013 and SEBI (LODR) Regulations, 2015. The Company also has detailed service rules for its employees which include anti-bribery and anti-corruption provisions. Over and above, the Company is also prone to the Right to Information Act, 2005.
P2	The Company carries out its mining operations within the regulatory framework with all the environmental sensibilities. It also promotes inclusive growth and has its operations in some of the remotest regions of the state. The Company has a Corporate Social Responsibility Policy which can be viewed on the weblink http://www.gmdcltd.com/downloads/csr_policy.pdf . The Company has also set up a 200.9 MW wind power project and 5 MW solar power project. The solar project has been set up on reclaimed mined out area, thus recycling the scarce land resources for generation of renewable energy.

-
- P3 The Company is an equal opportunity employer. It facilitates upskilling of its employees by providing them sector-specific training in various prominent government institutions, leading management schools and mining institutions. In order to inculcate the culture of safety within, the Company, it organises periodic safety awareness programmes not only amongst the employees, but also with relevant stakeholders. The Company's safety practices have been recognised nationally, with several mines having won National Safety Awards. It has also formed Safety Committees at various project sites to oversee safety practices at work.
- In order to promote employees' welfare, the Company provides several welfare amenities to them such as residential quarters at projects sites, English and Gujarati medium schools at select projects, hospitals and medical facilities, as well as play ground, for outdoor and indoor games at remote locations. For the benefits of its employees, the Company has also created a facility called the Employee Recreation Club at all its project sites and conducts a bi-annual Cultural cum Sports Olympiads for bringing out the hidden talent of its employees and their family members.
-
- P4 Being a State Public Sector enterprise, the Company's operational outlook is socio-economic in nature. Its mining operations are located either in the underdeveloped deserts or within the tribal belts in the state of Gujarat. Through mining and power operations in these remote regions, the Company has provided the much required employment avenues to the local men and women, thus enhancing their standard of living.
- The Company has always endeavoured to bring the marginalised sections of the society into the mainstream of development by creating direct and indirect employment opportunities for both men and women. Through its holistic CSR interventions, the Company has reached out to the rural masses. Not only this, the Company constantly endeavours to have maintain a thoroughly inclusive approach towards sustainable mineral development.
- The Company's policy is to be sensitive towards all its stakeholders like customers, investors and service providers.
-
- P5 The Company is a State and a Government Company. Therefore, it follows the constitutional mandate on human rights.
-
- P6 The Company's Environment Policy can be viewed on the below weblink :
- <https://www.gmdcltd.com/about/corporate-policies-gmdc/> Environmental management is a significant part of the mining industry, and GMDC follows all the best practices towards reclamation and restoration of mined out areas. It has adopted all measures to control air, water, noise & land pollution. The Company maintains a full-fledged Environment Department with well-qualified environment engineers and well-equipped testing laboratories at its major mining projects. There is also a system of constant environment monitoring and control. Periodic environment audit is also being carried out and its findings are reported GPCB, the state nodal agency.
- As part of its sensitive mining practices, the Company carries out extensive planting of native species on the overburden dumps.
-
- P7 While there is no specific policy for this purpose, the Company puts forth its suggestions and views through trade bodies like Federation of Indian Mineral Industries, Mining Engineers' Association of India, and the Gujarat Mineral Industries Association. The Company's operational and sales policies are sensitive towards the requirement of fuel within the state by micro, small and medium enterprises in particular.
-
- P8 GMDC is painstakingly cultivating a culture of building good relations within the community it operates. This can be through the acquisition of mining land, resettlement and rehabilitation of project-affected persons or the nurturing of the fragile environment in which it undertakes mining or provides needful assistance to its neighbors.
- As part of its corporate philosophy, GMDC has been responding to the various societal needs of remote rural areas from where mineral wealth is generated. It has been lending a helping hand. to them through several of its initiatives. Whether it is related to environment needs, developmental needs in the form of employment generation, education, health care, water, sanitation, women empowerment or critical needs at the time of natural disasters, GMDC chooses to respond responsibly. In line with the requirement of the Companies Act, 2013, GMDC has framed its CSR Policy. This can be viewed at http://www.gmdcltd.com/downloads/csr_policy.pdf
-
- P9 The Company is a critical supplier of an alternative fuel of lignite to industrial units operating in Gujarat. Its customers range from major textile manufacturers to small time brick manufacturers. GMDC attempts to distribute the natural resources to its customers optimally and at affordable prices. The Company also helps save on critical foreign exchange outflow, and also make assured fuel supply available to the industry in a timely and cost-effective manner. Its online customer care portal facilitates faster and effective customer reach out. It also conducts on site and off site customer meets and customer satisfaction surveys for understanding the needs and fuel preferences of its customers.
-

b) If answer to the question at serial number 1 against any principle, is 'No', please explain why: (Tick up to 2 options)

No.	Particulars	P 1	P 2	P 3	P 4	P 5	P 6	P 7	P 8	P 9
1	The Company has not understood the principles	-	-	-	-	-	-	-	-	-
2	The Company is not at a stage where it finds itself in a position to formulate and implement the policies on specified principles	-	-	-	-	-	-	-	-	-
3	The Company does not have financial or manpower resources available for the task	-	-	-	-	-	-	-	-	-
4	This is planned to be achieved within the next 6 months	-	-	-	-	-	-	-	-	-
5	This is planned to be achieved within the next 1 year	-	-	-	-	-	-	-	-	-
6	Any other reason (please specify)	-	-	-	-	-	-	-	-	-

3. Governance related to BR

- a) Indicate the frequency with which the Board of Directors, Committee of the Board or CEO to assess the Business Responsibility performance of the Company.
Annually
- b) Does the Company publish a Business Responsibility or a Sustainability Report? What is the hyperlink for viewing this report? How frequently it is published?
The Company publishes the BRR as part of the Annual Report. The BRR is also available on the Company's website, i.e. www.gmdcltd.com

SECTION E: PRINCIPLE-WISE PERFORMANCE**Principle 1: Businesses should conduct and govern themselves with Ethics, Transparency and Accountability**

- Does the policy relating to ethics, bribery and corruption cover only the Company? Yes/ ~~No~~. Does it extend to the Group/Joint Ventures/ Suppliers/Contractors/NGOs /Others? Yes. The policy is applicable to the extent of their dealings with the company.
- How many stakeholder complaints have been received in the past financial year and what percentage was satisfactorily resolved by the management? If so, provide details thereof, in about 50 words or so.
During the year under review, no such complaints have been received by the Company.

Principle 2: Businesses should provide goods and services that are safe and contribute to sustainability throughout their life cycle

- List up to 3 of your products or services where the design has incorporated social or environmental concerns, risks and/or opportunities.
 - Energy generation through Wind Power
 - Energy generation through Solar Power
- For each such product, provide the following details in respect of resource use (energy, water, raw material etc.) per unit of product (optional):
 - Reduction during sourcing / production / distribution achieved since the previous year throughout the value chain?
 - Reduction during usage by consumers (energy, water) has been achieved since the previous year?
- Does the Company have procedures in place for sustainable sourcing (including transportation)?
The Company is actually in the business of supply of mineral to industries located in Gujarat.
- Has the Company taken any steps to procure goods and services from local and small producers, including communities surrounding their place of work?
Being a government company, GMDC has special provisions for sourcing goods from small and medium enterprises. Various services like plantations, labour and security services are procured on an outsourced basis with the participation of local communities and villagers.
- Does the Company have a mechanism to recycle its waste products? If yes, what is the percentage of recycling (separately as <5%, 5-10%, >10%). Also, provide details thereof, in about 50 words or so.
GMDC takes care of mineral conservation, and hence, the overburdened minerals produced during its lignite mining operations are properly stacked and sold for value addition (such as silica sand, ball clay, bentonite and limestone).

Principle 3: Businesses should promote the well-being of all its employees:

1	Total number of employees	1,085
2	Total number of employees hired on temporary/contractual/casual basis	21
3	Number of permanent women employees	83
4	Number of permanent employees with disabilities	12
5	Name of the employee association recognised by the management:	
	GMDC Karmachari Sangh (BMS)	
	Gujarat Rajya Khanij Karmachari Sangh	
	GMDC Karmachari Utkarsh Mandal	
6	Percentage of permanent employees who are members of this recognised employee association:	
	GMDC Karmachari Sangh (BMS) :	43.78%
	Gujarat Rajya Khanij Karmachari Sangh :	46.55%
	GMDC Karmachari Utkarsh Mandal :	13.80%

7. What is the number of complaints relating to child labour, forced labour, involuntary labour, and sexual harassment in the financial year under review and what is the number still pending, as on 31st March, 2022?

No.	Category	No. of Complaints filed during the financial year	No. of complaints pending as on end of the financial year
1	Child labour/forced labour/involuntary labour	Nil	Nil
2	Sexual harassment	Nil	Nil
3	Discriminatory employment	Nil	Nil

8. Percentage of the below category of employees who were provided safety and skill up-gradation training in the last financial year?

a)	Permanent Employees	Nil
b)	Permanent Women Employees	Nil
c)	Casual/Temporary/Contractual Employees	Nil
d)	Employees with Disabilities	Nil

Principle 4: Businesses should respect the interests of, and be responsive towards, all its stakeholders, especially those who are disadvantaged, vulnerable and marginalised.

- Has the Company mapped its internal and external stakeholders? Yes/~~No~~
- Of the above, has the Company identified the disadvantaged, vulnerable and marginalised stakeholders? Please indicate the total number of employees hired on a temporary/contractual/casual basis.

Being a Government Company, GMDC is required to follow the reservation policy of the State Government. It maintains a roster, as per which it employs people from the category of scheduled castes and tribes, and other backward classes. Not only this, the Company has also hired Monthly Rated Workers at various projects. Those are local people without any specialised skills but have the capability to carry out various mundane works such as managing plantations, and handling the job of office peons and office cleaners, among others.

- Is the Company taking any special initiatives to engage with its disadvantaged, vulnerable and marginalised stakeholders? If so, provide details thereof, in about 50 words or so.

Being a Government company, GMDC follows the government's policy on reservation in public employment, as may be applicable from time to time. Besides the Company also targets the marginalised and vulnerable sections in the village communities through various CSR initiatives. Some of these include the Girls Scholarship Programmes in Core Zone Villages, mobile medical vans in villages surrounding the projects, providing hospital and school facilities to people living in the vicinity of various projects.

Principle 5: Businesses should respect and promote human rights

- Does the Company's policy on human rights cover only the Company or does this extend to the Group/Joint Ventures/Suppliers/Contractors/NGOs/Others?

The policy covers only the Company. Moreover, being a government entity, the Company, inter alia, follows the constitutional mandate of equality before law and equal protection of law.

- How many stakeholder complaints have been received by the Company in the past financial year? And what percentage of this was satisfactorily resolved by the management? : NIL

Principle 6: Business should respect, protect, and make efforts to restore the environment

1. Does the policy related to Principle 6 cover only the Company or extends to the Group/Joint Ventures/Suppliers/Contractors/NGOs/others.
The policy extends to the Company.
2. Does the Company have strategies / initiatives to address global environmental issues such as climate change and global warming? Y/N. If yes, please provide a hyperlink for the respective webpage.
Yes. This is appropriately covered in GMDC's Environment Policy. GMDC believes in clean energy and is committed to reduce its carbon footprints. Please click on the GMDC website link for further updates on this:
<https://www.gmdcltd.com/en/corporate-policies-gmdc>
3. Does the Company identify and assess the potential environmental risks? Y/N
Yes. All of GMDC's operational projects are certified in ISO 9001, 14001 & OHSAS 18001.
4. Does the Company have any project based on the Clean Development Mechanism? If so, provide details thereof, in about 50 words or so. Also, if Yes, whether any environmental compliance report has been filed?
The Company does not have any project related to the Clean Development Mechanism.
5. Has the Company undertaken any other initiatives related to clean technology, energy efficiency or renewable energy. Y/N. If yes, please provide a hyperlink for the respective web page.
The Company has set up 200.9 MW wind power project. Moreover, it has also set up a 5 MW solar power project on the mined out reclaimed area at its Panandhro Lignite Project. Please check below mentioned GMDC website link for further details:
<https://www.gmdcltd.com/en/wind-power>
6. Are the Emissions/Wastes generated by the Company within the permissible limits given by CPCB/SPCB for the financial year being reported? : Yes.
7. Mention the number of show-cause/ legal notices received from CPCB/SPCB which are still pending (i.e. they are not resolved to satisfaction) as on the end of financial year. : NIL

Principle 7: Businesses, when engaged in influencing public and regulatory policy, should do so in a responsible manner.

1. Is the Company a member of any trade and chamber or association? If Yes, name the major associations that your business deals with:
 - a. Federation of Indian Mineral Industries
 - b. Gujarat Chamber of Commerce and Industries
 - c. GUJMIN Industries Association
2. Have you advocated/lobbied through above associations for the advancement or improvement of public goods? Yes, please specify the broad areas (drop box: Governance and Administration, Economic Reforms, Inclusive Development Policies, Energy Security, Water, Food Security, Sustainable Business Principles, Others)

Principle 8: Businesses should support inclusive growth and equitable development.

1. Does the Company have any specified programmes/initiatives/projects in pursuit of the policy related to Principle 8? If yes, please details thereof.
 - (a) Semi-annual financial assistance is provided to girl students residing in core zone villages where GMDC's projects are located.
 - (b) Operations and Maintenance is undertaken of Shyamji Krishna Varma Memorial at village Maska in Mandvi Taluka of Kutch District.
 - (c) Mobile Dispensaries (eClinics) are provided with doctors and medicines to the core zone villages of GMDC.
 - (d) Smart Anganwadis are created in the core zone villages of GMDC.
2. Are the programmes/projects undertaken through in-house team/own foundation/external NGO/government structures/any other organisation?
The Company undertakes its community development programmes under the CSR initiatives. These programmes are undertaken under the aegis of GMDC Gramya Vikas Trust.
3. Have you done any impact assessment of your initiative?
During the year, no such impact assessment was carried out.
4. What is the Company's direct contribution to community development projects? Mention the amount in INR and the details of the projects undertaken.
The details of spending on CSR have been published as a part of this Annual Report in a different section.

5. Have you taken steps to ensure that the community development initiative is successfully adopted? Please explain in 50 words, or so.

The Company constantly endeavours to ensure that the community initiatives undertaken are successfully adopted. The educational facilities provided by the Company are being utilised by the local community. The health-care facilities, mobile health services, semi-annual financial assistance to girl students of core zone villages and anganwadis are successfully adopted by the communities within which the Company operates.

Principle 9: Businesses should engage with and provide value to their customers and consumers in a responsible manner (business development cell).

1. What percentage of customer complaints/consumer cases are pending as on the end of the financial year under review? NIL
2. Does the Company display product information on the product label, over and above what is mandated as per the local laws?
Yes/No/N.A. /Remarks(additional information)
3. Is there any case filed by any stakeholder group against the Company regarding unfair trade practices, irresponsible advertising and/or anti-competitive behaviour during the last five years? Is any case still pending as on the end of the financial year. If so, provide details thereof, in about 50 words or so

NIL
4. Did your Company carry out any consumer survey / consumer satisfaction trends? : Yes

Annexure V

EXTRACT OF ANNUAL RETURN

(For the financial year ended on 31.03.2022)

[Pursuant to Section 92 (3) of the Companies Act, 2013 and Rule 12(1) of the Company (Management & Administration) Rules, 2014 - MGT-9]

I. REGISTRATION & OTHER DETAILS :

CIN	L14100GJ1963SGC001206
Registration Date	15.05.1963
Name of the Company	Gujarat Mineral Development Corporation Limited
Category/Sub-category of the Company	Government Company
Address of the Registered office & contact details	Khanij Bhavan, 132' Ring Road, Near University Ground, Vastrapur, Ahmedabad - 380 052 Telephone : (079) 2791 3200/3501 E-mail : cosec@gmdcltd.com Website : www.gmdcltd.com
Whether listed company	Yes
Name, Address & Contact details of the Registrar & Transfer Agent, if any	M/s. MCS Share Transfer Agent Limited 101, Shatdal Complex, 1st Floor, Opp. Bata Show Room, Ashram Road, Ahmedabad - 380 009 Tel : (079)26580461 / 62 /63 Email : mcsstaahmd@gmail.com

II. PRINCIPAL BUSINESS ACTIVITIES OF THE COMPANY :

(All the business activities contributing 10% or more of the total turnover of the Company shall be stated)

Sr. No.	Name and Description of main products / services	NIC Code of the product/service	% to total turnover of the Company
1	Lignite	270220-00	87.31%
2	Electricity	-	10.31%

III. PARTICULARS OF HOLDING, SUBSIDIARY I AND ASSOCIATE COMPANIES :

Sr. No.	Name and Address of the Company	CIN / GLN	Holding / Subsidiary / Associate	% of Shares held	Applicable Section
1	Gujarat Foundation for Entrepreneurial Excellence (GFEE) 1st Floor, Khanij Bhavan, 132 Ft. Ring Road, Near University Ground Vastrapur, Ahmedabad-380 052	U80903GJ2011NPL066999	Associate	50	2(6)
2	Gujarat Jaypee Cement & Infrastructure Limited C/o. Jayprakash Associates Ltd. J.A. House, 63 Basant Lok, Vasant Vihar, New Delhi-110 057	U26943GJ2007PLC051360	Associate	26	2(6)
3	Gujarat Credo Mineral Industries Limited TF-1, 3rd Floor "DEV" Opp. Parimal Garden, C G Road Ahmedabad-380 006	U26900GJ2012PLC069426	Associate	26	2(6)

Sr. No.	Name and Address of the Company	CIN / GLN	Holding / Subsidiary / Associate	% of Shares held	Applicable Section
4	Swarnim Gujarat Fluorspar Private Limited Khanij Bhavan, 132 Ft. Ring Road, Near University Ground, Vastrapur, Ahmedabad-380 052	U24119GJ2012PTC070801	Associate	1.05	2(6)
5	Naini Coal Company Limited Khanij Bhavan, 132 Ft. Ring Road, Near University Ground, Vastrapur, Ahmedabad-380 052	U10200GJ2009SGC058295	Associate	50	2(6)
6	Aikya Chemicals Private Limited 1, Chandramaninagar, Vidya Vihar School Lane Off. High Tension Road, Subhanpura, Vadodara-390 023	U24100GJ2011PTC068018	Associate	26	2(6)
7	GMDC Science and Research Centre Khanij Bhavan, 132 Ft. Ring Road, Near University Ground, Vastrapur, Ahmedabad-380 052		100% Controlled Entity	100	2(87)

IV. SHAREHOLDING PATTERN :

(Equity Share Capital Breakup as percentage of Total Equity)

i. Category-wise Shareholding

Category of Shareholders	No. of Shares held at the beginning of the year [As on 1-April-2021]				No. of Shares held at the end of the year [As on 31-March-2022]				% Change during the year
	Demat	Physical	Total	% of Total Shares	Demat	Physical	Total	% of Total Shares	
A. Promoters									
(1) Indian									
a) Individual/HUF	-	-	-	-	-	-	-	-	-
b) Central Govt	-	-	-	-	-	-	-	-	-
c) State Govt(s)	235320000	-	235320000	74.00	235320000	-	235320000	74.00	0.00
d) Bodies Corp.	-	-	-	-	-	-	-	-	-
e) Banks / FI	-	-	-	-	-	-	-	-	-
f) Any other	-	-	-	-	-	-	-	-	-
Total shareholding of Promoter (A)	235320000	0	235320000	74.00	235320000	0	235320000	74.00	0.00
B. Public Share holding									
1. Institutions									
a) Mutual Funds	8250	-	8250	0.00	2799365	-	2799365	0.88	0.88
b) Banks / FI	514	-	514	0.00	514	-	514	0.00	0.00
c) Central Govt									
d) State Govt(s)									
e) Venture Capital Funds									
f) Insurance Companies	7932644	-	7932644	2.49	5677029	-	5677029	1.79	0.70
g) FIs	4101218	-	4101218	1.29	9305426	-	9305426	2.93	1.64
h) Foreign Venture Capital Funds									
i) Others (specify)									
Sub-total (B)(1):-	12042626	-	12042626	3.79	17782334	-	17782334	5.59	1.80

Category of Shareholders	No. of Shares held at the beginning of the year [As on 1-April-2021]				No. of Shares held at the end of the year [As on 31-March-2022]				% Change during the year
	Demat	Physical	Total	% of Total Shares	Demat	Physical	Total	% of Total Shares	
2. Central Govt/State Govt(s)/POI									
a) Govt.	115090	-	115090	0.04	152824	-	152824	0.05	0.01
Sub-total (B)(2):-	115090	-	115090	0.04	152824	-	152824	0.05	0.01
3. Non-Institutions									
a) Bodies Corp.	4577130	43000	4620130	1.45	8845701	43000	8888701	2.80	1.35
b) Individuals									
i) Individual shareholders holding nominal share capital up to ₹ 2 Lakh	51766769	349417	52116186	16.39	41134322	330305	41464627	13.04	-3.35
ii) Individual shareholders holding nominal share capital in excess of ₹ 2 Lakh	2314620	-	2314620	0.73	7317767	-	7317767	2.30	1.57
c) Others (specify)									
Non Resident Indians	7880782	85750	7966532	2.51	4071609	66000	4137609	1.30	-1.21
Hindu Undivided Families	3501512	-	3501512	1.10	2923284	-	2923284	0.92	-0.18
Trusts	3304	-	3304	0.00	12854	-	12854	0.00	0.00
Sub-total (B)(3):-	70044117	478167	70522284	22.18	64305537	439305	64744842	20.36	-1.82
Total Public Shareholding (B)=(B)(1)+ (B)(2) + (B)(3)	82201833	478167	82680000	26.00	82240695	439305	82680000	26.00	
C. Shares held by Custodian for GDRs & ADRs	-	-	-	-	-	-	-	-	-
Grand Total (A+B+C)	317521833	478167	318000000	100.00	317560695	439305	318000000	100.00	-

ii. Shareholding of Promoters

Sr. No.	Shareholder's Name	Shareholding at the beginning of the year			Shareholding at the end of the year			% change in shareholding during the year
		No. of Shares	% of total Shares of the Company	% of Shares pledged / encumbered to total shares	No. of Shares	% of total Shares of the company	% of Shares pledged / encumbered to total shares	
1	H.E. The Government of Gujarat	235320000	74.00	NIL	235320000	74.00	NIL	NIL

iii. Change in Promoters' Shareholding (please specify, if there is no change)

Sr. No.	Particulars	Shareholding at the beginning of the year		Cumulative Shareholding during the year	
		No. of Shares	% of total shares of the Company	No. of Shares	% of total shares of the Company
	At the beginning of the year				
	Date-wise Increase / Decrease in Promoters Shareholding during the year specifying the reasons for increase / decrease (e.g. allotment / transfer / bonus / sweat equity etc.):	There is no change			
	At the end of the year				

iv. Shareholding Pattern of top ten Shareholders: (Other than Directors, Promoters and Holders of GDRs and ADRs)

Sr. No.	Name of the Shareholder	Shares held as on 01/04/2021 (Opening Balance)		Shares held as on 31/03/2022 (Closing Balance)		Purchase / Sale (-) during the year
		No. of Shares	% of shares held in the Company	No. of Shares	% of shares held in the Company	
1	Life Insurance Corporation of India	5174139	1.63	4038624	1.27	-1135515
2	Dr Sanjeev Arora	3216848	1.01	2036848	0.64	-1180000
3	National Insurance Company Ltd	1440000	0.45	1440000	0.45	0
4	Mahindra Manulife Multi Cap Badhat Yojana	0	0	1350000	0.42	1350000
5	Acadian Emerging Markets Micro-cap Equity Master Fund	0	0	1070770	0.34	1070770
6	DSP Natural Resources And New Energy Fund	0	0	889365	0.28	889365
7	Aruna R Jain	0	0	835596	0.26	835596
8	Sajjan Overseas	0	0	757000	0.24	757000
9	Capri Global Holdings Private Limited	0	0	725000	0.23	725000
10	Acadian Emerging Markets Small Cap Equity Fund Llc	0	0	686948	0.22	686948

v. Shareholding of Directors and Key Managerial Personnel:

Sr. No.	Shareholding of each Directors and each Key Managerial Personnel	Shareholding at the beginning of the year		Cumulative Shareholding during the year	
		No. of Shares	% of total shares of the Company	No. of Shares	% of total shares of the Company
	At the beginning of the year				
	Date-wise Increase / Decrease in Promoters Shareholding during the year specifying the reasons for increase /decrease (e.g. allotment / transfer / bonus / sweat equity etc.):	NIL	NIL	NIL	NIL
	At the end of the year				

V. INDEBTEDNESS - Indebtedness of the Company including interest outstanding/accrued but not due for payment.

	Secured Loans excluding deposits	Unsecured Loans	Deposits	Total Indebtedness
Indebtedness at the beginning of the financial year				
i) Principal Amount				
ii) Interest due but not paid	NIL	NIL	NIL	NIL
iii) Interest accrued but not due				
Total (i+ii+iii)				
Change in Indebtedness during the financial year				
* Addition	NIL	NIL	NIL	NIL
* Reduction				
Net Change				
Indebtedness at the end of the financial year				
i) Principal Amount				
ii) Interest due but not paid	NIL	NIL	NIL	NIL
iii) Interest accrued but not due				
Total (i+ii+iii)	NIL	NIL	NIL	NIL

VI. REMUNERATION OF DIRECTORS AND KEY MANAGERIAL PERSONNEL-**A. Remuneration to Managing Director, Whole-time Directors and/or Manager:**

Sr. No.	Particulars of Remuneration	Shri Roopwant Singh, IAS	Total Amount
1	Gross Salary		
	(a) Salary as per provisions contained in section 17(1) of the Income-tax Act, 1961	NIL	NIL
	(b) Value of perquisites u/s 17(2) Income-tax Act, 1961	NIL	NIL
	(c) Profits in lieu of salary under section 17(3) Income-tax Act, 1961	NIL	NIL
2	Stock Option	NIL	NIL
3	Sweat Equity	NIL	NIL
4	Commission - as % of profit - others, specify...	NIL	NIL
5	Others, please specify	NIL	NIL
	Total (A)	NIL	NIL
	Ceiling as per the Act (in ₹)	60,00,000	60,00,000

B. Remuneration to other directors :

The Company pays only Sitting Fees and out-of-pocket expenses to Other Directors for each meeting of the Board or Committee thereof attended by them.

(Amount in ₹)						
Sr. No.	Particulars of Remuneration	Name of Directors				Total Amount
1	Independent Directors	Smt. Gauri Kumar	Shri S.B. Dangayach	Shri Nitin Shukla	Prof Shailesh Gandhi	
	Fee for attending board committee meetings	7500	45000	45000	37500	135000
	Commission	NIL	NIL	NIL	NIL	NIL
	Others, please specify (Out-of-pocket expenses)	1000	4000	2000	3000	10000
	Total (1)	8500	49000	49000	40500	145000

Sr. No.	Particulars of Remuneration	Name of Directors			(Amount in ₹)
					Total Amount
2	Other Non-Executive Directors	Dr Rajiv Kumar Gupta, IAS	Smt Sonal Mishra, IAS	Shri Milind Torwane, IAS	
	Fee for attending board / committee meetings	30000*	22500*	22500*	75000
	Commission	-	-		
	Others, please specify (Out-of-pocket expenses)	-	3000	3000	6000
	Total (2)	30000	25500	25500	81000
	Total (B)=(1+2)				226000
	Total Managerial Remuneration				226000
	Overall Ceiling as per the Act	Not applicable to a Government company			

*Paid into Government treasury

C. Remuneration to Key Managerial Personnel Other than MD / Manager / WTD

Sr. No.	Particulars of Remuneration	Key Managerial Personnel				(Amount in ₹)
		CEO/MD	CFO	CS	Total	
1	Gross Salary					
	(a) Salary as per provisions contained in section 17(1) of the Income-tax Act, 1961	NIL	35,17,378	18,96,432	54,13,810	
	(b) Value of perquisites under section 17(2) Income-tax Act, 1961	NIL	1,45,358	NIL	1,45,358	
	(c) Profits in lieu of salary under section 17(3) Income-tax Act, 1961	NA	NA	NA	NA	
2	Stock Option	NA	NIL	NIL	NIL	
3	Sweat Equity	NA	NIL	NIL	NIL	
4	Commission					
	- as % of profit	NA	NIL	NIL	NIL	
	others, specify...	NA	NA	NA	NA	
5	Others, please specify	NA	NA	NA	NA	
	Total	NIL	36,62,736	18,96,432	55,59,168	

VII. PENALTIES / PUNISHMENT / COMPOUNDING OF OFFENCES: NIL

Type	Section of the Companies Act	Brief Description	Details of Penalty / Punishment/ Compounding fees imposed	Authority [RD / NCLT/ COURT]	Appeal made, if any (give details)
A. COMPANY					
Penalty					
Punishment	NA	NA	NA	NA	NA
Compounding					
B. DIRECTORS					
Penalty					
Punishment	NA	NA	NA	NA	NA
Compounding					
C. OTHER OFFICERS IN DEFAULT					
Penalty					
Punishment	NA	NA	NA	NA	NA
Compounding					

Annexure VI

CONSOLIDATED FINANCIAL STATEMENT (AOC-I)

Form AOC-1

(Pursuant to First Proviso to sub-section (3) of section 129 read with rule 5 of the Companies (Accounts) Rules, 2014)

Statement containing salient features of the Financial Statement of Subsidiaries / Associate Companies / Joint Ventures

Part "A" : Subsidiaries

(Information in respect of each subsidiary to be presented with amounts in ₹)

1	Sr. No.	
2	Name of the Subsidiary	Not Applicable
3	Reporting period for which the subsidiary concerned, if different from the holding company's reporting period	Not Applicable
4	Reporting currency and Exchange Rate as on the last date of the relevant Financial Year in the case of foreign subsidiaries	Not Applicable
5	Share Capital	-
6	Reserves & Surplus	-
7	Total Assets	-
8	Total Liabilities (Excluding Shareholders Fund)	-
9	Investments	-
10	Turnover	-
11	Profit before taxation	-
12	Provision for taxation	-
13	Profit after taxation	-
14	Proposed Dividend	-
15	% of Shareholding	-

Part “B” : Associates and Joint Ventures

Name of Associates / Joint Ventures	Swarnim Gujarat Fluorspar Pvt. Ltd.	Gujarat Foundation for Entrepreneurial Excellence	Gujarat Jaypee Cement Infrastructure Ltd.	Gujarat Credo Mineral Industries Ltd.	Aikya Chemicals Pvt. Ltd.	Naini Coal Company Ltd.
1. Latest un-audited Balance Sheet						
Date	31.03.2022	31.03.2022	31.03.2022	31.03.2022	31.03.2022	31.03.2022
2. Shares of Associate / Joint Ventures held by the Company on the year end						
No	25,000	50,000	1,90,840	49,40,000	38,98,700	2,497
Amount of Investment in Associate / Joint Ventures	2,50,000	5,00,000	19,08,400	4,94,00,000	3,89,87,000	2,49,700
Extend of Holding %	1.05%	50.00%	26.00%	26.00%	26.00%	50.00%
3. Description of how there is significant Influence	The Company has control of the composition of the Board of Directors in Swarnim Gujarat Fluorspar Pvt. Ltd.					
4. Reason why the Associates / Joint Venture is not consolidated	N.A.	N.A.	N.A.	N.A.	N.A.	N.A.
5. Networth attributed to shareholding as per latest audited /unaudited Balance Sheet (In ₹)	1,54,000	3,07,39,000	11,46,000	11,26,36,000	3,54,31,000	-
6. Profit / Loss for the Year attributed to shareholding (In ₹)	(2,000)	37,25,000	1,000	7,64,000	1,03,31,000	-
I. Considered in Consolidation	Yes	Yes	Yes	Yes	Yes	Yes
II. Not Considered in Consolidation	-	-	-	-	-	-

Annexure VII

REPORT ON CORPORATE GOVERNANCE

(Pursuant to the Securities and Exchange Board of India (Listing Obligations and Disclosure Requirements) Regulations, 2015 [hereinafter referred to as “Listing Regulations” or “LODR”])

COMPANY'S PHILOSOPHY ON CODE OF GOVERNANCE

Gujarat Mineral Development Corporation Limited (GMDC) is committed towards good corporate governance practices across the areas in which it operates. Being a Government Public Sector Undertaking (PSU), GMDC envisages the attainment of the high standards of corporate governance through its timely disclosures, transparent accounting policies, responsible business operations and fairness in its dealings. The Company is making a conscious effort to adopt practices that are transparent and effective. GMDC goes by the corporate philosophy that good corporate governance practices lead to value enhancement for all its stakeholders, including the shareholders, the government, society, employees and the business community at large. Its endeavour is to maximise the long-term wealth of the its shareholders.

BOARD-OF-DIRECTORS

Composition

The composition of GMDC's Board with reference to the number of Executive Directors, Non-Executive Directors and Women Directors meets the requirement of the Code of Corporate Governance. The Company maintains an optimum balance of Non-Executive Directors and Independent Directors.

The Board comprised of 8 Directors as on 31st March, 2022. The Board Members are known for their professional expertise and experience in the diverse fields of Public Policy, Finance, Accounts, Management and Law among other. Further, being a State Government Public Sector Undertaking, the Government of Gujarat also appoints senior IAS Officers possessing wide professional experience as Directors on its Board.

Category and Designation of Directors:

Sr. No.	Name of Director	Category	Designation	No. of Directorship in other Companies	No. of specified Committees (Other than GMDC in which Chairman/Member)	
1	Dr Rajiv Kumar Gupta, IAS	NED/PD	Chairman	8	-	1
2	Shri Roopwant Singh, IAS	ED/ PD	Managing Director	2	-	-
3	Shri Milind Shivaram Torawane, IAS	NED/PD	Director	6	-	-
4	Smt. Sonal Mishra, IAS	NED/PD	Director	1	-	-
5	Smt. Gauri Kumar, IAS Retd	NED/ID	Director	4	-	2
6	Shri S. B. Dangayach	NED/ID	Director	3	-	-
7	Shri Nitin Shukla	NED/ID	Director	4	-	-
8	Prof. Shailesh Gandhi	NED/ID	Director	1	-	-

Notes:

- None of the above Directors are related to any other Director on the Board.
- None of the Directors have any business relationship with the Company.
- None of the Directors have received any loans and advances from the Company during the year under review.
- Outside directorship does not include alternate directorship, directorship of any Private Ltd. Company and Section 8 Company.
- The number of outside Committee positions held are only from the Audit Committee and Stakeholders' Relationship Committee.
- PD - Promoter Director, NED - Non Executive Director, ED - Executive Director, ID - Independent Director.

The Company has received declarations on criteria of independence as prescribed in Section 149(6) of the Companies Act, 2013 (“Act”) and Regulation 16 (1) (b) of the Listing Regulations from the Directors of the Company who have been classified as Independent Directors as on 31st March, 2022.

The Board confirms that the Independent Directors fulfil the conditions specified in Section 149 of the Act and Regulation 16(1)(b) of the Listing Regulations, and they are independent of the management.

In no instance in during FY 2021-22 did the Board not accept any recommendation of any Board Committee of the Board.

Details of Directorship of other Listed Companies as on 31st March, 2022:

Sr. No.	Name of Director	Directorship Other Listed Companies	Category of Directorship
1	Dr Rajiv Kumar Gupta, IAS	1. Gujarat Alkalies and Chemicals Limited 2. Gujarat Gas Limited	1. Non Executive, Non Independent Director 2. Non Executive, Non Independent Director
2	Shri Roopwant Singh, IAS	None	NA
3	Shri Milind Torawane, IAS	Gujarat Gas Limited	Non Executive, Non Independent Director
4	Smt. Sonal Mishra, IAS	None	NA
5	Smt. Gauri Kumar, IAS Retd.	1. Gujarat Narmada Valley Fertilizers & Chemicals Limited 2. Gujarat State Fertilizers & Chemicals Limited	1. Non Executive, Independent Director 2. Non Executive, Independent Director, Member
6	Shri S. B. Dangayach	Gujarat Alkalies and Chemicals Limited	1. Non Executive, Independent Director
7	Shri Nitin Shukla	1. Gujarat Alkalies and Chemicals Limited 2. Gujarat Industries Power Company Limited	1. Non Executive, Independent Director 2. Non Executive, Independent Director
8	Prof. Shailesh Gandhi	None	NA

Number of Board Meetings held:

All the Board Directors play an active and important role in the Company by participating in deliberations at the Board/Committee Meetings.

During the year, the Board met 4 times on 29.06.2021, 13.08.2021, 25.10.2021 and 27.01.2022. The attendance of each Director at these Board Meetings and at the last Annual General Meeting held on 29th November, 2021 was as under:

Sr. No.	Name of Director	Meeting held during the tenure of Directors	No. of meetings attended	Attendance at the last AGM
1	Dr Rajiv Kumar Gupta, IAS	4	4	No
2	Shri Roopwant Singh, IAS	4	4	Yes
3	Shri Milind Shivaram Torawane, IAS	4	3	No
4	Smt. Sonal Mishra, IAS	4	3	No
5	Smt. Gauri Kumar, IAS Retd.	4	1	Yes
6	Shri S. B. Dangayach	4	4	Yes
7	Shri Nitin Shukla	4	4	Yes
8	Prof. Shailesh Gandhi	4	4	Yes

Core skills/expertise/ competencies

The following is the list of core skills, expertise and competencies identified by the Board of Directors. These are as required in the context of this business(es) and sector(s) for it to function effectively and those actually available with the Board:

1. Knowledge
2. Behavioural skills
3. Strategic thinking and decision-making
4. Financial skills
5. Technical/Professional skills and specialized knowledge to assist ongoing aspects of the business

Information supplied to the Board

Requisite information specified in Part A of Schedule II of Regulation 17 of LODR are made available to the Board, whenever applicable, for discussions and considerations at the Board Meeting. The agenda papers are circulated in advance to the Directors on the Board to ensure focussed and meaningful discussion. Every Board Meeting has presentation showcased on matters covering finance, marketing, operations, project planning and policy and any other material / significant development. In the case of business exigencies or urgency of matters, resolutions are passed by circulation and this same is put up to the Board / Committee in the next meeting for taking note thereof. An Action Taken Report (ATR) on decisions taken at the previous Board / Committee Meetings is placed at the immediately meetings.

As required under the Act and the Listing Regulations, the Board has constituted mandatory committees. The meetings of these Committees are held, whenever the need arises. Minutes of all the Committee Meetings are placed before the Board for taking note thereof.

The Board periodically reviews the compliance reports of laws applicable to the Company, and also the steps taken to rectify non-compliances, if any.

Board's Procedure

In addition to the key matters to be decided by the Board as per relevant statutes and rules, the Board also takes all major decisions involving large capital expenditure, mobilisation of resources, pricing policies, loans and investments, policies relating to borrowings and personnel, including employees' compensation.

CODE OF CONDUCT

The Board has approved and adopted a Code of Conduct for the Directors and Senior Management. The Code of Conduct has also been placed on Company's website at www.gmdcltd.com.

All the Board Members and Senior Management Personnel have affirmed compliance with the Code of Conduct during the Financial Year 2021-22. A declaration by the Managing Director to this effect is provided in "Annexure A" which forms a part of the Company's Annual Report 2021-22.

SEPARATE MEETINGS OF INDEPENDENT DIRECTORS

As required under Schedule IV of the Companies Act, 2013 read with Regulation 25(3) of the Listing Regulations, the Independent Directors of the Company held a meeting during the year without the attendance of Non-Independent Directors and Members of the Management. During the meeting they:

- i. reviewed the performance of Non-Independent Directors and the Board as a whole;
- ii. reviewed the performance of the Company's Chairperson, taking into account the views of Executive Directors and Non-Executive Directors;
- iii. assessed the quality, quantity and timeliness of the flow of information between the Company's Management and the Board, that is necessary for the Board to effectively and reasonably perform its duties.

All the Independent Directors effectively participate and interact during this meeting. During FY 2021-22, Independent Directors held their meeting through VC/OAVM on 21st March, 2022.

FAMILIARISATION PROGRAMME FOR INDEPENDENT DIRECTORS

There is a system in place to familiarise the Independent Directors about the Company. This is set in place by providing them with a Director's pack covering several key details about the Company. These details include the Company's operational and financial highlights, details on manufacturing plants with their installed capacities, products manufactured, CSR activities, its role, rights and responsibilities, nature of the industry, and the Company's business model, among other significant details. While considering the Quarterly and Annual Financial Results of the Company, a presentation is made to the Audit Committee and the Board, inter alia, covering its operational and financial performance.

The familiarisation programme is organized whenever a new Independent Director is appointed.

COMMITTEES OF THE BOARD

The Board has constituted the Audit Committee, Stakeholders' Relationship Committee, Nomination and Remuneration Committee, CSR Committee and Risk Management Committee as required under the provisions of the Companies Act, 2013 and Listing Regulations. Apart from the above mentioned committees, the Board also constituted a Tender Committee, Project Committee and the HR Committee.

Audit Committee

The Company's Audit Committee comprises the following directors. Of these, three are Independent Directors as on 31st March, 2022.

Sr.No.	Name of Director	Category
1.	Shri S. B. Dangayach	Non-Executive Director / Independent Director, Chairperson
2.	Shri Milind Torawane, IAS	Non-Executive Director / Promoter Director
3.	Shri Nitin Shukla	Non-Executive Director / Independent Director
4.	Prof. Shailesh Gandhi	Non-Executive Director / Independent Director

The Audit Committee, chaired by an Independent Director, met five times during the year under review - on 29.06.2021, 13.08.2021, 25.10.2021, 27.01.2022 and 31.03.2022. This was to discuss inter alia the Auditor's Report, adequacy of internal controls / internal audit system and functions, to review the unaudited quarterly financial results, quarterly limited review report, and cost audit report. During the year, the number of meetings of the Audit Committee and the attendance of Members at these meetings is stated as under:

No.	Name of Director	Meeting held during the tenure of Directors	No. of meetings attended	Position held in the Committee
1	Shri S. B. Dangayach	5	5	Chairman
2	Shri Milind Torawane, IAS	5	3	Member
3	Shri Nitin Shukla	5	5	Member
4	Prof. Shailesh Gandhi	5	5	Member

The Company Secretary acts as the Secretary to the Audit Committee.

The Chairman of the Audit Committee was present at the 58th Annual General Meeting of the Company held on 29th November, 2021 to answer shareholders' queries.

Terms of Reference of the Audit Committee

The terms of reference of the Audit Committee is governed by the provisions of Section 177 of the Companies Act, 2013 and rules framed thereunder and as per the Listing Regulations. The terms of reference, inter alia, include oversight of the Company's financial reporting process, review of annual financial statements, quarterly financial statements, internal control systems, internal audit reports, and the appointment of internal auditors, among others.

Nomination and Remuneration Committee

As per the provisions of Section 178 (1) of the Companies Act, 2013 read with Provisions of Listing Regulations, the Company has constituted the Nomination and Remuneration Committee. The Committee comprises of three Non-Executive Directors, out of which two are Independent Directors and the Committee Chairman is an Independent Director. The Committee has the role prescribed as provided under the Companies Act, 2013 and Listing Regulations.

Being a State Government company, the Directors do not draw any remuneration from the Company's except payment of sitting fees and out-of-pocket expenses. Moreover, as per the Company's policy, the salaries and wages of the Senior Management and Key Managerial Personnel and also of the Executive Supervisors and Workmen are fixed in line with the pay structure and duly approved by Gujarat Government.

The terms of reference of the Nomination and Remuneration Committee have been formulated in line with the requirement of Section 178 of the Companies Act, 2013 and rules framed thereunder and as per the Listing Regulations.

This Committee comprises of the following three Non-Executive Directors, of which two are Independent Directors, as on 31st March, 2022.

No.	Name of Director	Category
1	Shri S. B. Dangayach	Non-Executive Director / Independent Director, Chairman
2	Shri Milind Torawane, IAS	Non-Executive Director / Promoter Director, Member
3	Shri Nitin Shukla	Non-Executive Director / Independent Director, Member

GMDC's Company Secretary acts as the Secretary to the Nomination and Remuneration Committee.

The details of Remuneration and Sitting Fees paid to the Directors for the Financial Year 2021-22 are mentioned below, along with their respective shareholding in the Company.

No.	Name of Director	Remuneration Paid (₹)	Sitting Fees (₹)	No. of Shares held
1	Dr Rajiv Kumar Gupta, IAS	-	30,000*	NIL
2	Shri Roopwant Singh, IAS	-	NIL	NIL
3	Shri Milind Shivaram Torawane, IAS	-	22,500*	NIL
4	Smt. Sonal Mishra, IAS	-	22,500*	NIL
5	Smt. Gauri Kumar, IAS (Retd)	-	7,500	NIL
6	Shri S. B. Dangayach	-	45,000	NIL
7	Shri Nitin Shukla	-	45,000	NIL
8	Prof. Shailesh Gandhi	-	37,500	NIL

*Paid into Government Treasury

During the period under review, the meeting of the Nomination and Remuneration Committee was held on 14.03.2022.

Risk Management Committee

As per the Listing Regulations, the Company has constituted a Risk Management Committee consisting of the following Directors as Members, as on 31st March, 2022:

No.	Name of Director	Category
1	Shri Roopwant Singh, IAS	Executive Director/Promoter Director, Chairman
2	Shri Nitin Shukla	Non-Executive Director/Independent Director, Member
3	Shri S. B. Dangayach	Non-Executive Director/Independent Director, Member

The role of the Risk Management Committee is as provided under the SEBI Listing Regulations.

During the period under review, two meetings of the Risk Management Committee were held on 14.3.2022 and 31.3.2022.

Stakeholders Relationship Committee

The Company has constituted a "Stakeholders Relationship Committee". This Committee looks into the redressal of shareholders'/investors' grievances, if any, regarding transfer / transmission / demat of shares, loss of Share Certificates, Non-receipt of Annual Report, Dividend Warrants, Re-payment of principal and/or interest on fixed deposits etc., The Company has no transfer pending at the close of the Financial Year.

The composition of this Committee during the year under review as on 31st March, 2022 was as under:

No.	Name of Director	Category
1	Shri S. B. Dangayach	Non-Executive Director / Independent Director, Chairman
2	Shri Roopwant Singh, IAS	Executive Director / Promoter Director, Member
3	Shri Milind Torawane, IAS	Non-Executive Director / Promoter Director, Member

The details of the complaints received, solved and pending are as under:

Period	Complaints Received	Complaints Redressed
01-04-2021 to 30-06-2021	0	0
01-07-2021 to 30-09-2021	0	0
01-10-2021 to 31-12-2021	0	0
01-01-2022 to 31-03-2022	0	0
Total	0	0

The Company Secretary acts as Secretary of the “Stakeholders Relationship Committee”

During the period under review, meeting of the Stakeholders Relationship Committee was held on 14.3.2022.

Compliance Officer:

GMDC’s Company Secretary, Mr. Joel Evans, who is also the Compliance Officer, can be contacted at:-

Gujarat Mineral Development Corporation Limited

Reg. Office : Khanij Bhavan, 132 Ft Ring Road, Nr. University Ground, Vastrapur, Ahmedabad 380 052.

Telephone : +91 2791 3200, +91 2791 1151

Email : cosec@gmdcltd.com

The Company has entered into a comprehensive agreement with M/s. MCS STA Limited, Ahmedabad to act as the Share Transfer Agent and the Depository Registrar (STA & DR) to attend to transfers/ transmission requests and co-ordinate with Depositories and Depository Participants.

As per the Listing Regulations, the Company Secretary is appointed as the Compliance Officer and the activities of the Share Transfer Agent are under the supervision of the Compliance Officer.

Corporate Social Responsibility Committee (CSR Committee)

The Corporate Social Responsibility Committee (CSR Committee) of the Company comprises of the following three Executive/Non-Executive Directors. Of these one is an Independent Director, as on 31st March, 2022.

No.	Name of Director	Category
1	Shri Roopwant Singh, IAS	Executive Director / Promoter Director, Chairman
2	Shri Milind Torawane, IAS	Non-Executive Director / Promoter Director, Member
3	Shri S. B. Dangayach	Non-Executive Director / Independent Director, Member

The Committee is preliminarily responsible for formulating and recommending to the Board of Directors a Corporate Social Responsibility (CSR) Policy and monitoring the same from time to time. It is also responsible for the amount of expenditure to be incurred on the activities pertaining to CSR and monitoring CSR activities.

The Company has formulated a CSR Policy and the same is available at the Website of the Company at:

http://www.gmdcltd.com/downloads/csr_policy.pdf

GENERAL BODY MEETINGS

(a) The last three Annual General Meetings of the Company were held at Ahmedabad at the time, dates and venue mentioned below :

Year	Date	Time	Venue / Deemed Venue
2018-19	30.09.2019	11:00 AM	Registered Office of the Company, at Khanij Bhavan,
2019-20*	31.12.2020	12:30 PM	132' Ring Road, Near University Ground,
2020-21*	29.11.2021	12.00 Noon	Vastrapur, Ahmedabad – 380 052

* Meeting conducted through VC/OAVM

- (a) No Extra Ordinary General Meeting was held during any of the last three financial years.
 (b) No special resolution was put through postal ballot in the previous financial year.
 (c) No special resolution proposed to be put through postal ballot this year.

DISCLOSURES

- (a) The Company has no materially significant related party transaction i.e. transactions that may have potential conflicts with the interest of the Company at large with its Promoters, Directors or Management, and their subsidiaries or relatives.

For details, about other related parties transactions, see Note No. 2.44.02 of Notes on Financial statements.

A Related Party Transaction Policy has been formulated in order to regulate the transactions between the Company and Related Parties. The Related Party Transaction Policy is available at the Company's website at: <https://www.gmdcltd.com/en/corporate-policies-gmdc>.

- (b) In the preparation of financial statements, there is no treatment different from that prescribed in the accounting standards.
- (c) The Company has adopted an integrated approach to manage the risks inherent in the various aspects of business.
- (d) Pursuant to the provisions of Regulation 17 (8) of the Listing Regulations, the Managing Director and the Chief Financial Officer have issued a certificate to the Board of Directors for the financial year ended on 31st March, 2022.
- (e) The Company, in preparation of financial statements, has followed the treatment laid down in the Accounting Standards prescribed by the Institute of Chartered Accountants of India (ICAI). There are no audit qualifications in the Company's financial statements for the period under review.
- (f) Total fees for all the services rendered by the Statutory Auditor is given below:

Name of the Statutory Auditor M/s J. P. Gupta & Co	Total Amount (₹ in Lakh)
Statutory Audit	11.09
Other Services (including reimbursement of expenses)	4.03

CERTIFICATION FROM COMPANY SECRETARY IN PRACTICE

M/s Gaudana and Gaudana, the practising Company Secretary, has issued a certificate as required under the Listing Regulations, confirming that none of the Directors on the Board have been debarred or disqualified from being appointed or continuing as director of companies by SEBI/ Ministry of Corporate Affairs or any such statutory authority. The certificate is enclosed with the section as "Annexure D".

MEANS OF COMMUNICATION

The Company communicates with its shareholders through its Annual Report, the publication of quarterly financial results in newspapers and through its website. Further, the financial results of the Company as published in the financial daily newspapers are also displayed on the Company's website www.gmdcltd.com for the information of shareholders and investors.

Type of Result	Date of publication	Daily News Paper (English)	Daily News Paper (Gujarati)
Quarter ending June 2021	30/7/2021	Business Standard	Financial Express
Quarter ending September 2021	26/10/2021	Financial Express	Financial Express
Quarter ending December 2021	28/1/2022	Business Standard	Financial Express
Financial Year 2021-22	26/4/2022	Financial Express and other Newspapers	Financial Express and other Newspapers

The Annual Report, Quarterly Results, Quarterly Corporate Governance Report and Shareholding Pattern of the Company are filed with the Stock Exchanges within the prescribed time.

DISCLOSURE UNDER THE SEXUAL HARASSMENT OF WOMEN AT WORKPLACE (PREVENTION, PROHIBITION AND REDRESSAL) ACT, 2013

The Company remains committed to ensure that all its employees work in an environment that not only promotes diversity and equality, but also encourages mutual trust, equal opportunity and respect for human rights. It is committed to provide a safe work environment that also ensures every woman employee is treated with dignity, respect and is afforded equal treatment.

The Company has formulated a policy on Prevention of Sexual Harassment. This is in accordance with the provisions of the Sexual Harassment of Women at Workplace (Prevention, Prohibition and Redressal) Act, 2013 and the Rules made thereunder. This is aimed at providing every woman at the workplace a safe, secure and dignified work environment.

The Company has constituted an Internal Complaints Committee to redress the complaint(s).

Details of the Complaints in FY 2021-22

No. of Complaints filed during the Financial Year	NIL
No. of Complaints disposed of during the Financial Year	NIL
No. of Complaints pending as on end of the Financial Year	NIL

GENERAL SHAREHOLDER INFORMATION**AGM Date, Day, Time and Venue**

Date of AGM	: 30th September, 2022
Day	: Friday
Time	: 12:00 Noon
Venue	: VC/OAVM - Deemed Venue Registered Office of the Company Khanij Bhavan, 132 Ft. Ring Road, Near University Ground, Vastrapur, Ahmedabad - 380052

Financial Calendar (tentative)*

Period	Tentative Schedule
1st quarter results ending 30th June	Within 45 days of the end of the quarter
2nd quarter results ending 30th September	Within 45 days of the end of the quarter
3rd quarter results ending 31st December	Within 45 days of the end of the quarter
4th quarter results ending 31st March	Within 60 days of the end of the year in case of Audited Results

Date of 'Book Closure'

The Register-of-Members and the Share Transfer Register of the Company would remain closed from 24th September, 2022 to 30th September, 2022 (both days inclusive) for the purpose of ascertaining the list of shareholders entitled for dividend, if any, declared at the ensuing Annual General Meeting and approved by the shareholders.

Dividend Payment Date and Dividend Distribution Policy

The dividend, if declared at the Annual General Meeting and approved by the shareholders, would be paid to shareholders within 30 days from the date of declaration. The Company has put in place a Dividend Distribution Policy, which is available at <http://www.gmdcltd.com/en/corporate-policies-gmdc>

Listing of Shares

The equity shares of the Company are listed on the Bombay Stock Exchange Ltd. (BSE) and the National Stock Exchange (NSE) of India Ltd. The Listing Fee has been paid to BSE and NSE till the year FY 2021-22. The Company has also paid custodial fees to National Securities Depository Ltd. and Central Depository Services (India) Ltd. for FY 2021-22.

Name of The Stock Exchange	Stock Code
National Stock Exchange of India Ltd.	GMDCLTD
The Stock Exchange, Mumbai	532181

Stock Market Data

The high and low market price during each month in the Financial Year 2021-22, as quoted in the National Stock Exchange, was as under:

Month	National Stock Exchange			CNX NIFTY
	High	Low	Closing*	Closing *
April 2021	61.70	51.80	58.80	14631.10
May 2021	83.35	60.15	73.15	15582.80
June 2021	81.70	67.60	67.85	15721.50
July 2021	73.40	64.00	69.70	15763.05
August 2021	73.70	57.60	70.15	17132.20
September 2021	76.60	65.00	74.95	17618.15
October 2021	83.25	70.50	73.45	17671.65
November 2021	74.90	64.50	64.80	16983.20
December 2021	76.90	64.30	73.85	17354.05
January 2022	122.90	73.10	114.00	17339.85
February 2022	152.10	110.70	132.65	16793.90
March 2022	197.80	131.00	189.75	17464.75

*at the end of the month

Registrar and Share Transfer Agent (For Physical and Demat)

M/s. MCS STA Limited
101, Shatdal Complex, 1st Floor, Opp. Bata Show Room,
Ashram Road, Ahmedabad - 380 009
Tel. : 26580461-62-63
Fax : 079 26581296
Email : mcsstaahd@gmail.com

Share Transfer System

In compliance with the Listing Regulations, the Company has also delegated the powers of share transfer to its Registrar and Share Transfer Agent. All the transfers received are processed by the Company's Share Transfer Agent. A fortnightly report is submitted to the Company which is periodically placed before the Board of Directors.

A qualified practicing Company Secretary carried out Reconciliation of Share Capital Audit to reconcile the total admitted capital with NSDL and CDSL and the total issued and listed capital. The Audit confirms that the total issued/paid-up capital is in agreement with the aggregate of the total number of shares in physical form and the total number of shares in dematerialised form (held with NSDL and CDSL). Pursuant to Regulation 40(9) of SEBI (Listing Obligations and Disclosure Requirements) Regulations, 2015 certificates, on half-yearly basis have been issued by a Company Secretary-in-Practice for due compliance of share transfer formalities by the Company.

Report on Corporate Governance

As per Regulation 27(2) of SEBI Listing Regulation, 2015, the Company regularly submits quarterly reports on Corporate Governance to the Stock Exchanges, within the prescribed period.

Shareholding Pattern

The pattern of equity share holding of the Company as on 31st March, 2022 was as under:

Category	No. of Shares	% to Total
Government of Gujarat	235320000	74.00
Mutual Funds	2799365	0.88
Financial Institutions/Banks	514	0.00
Insurance Companies, Foreign Institutional Investors, Bodies Corporate	23871156	7.51
Individuals, HUFs, NRIs, Trusts	56008965	17.61
Total	318000000	100.00

Distribution of Shareholding as on 31st March, 2022

Shareholding of Nominal Value of Shares (in ₹)	Shareholders		No. of Shares
	Number of Shareholders	Number of shares held	% to Total
(1)	(2)	(3)	(4)
Up to - 500	96038	10897585	3.43
501 - 1000	7046	5767682	1.81
1001 - 2000	3486	5388929	1.69
2001 - 3000	1147	2967605	0.93
3001 - 4000	533	1930345	0.61
4001 - 5000	507	2425514	0.76
5001 - 10000	798	6069089	1.91
10001 - 50000	531	11140152	3.50
50001 - 100000	57	3821903	1.20
100001 and above	81	267591196	84.15
Total	110224	318000000	100.00

The Company has filed the Shareholding Pattern with the NSE and BSE on a quarterly basis within the prescribed time, as per Regulation 31 of the Listing Regulation Company.

Dematerialisation of Shares

Consequent upon the compulsory demat of the equity shares of the Company as notified by SEBI, as on 31st March, 2022 about 99.85% of the equity capital offered to the public is in Demat Form. The equity shares of the promoters are also in Demat Form.

Particulars	No. of Equity Shares	% to Share Capital
NSDL	52794421	16.60
CDSL	264766274	83.26
Physical (Public)	439305	0.14
Total	318000000	100.00

Outstanding GDRs/ADRs/Warrants or any convertible instruments, conversion date and likely impact on equity:

The Company has not issued any of these instruments.

PLANT LOCATIONS

Lignite Projects	Umarsar	Dist. Kutch
	Rajparadi	Dist. Bharuch
	Mata-no-Madh	Dist. Kutch
	Tadkeshwar	Dist. Surat
	Surkha	Dist. Bhavnagar
Fluorspar Project	Kadipani	Dist. Vadodara
Multi Metal Project	Ambaji	Dist. Banaskantha
Bauxite Projects	Gadhsisa	Dist. Kutch
	Mevasa	Dist. Devbhumi Dwarka
Manganese Project	Shivrajpur	Dist. Panchmahal
Power Project	Nani Chher	Dist. Kutch
Wind Power	Maliya	Dist. Rajkot
	Godsar	Dist. Porbandar
	Jodiya	Dist. Jamnagar
	Bada	Dist. Kutch
	Varvala	Dist. Jamnagar
	Bhanvad	Dist. Jamnagar
	Rojmal	Dist. Bhavnagar, Amreli and Rajkot
Solar Project	Panandhro	Dist. Kutch

Address for Correspondence:

Shareholders correspondence may be addressed to the Company Secretary and sent to the Company's Registered Office at the address:

Gujarat Mineral Development Corporation Limited
 Khanij Bhavan, 132 Ft. Ring Road, Near University Ground, Vastrapur, Ahmedabad – 380 052
 Telephone : (079) 2791 3501 / 3200
 E-mail : cosec@gmdcltd.com
 Website : www.gmdcltd.com

CEO / CFO CERTIFICATE

The Chief Executive Officer and Chief Financial Officer have issued necessary certificates pursuant to the provisions of Listing Regulations, and the same is annexed at **"Annexure B"** and forms a part of this Annual Report.

COMPLIANCE CERTIFICATE ON CORPORATE GOVERNANCE

A certificate from M/s J N Gupta and Co., Chartered Accountants, Statutory Auditors regarding the compliance of conditions of Corporate Governance by the Company for the year ended March 31, 2022 as stipulated in Regulation 17 to 27 and clause (b) to (i) of regulation 46(2) and para C and D of Schedule V of the SEBI (Listing Obligations and Disclosure Requirements) Regulations, 2015 (the "Listing Regulations") as amended from time to time is annexed at **"Annexure C"** in the Corporate Governance Report and forms part of the Annual Report.

VIGIL MECHANISM / WHISTLE BLOWER POLICY

The Company has a Vigil Mechanism/Whistle Blower Policy to deal with instances of fraud and mismanagement if any. The Company being the Government Company is already covered under the government vigil mechanism. It ensures that strict confidentiality is maintained while dealing with the concerned. It also ensures that no discrimination is meted out to any person for any genuinely raised concern. The Vigil Mechanism is administered through the Company's HR Department. The policy also has a provision of protection against victimisation towards the Whistle Blower. It also provides for direct access to the Chairman of the Audit Committee and is available on the website of the Company www.gmdcltd.com.

SUBSIDIARY COMPANIES

The Company does not have any material subsidiary whose net worth exceeds 20% of the consolidated net worth in the Holding Company during the immediately preceding accounting year or has generated 20% of its consolidated income during the previous financial year. Accordingly, no policy on material subsidiary has been formulated.

Annexure A

Declaration regarding Compliance of Code of Conduct by Directors and Senior Management Personnel of the Company

The Company has adopted a Code of Conduct for Directors and Senior Management Personnel, as per the provisions of Listing Regulations relating to Corporate Governance.

The Directors and Senior Management have affirmed compliance with the said Code during the Financial Year 2021-22.

Date: 12/08/2022
Place: Ahmedabad

For Gujarat Mineral Development Corporation Ltd.

Roopwant Singh, IAS
Managing Director

Annexure B

Certificate by CEO and CFO

- A. We have reviewed financial statements and the cash flow statement for the year 2021-22 and that to the best of our knowledge and belief:
- (1) these statements do not contain any materially untrue statement or omit any material fact or contain statements that might be misleading;
 - (2) these statements together present a true and fair view of the Company's affairs and are in compliance with existing accounting standards, applicable laws and regulations.
- B. There are, to the best of our knowledge and belief, no transactions entered into by the Company during the year which are fraudulent, illegal or volatile of the Company's code of conduct.
- C. We accept responsibility for establishing and maintaining internal controls for financial reporting and that we have evaluated the effectiveness of internal control systems of the company pertaining to financial reporting and we have disclosed to the auditors and the audit committee, deficiencies in the design or operation of such internal controls, if any, of which we are aware and the steps we have taken or propose to take to rectify these deficiencies.
- D. We have indicated to the auditors and the audit committee:
- (1) significant changes in internal control over financial reporting during the year;
 - (2) significant changes in accounting policies during the year and that the same have been disclosed in the notes to the financial statements; and
 - (3) instances of significant fraud of which we have become aware and the involvement therein, if any, of the management or an employee having a significant role in the Company's internal control system over financial reporting.

L. Kulshrestha
CGM & CFO

Roopwant Singh, IAS
Managing Director

Annexure C

Corporate Governance Compliance Certificate

Nominal Capital : ₹ 1,50,00,00,000/-
Paid-up Capital : ₹ 63,60,00,000/-

To,

The Members of

Gujarat Mineral Development Corporation Limited

(CIN : L14100GJ1963SGC001206)

Khanij Bhavan, Near University Ground, 132 Ft. Ring Road,
Vastrapur, Ahmedabad, Gujarat - 380052, India.

We have examined the compliance of conditions of Corporate Governance by ('the company') along with relevant registers, records, forms, returns and disclosures received from the Directors of Company for the year ended 31st March, 2022 as stipulated in regulations 17 to 27 and clauses (b) to (i) of sub-regulation (2) of Regulation 46 and Para C, D and E of Schedule V of the Securities and Exchange Board of India (Listing Obligations and Disclosure Requirements) Regulations, 2015 (collectively referred to as 'SEBI Listing Regulations, 2015').

The compliance of the conditions of Corporate Governance is the responsibility of the Company's Management. Our examination was limited to the review of procedures and implementation thereof, adopted by the Company for ensuring the compliance of the conditions of Corporate Governance as stipulated in the said SEBI Listing Regulations, 2015. It is neither an audit nor an expression of opinion on the financial statements of the Company.

In our opinion and to the best of our information and according to the explanations given to us, based on representations made by the Directors and the Management, we certify that the Company has complied with the conditions of Corporate Governance, as stipulated in the SEBI Listing Regulations, 2015.

We state that as at 31st March, 2022, no investor grievance was pending for a period of one month against the Company, as per the records maintained and presented to Stakeholders' Relationship Committee.

We further state that such compliance is neither an assurance as to the future viability of the Company nor the efficiency or effectiveness with which the Management has conducted the affairs of the Company.

J. N. Gupta & Co
Chartered Accountants
(FRN: 006569C)

CA Jagdish Narain Gupta
Membership No. 400438
UDIN: 22400438ANZXNN6811

Place: Ahmedabad
Date: 01/08/2022

Annexure D

Certificate on Non-Disqualification of Directors

(Pursuant to Regulation 34(3) and Schedule V Para C clause (10) (i) of the SEBI (Listing Obligations and Disclosure Requirements) Regulations, 2015)

To,

The Members of
Gujarat Mineral Development Corporation Limited
(CIN: L14100GJ1963SGC001206)
 Khanij Bhavan, Near Gujarat University Ground,
 132 Ft Ring Road, Vastrapur, Ahmedabad, Gujarat 380052.

We have examined the relevant registers, records, forms, returns and disclosures received from the Directors of **Gujarat Mineral Development Corporation Limited** having CIN **L14100GJ1963SGC001206** and having registered office at **Khanij Bhavan, Near Gujarat University Ground, 132 Ft. Ring Road, Vastrapur, Ahmedabad, Gujarat 380052, India** (hereinafter referred to as 'the Company'), produced before us by the Company for the purpose of issuing this Certificate, in accordance with Regulation 34(3) read with Schedule V Para-C Sub clause 10(i) of the Securities Exchange Board of India (Listing Obligations and Disclosure Requirements) Regulations, 2015.

In our opinion and to the best of our information and according to the verifications (including Directors Identification Number (DIN) status at the portal www.mca.gov.in) as considered necessary and explanations furnished to us by the Company & its officers, we hereby certify that none of the Directors on the Board of the Company as stated below for the Financial Year ending on 31st March, 2022 have been debarred or disqualified from being appointed or continuing as Directors of companies by the Securities and Exchange Board of India, Ministry of Corporate Affairs, or any such other Statutory Authority.

Sr. No.	Name of Director	Director Identification Number (DIN)	Date of Appointment in Company
1	Dr. Rajiv Kumar Gupta	03575316	28/06/2021
2	Shri Roopwant Singh	06717937	14/06/2021
3	Smt. Sonal Mishra	03461909	18/06/2015
4	Shri Milind Shivaram Torawane	03632394	01/10/2019
5	Shri Nitin Chandrashanker Shukla	00041433	14/10/2014
6	Shri Satyanarayan Banwarilal Dangayach	01572754	14/10/2014
7	Prof. Shailesh Gandhi	02685385	03/12/2015
8	Smt. Gauri Kumar	01585999	07/06/2019

Ensuring the eligibility of the appointment / continuity of every Director on the Board is the responsibility of the management of the Company. Our responsibility is to express an opinion on these based on our verification. This certificate is neither an assurance as to the future viability of the Company nor of the efficiency or effectiveness with which the management has conducted the affairs of the Company.

For **Gaudana & Gaudana**
 (Company Secretaries)

CS Arvind Gaudana
 Senior Partner
FCS No: 2838
C.P. No: 2183
UDIN: F002838D000723536

Place : Ahmedabad
Date : 01/08/2022

Annexure VIII

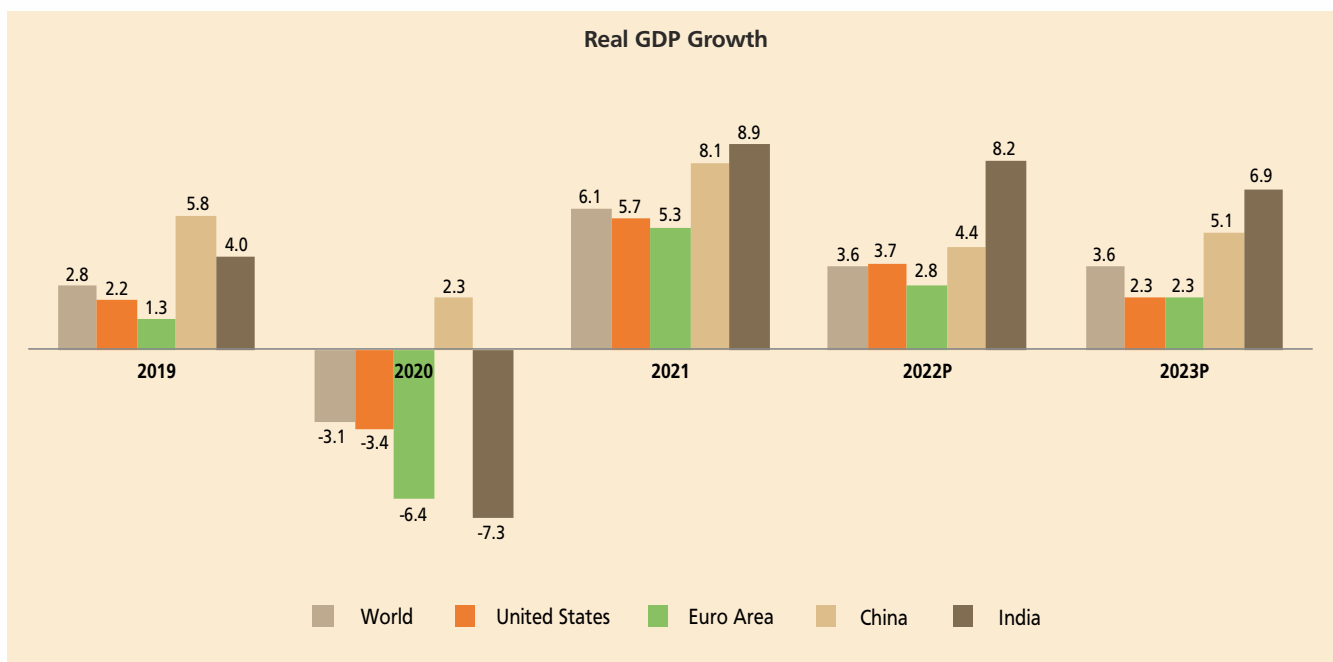
MANAGEMENT DISCUSSION AND ANALYSIS REPORT

2021-22

ECONOMIC OVERVIEW

The global economy recovered in 2021 following the disruption caused by COVID-19 in 2020. On the back of international collaboration in adapting functional health policies and efficient fiscal and monetary policies across the globe coupled with vaccinations across the globe, the world economy grew by 5.8% in 2021, compared to a contraction of 3.3% in 2020, as stated by International Monetary Fund (IMF). Global recovery has spearheaded by the emerging markets and developing economies growing its gross domestic product (GDP) at an average of 6.8% and the advanced economies growing at an average of 5.2%. The biggest contributors to growth in developing economies were China and India, estimated to be growing at 8.1% and 8.9%, respectively.

WORLD ECONOMIC OUTPUT (%)



Source: IMF World Economic Outlook April 2022

Post COVID-19, the global economy was on a recovery phase. However, the ongoing Russia and Ukraine war coupled with the possibilities of another wave of COVID is expected to impact the global economic growth in 2022 and 2023. With the war, the inflation is expected to remain elevated for a longer timespan than previously forecasted by IMF. Inflation is projected at 5.7% for advanced economies and 8.7% for emerging and developing economies in 2022. Further, to reduce the impact of rising energy prices, many governments will need to diversify their energy sources and boost efficiency wherever possible in the near future. Increased output in OECD nations, a lack of protectionism, and multilateral logistics support will benefit the countries most harmed by a disruption in supplies from Russia and Ukraine.

INDUSTRY OVERVIEW

GLOBAL MINING SCENARIO

Since the beginning of industrialisation in the 19th century, coal has had a significant impact on the world's energy supply. Coal remains one of the leading energy sources among all non-renewable sources. The global production of coal has been steadily rising in recent years. It plays a vital role in global electricity generation markets and steel manufacturing markets. There has been an increasing demand driven by coal requirements for several purposes. Four of the world's six largest coal producing companies have increased their output. India, Indonesia and Russia produce the largest output ever.

Despite a slowing global economy and lockdowns in China, soaring natural gas prices following Russia's invasion of Ukraine are propping up the world's use of coal this year. Based on current economic and market trends, global coal consumption is forecast to rise by 0.7% in 2022 to 8 billion tonnes. Worldwide coal consumption rebounded by about 6% in 2021 as the global economy recovered rapidly from the initial shock of the COVID-19 pandemic. Based on the current trends, global demand for coal is set to rise to a record high of 8,025 Mt in 2022, and will sustain the growth trend till 2024.

While there have been concerns related to the environmental damage caused by coal mining and coal power production, coal continues to remain the world's largest source of fuel, with several nations still heavily relying heavily on the commodity to provide electricity. Industry revenue is primarily a function of the yearly production of coal and the changes in coal prices, which are subject to significant fluctuations owing to changing global supply and demand conditions.¹

Global coal demand may well hit a new all-time high in the next two years. The global coal mining industry is expected to maintain a CAGR of 2% till 2022. However, coal consumption at a global level is projected to adhere to the pattern seen in the previous decade: declines in advanced economies offset by growth in emerging and developing economies. Global coal trends will be shaped largely by China and India, which together account for two-third of the total global coal consumption. This is despite the nations' efforts to increase renewables and other low-carbon energy sources.²

INDIAN ECONOMY

The Indian economy grew at 8.7% in FY 2021-22, according to the National Statistical Office (NSO) data released. This is against a contraction of 6.6% in the previous fiscal of FY 2020-21. In FY 2022-23, the Indian economy is on course to achieve the projected 8-8.5% growth based on sustained growth momentum in high-frequency indicators. Rapid growth in India's economy is expected to resume over the medium-term outlook after disruptions owing to the COVID-19 pandemic in 2020-21. Over the past two decades, the size of India's economy has risen from 1.4% of world GDP in 2000 to 3.3% by 2021 and is projected to rise further to 7.4% by 2040. Also, by 2040, India's GDP is projected to overtake both Germany and Japan, which would place India as the world's third largest economy after the US and China.

Amidst the challenges that emerged with the COVID-19 pandemic and led to disruptions in the supply chain and pushed inflation higher, the Indian government introduced several economic policies to cushion the impact on the domestic economy and help the vulnerable sections of the society and the business sector weather the crisis. Through these policies, the Government significantly increased capital expenditure on infrastructure projects to build back medium-term demand. It also implemented supply-side measures aggressively to prepare the economy for sustained long-term expansion. With the COVID-19 vaccination drive having covered a majority of the Indian population, and with recovering economic momentum and the projected long-term benefits of supply-side reforms in the pipeline, the Indian economy is poised to witness a healthy GDP growth in the financial year FY 2022-23.

COAL SECTOR PERSPECTIVE

Demand for coal has been strong and is expected to rise by 7% as the economy grows and the use of electricity expands. A growing economy and rising electrification is forecast to drive growth of coal demand higher by 4% per year. India's growing appetite for coal is projected to add 130 million tonnes (Mt) to its demand between 2021 and 2024. In most industrial purposes where usage of coal is higher, such as iron and steel production, not many technologies are able to replace its usage in the short term.

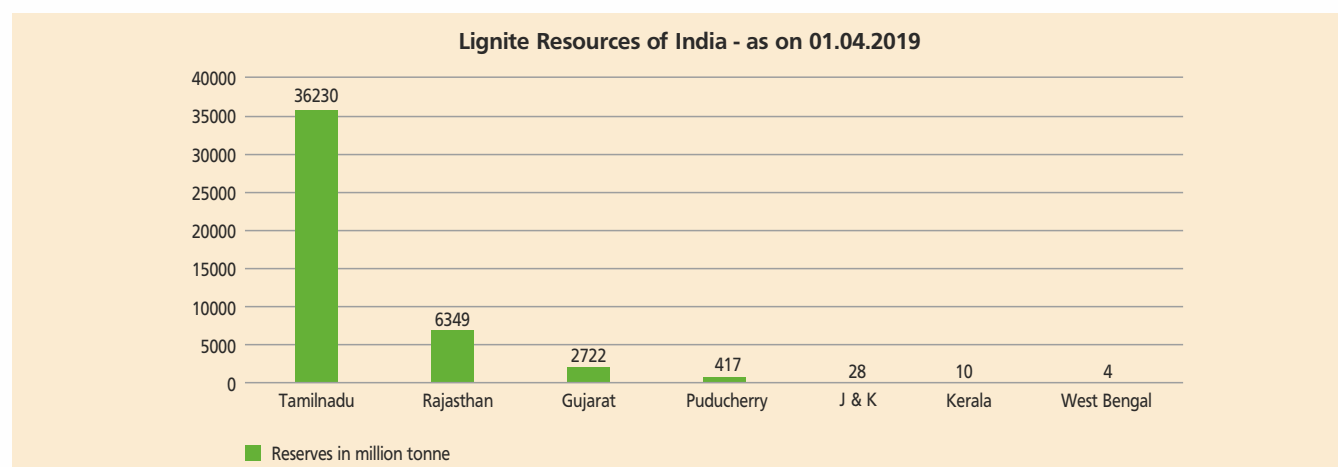
India's coal sector recorded a production of 777.23 MT in fiscal year 2021-22. This is a rise of 8.55% over the previous year's 716 MT. During the same period, coal despatches increased by 18.43% to 818.04 MT, compared to 690.71 MT in FY 2020-21.

INDUSTRY STRUCTURE AND DEVELOPMENT

India is home to 1,531 operating mines. There are 95 minerals being produced in India, which includes 4 fuel minerals, 10 metallic minerals, 23 non-metallic minerals, 3 atomic minerals and 55 minor minerals (including building and other materials). The country endowed with large reserves of coal and lignite, iron ore, bauxite, chromium, manganese ore, baryte, rare earth and mineral salts.

Lignite

Lignite deposits occur in the Tertiary sediments in the southern and western parts of peninsular shield, particularly in Tamil Nadu, Puducherry, Kerala, Gujarat, Rajasthan and Jammu & Kashmir. India's lignite reserves are estimated at 46.02 Billion Tonne (as on 1st April, 2020).

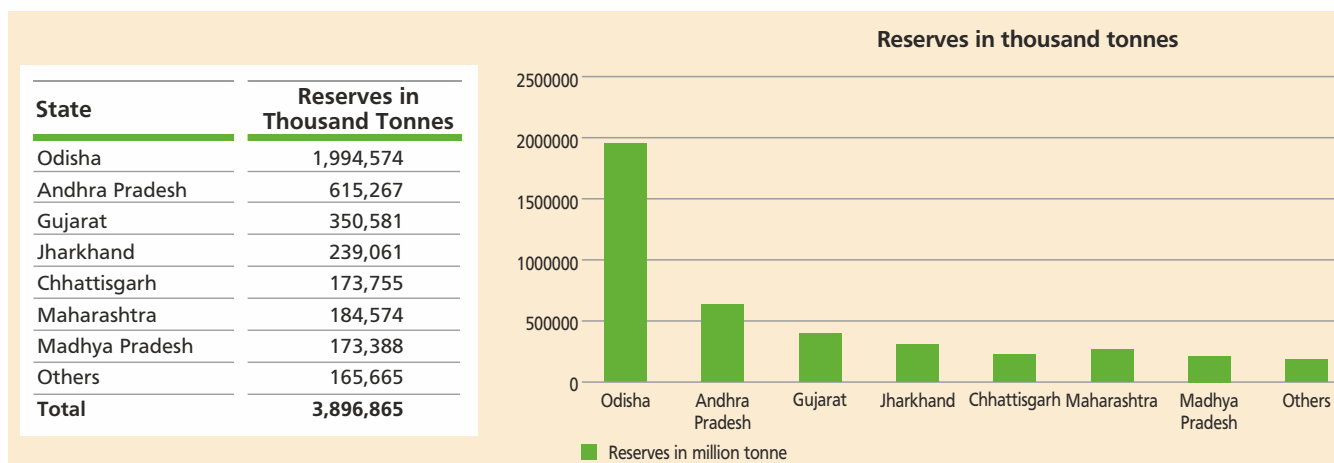


¹ <https://www.ibisworld.com/global/market-research-reports/global-coal-mining-industry/>

² <https://iea.blob.core.windows.net/assets/f1d724d4-a753-4336-9f6e-64679fa23bbf/Coal2021.pdf>

Bauxite

The nation is also richly endowed with bauxite resources, which is the basic raw material for aluminium production. India's estimated bauxite reserves (proven and probable) stand at 593 MT. India ranks 7th in the world in terms of the reserve base for bauxite. The country's state-wise bauxite reserves are as below:



FAVOURABLE GOVERNMENT POLICIES

To promote the mineral and mining sector, the Government has provided structural policy interventions, paving the way for future development in the mining sector. Some key government policies are as below:

- The Mineral Laws (Amendment) Bill, 2020 aims to open a new era in Indian coal and mining sector, specially to promote the 'Ease of Doing Business'. This will boost coal production and reduce our dependency on coal imports.
- The National Mineral Policy attempts to usher in more transparency, better regulation and enforcement, resulting in balanced socio-economic growth and sustainable mining practices.
- To accelerate development in the Indian mining sector, the Government permitted Foreign Direct Investment (FDI) of up to 100% under the automatic route to explore and exploit all non-fuel and non-atomic minerals and process all metals for metallurgy. The FDI cap in mining and exploration of metal and non-metal ores has been increased to 100% under the automatic route. The Government has also allowed 100% FDI in coal mining.
- In a bid to liberalize the coal mining sector, the Government threw open coal mining operations to the private sector and also to non-coal companies. This commercial coal mining is expected to bridge the gap between India's demand and supply of coal by leveraging the private sector to increase the nation's coal production.
- An increased focus is being adhered to on upgradation of skill-sets to foster adaptation of new state-of-the-art technology in coal mining. Steps are being taken to increase the capacity and quality of training infrastructure and trainers in order to address human resource needs.

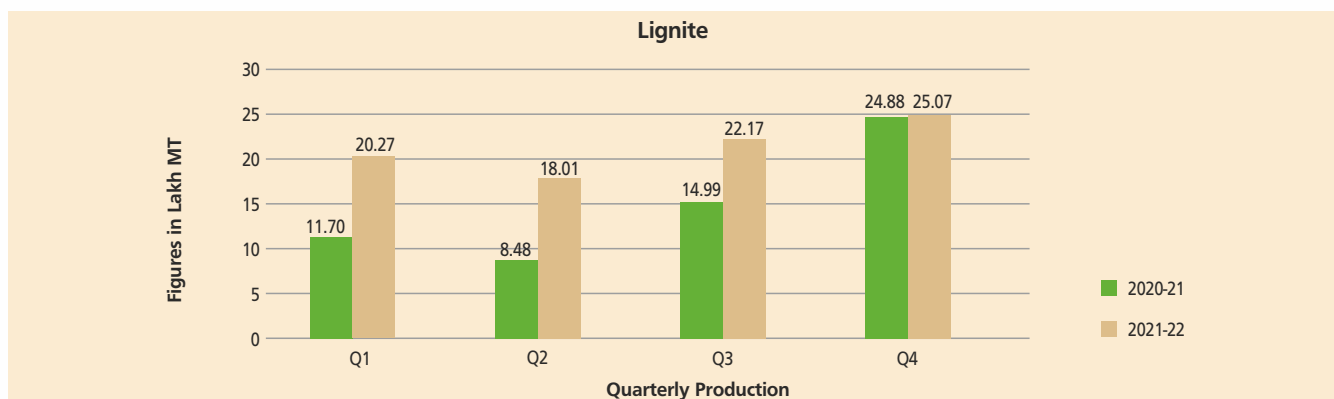
PERFORMANCE OF GUJARAT MINERAL DEVELOPMENT CORPORATION (GMDC)

A. Product wise performance

a. Lignite

Lignite mining is the key operation of GMDC, which is also its largest merchant seller in the country. The Company currently has 5 operational Lignite mines located in Kutch, South Gujarat and Bhavnagar region. These active mines produced an aggregate 85.52 Lakh MT of Lignite during FY 2021-22, rising 42% year-on-year. Total revenue from Lignite sales stood at ₹ 2,475 Crore, up 113% from the previous year.

The year witnessed a steep rise in demand for domestic lignite as the prices for imported coal touched high levels. In an increasing demand scenario, GMDC ramped up its lignite production. With the adoption of a dynamic pricing mechanism, the Company managed to achieve one of its best production levels in its entire history. The below chart discusses its quarter-on-quarter improvement in lignite production during FY 2021-22.



b. Bauxite

GMDC also operates Bauxite mines in the state of Gujarat. The Company is currently mining nine Bauxite deposits, of which eight are in Kutch (Gadhsisa Group of Bauxite Mines) and one is in Devbhumi Dwarka (Mevasa Bauxite Mines). The Bauxite deposits in Gujarat are clustered deposits with numerous pockets present in the nearby vicinity. In FY 2021-22, the Company produced 3.96 Lakh MT of Bauxite from its operating mines. Its production capacity is likely to stabilise in the coming years.

c. Power Generation

The Power Division of GMDC consists of a 250 MW Akrimota Thermal Power Station (ATPS), 200.9 MW Wind Power Plants and 5 MW of Solar Power Plants.

Akrimota Thermal Power Station (ATPS)

Power generation and Plant Load Factor of the Akrimota Thermal Power Station (ATPS) stood at 589.690 Million Units and 27% PLF, respectively, during FY 2021-22. During the year under review, the plant witnessed significant improvement in its operations. The cash loss from the power station during the fourth quarter of the year was Nil. M/s A T Kearny has been taken on board as a strategic adviser to take informed decisions in respect of the power plant.

Wind Power

GMDC has a Wind Power capacity of 200.9 MW currently at different locations in Gujarat. The Plant Load Factor of wind projects stood at 19% in FY 2021-22, with total power generation of 326.27 Million Units during the year.

Solar Power

The Company's 5 MW Solar Power Project is located at Panandhro Lignite Mines. The plant generated 7.03 Million Units of power during the year with a Plant Load Factor of 15.66%.

d. Exploration Activities

Exploration activities are kept ongoing in the upcoming project area and the unexplored area of existing mines as required. This is to establish the behaviour of mineral deposits, along with the quality and quantity of the ore.

Exploration activities include planning based on the requirement and field feasibility using geological mapping and geo-physical surveys, drilling, core logging for details of lithology, thickness, grain size, colour and megascopic characters and other related details. It also includes sample collection and preparation and analysis for physical, chemical and geo-technical parameters and preparation of the exploration report, as per the requirement of the Ministry of Coal & Ministry of Mines.

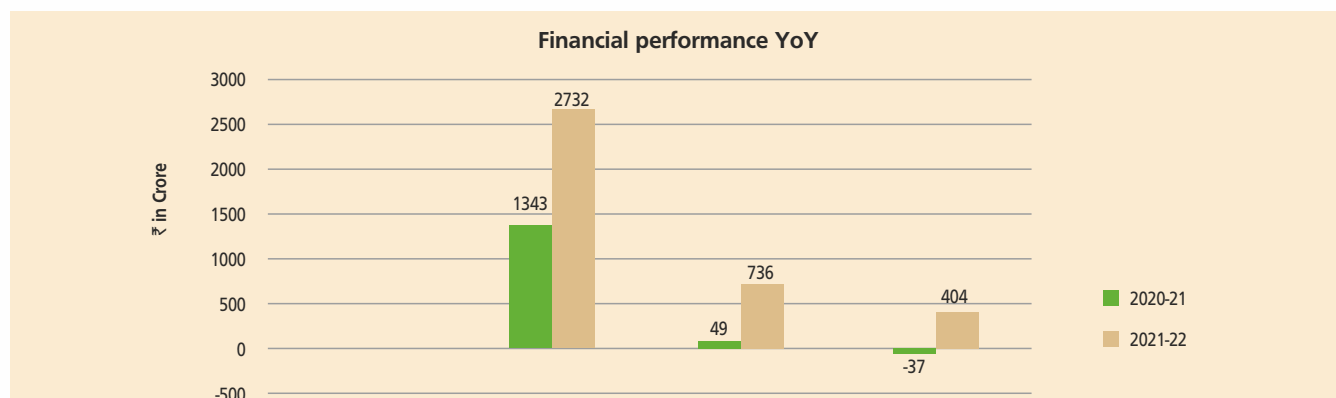
B. Financial performance

During the Financial Year 2021-22 under review, the Company posted a Net Profit (PAT) of ₹ 404 Crore, as compared to a loss of ₹ 37 Crore loss in the previous financial year of FY 2020-21. There has been a significant improvement reported in the overall performance of the Company. Its total market capitalisation stood at ₹ 6,034.05 Crore as on 31st March, 2022. This indicates an impressive rise of 244% during the 12 months under review.

(₹ in Crore)

Particulars	2019-20	2020-21	2021-22
Turnover	1521	1,343	2732
Profit Before Tax and Before impairment	203	49	736
Profit After Tax	145	(37)	404
Dividend (%)	100	10	215

During the year, the Company posted the highest-ever annual revenue from operations of ₹ 2,732 Crore. This was an increase of 94% in from the previous financial year. EBITDA for the financial year 2021-22 stood at ₹ 834 Crore as against ₹ 146 Crore in the previous year, a sharp increase of 471%. During the year, the Company declared a record highest-ever dividend in its history.



	Revenue	PBT	PAT
2020-21	1343	49	-37
2021-22	2732	736	404

For details on significant changes in key financial ratios, along with explanation, refer to Note No. 2.49 under Note to Financial Statements, which form a part of this Annual Report.

C. Operational Highlights

- The Company has adopted a cost-centric approach on the production front. The Bhavnagar Lignite plant has been identified as a prime focus project. This led to the plant recording 233% higher lignite production, as compared to the previous year.
- During the year, as a part of the operational overhauling, GMDC implemented a dynamic pricing policy. This helped the Company monetise the opportunity with a sharp upward movement in the imported coal prices. Along with dynamic pricing, the Company also introduced segmented pricing. As a result of the above strategy, Lignite sales increased by 109% on a YoY basis.
- The Company introduced a new system of facilitating sale of the mineral through an online platform, which was also accompanied by a dedicated customer care service. This resulted in the ease of doing business and helped in real-time assistance.
- The Company undertook a new customer induction drive which resulted in adding new clientele.
- With the aim of providing clean coal to the industry, the Company initiated efforts to set up a lignite beneficiation plant at various mine sites.

OPPORTUNITIES AND THREATS FOR GMDC:

Opportunities

- With six mining leases being reserved by government for GMDC, this will boost lignite production and help in increasing the revenue of GMDC.
- With coal prices having touched historic highs in the international market, domestic demand for lignite increased multi-fold.
- There are huge reserves of Limestone at our upcoming Lakhpat Punrajpur Mining, Panandhro Extension and Bharkandam. GMDC has been approaching several cement companies across India for setting up of a cement plant by being a long-term Limestone supplier.
- With the market of overburden minerals like Silica Sand, Ball Clay and Bentonite increasing sharply, making a foray into the beneficiation industry with these overburden minerals will have a larger scope in terms of revenue, customer base and market share. The Company has plans to enter into the beneficiation industry by the way of long-term supplies of respective minerals.
- Rare Earths (RE) are crucial raw materials that find use in high-tech applications in various strategic sectors such as defence, atomic energy, space, oil, green energy, and electronics. India has significant Rare Earths resources. However, being unable to achieve self-sufficiency in mining and production, the country continues to depend on imports. Self-sufficiency in Rare Earths is vital and critical to strategic sectors, emerging non-conventional energy missions and other high-tech products. GMDC is thus exploring new business opportunities in Rare Earth minerals at Ambadungar, Kawant Dist. Chhotaudepur.

Key Threats

- Shift in the industry's fuel consumption pattern
- Shifting technology from Coal/Lignite to alternate fuels like Natural Gas etc.
- Land acquisition and Rehabilitation
- Rapid appreciation in land cost
- Regulatory risks

OUTLOOK

GMDC's measured drive is outlined by the expansion of mining activities on three key aspects – venturing into exploration activities; increasing its geographical reach within Gujarat; and diversifying its operations in sectors such as the renewable energy segment and being a value addition to our base minerals.

Going forward, GMDC has strategic plans to further deepen its presence in the industry by ramping up its capacity of producing lignite by FY 2024-25. It plans to expand its lignite production capacity to 15 million tonnes and is looking at fresh mining leases to boost its lignite production.

The Company's future outlook may include:

- Exploring new business opportunities for Rare Earth Minerals in Dist. Chhota Udepur, being in line with the strategy of Government of Gujarat
- Activating six new Lignite blocks in the state of Gujarat
- Setting up a lignite beneficiation plant
- Setting up beneficiation of silica sand, bauxite and fluorspar
- Venturing into renewable power generation in its mined out area, and gainfully utilising the mined out reclaimed land
- Exploring the possibilities to become a long-term limestone supplier by putting its 1,700 million tones of limestone reserves to commercial use
- Exploring new business opportunities for Manganese in Dist. Panchmahal and Baroda, jointly with M/s MOIL Ltd.
- Exploring further possibilities in coal mining outside the state of Gujarat

RISKS AND CONCERNS

Risk is inherent to a business and may have a varying degree of impact on the achievement of strategic objectives as well as the operations of the business. Risk Management is performing a series of activities designed to minimise this impact. Based on a comprehensive understanding of business objectives and strategies, and the external and internal environment impacting these objectives, potential risks that could threaten the fulfilment of corporate objectives are identified.

However, risks are not merely the hazards to be avoided, but they also offer opportunities that create value, which ultimately leads to wealth creation for shareholders, and ensures sustainability of the operations.

Mining companies need to ensure restoration of mined areas. And some of the revenue/costs of mining goes towards strengthening the environmental resources and maintaining ecosystem resilience in the adjoining areas. GMDC is actively undertaking initiatives to ensure sustainable development of minerals and saving natural resources. Increasing environmental concerns will lead to higher costs. Land acquisition is also a challenge for the Company as the new legal framework for land acquisition will result in higher land cost. There are few areas of concerns such as:

- Heavy investment is required for exploration and upgradation of technology
- Adoption of environment-friendly technology
- Tackling of social issues such as displacement of population, marginalisation of local communities and economic disparities in the mining areas
- Rehabilitation of closed mine sites

INTERNAL CONTROL AND ITS ADEQUACY

The Company has put in place all the necessary and adequate internal controls. It has an in-house Internal Audit Department and internal check procedures on purchase of items such as stores, chemicals and machinery. Similar checks and procedures are also devised for the sale of goods.

The Company follows a risk assessment process which includes identifying and assessing the risks related to various functional aspects of its overall operations. Moreover, the Company has also appointed independent Internal Auditors for various projects and for the Head Office. These Internal Auditors are required to submit periodical reports to the top management. They also hold periodic discussions with the Audit Committee on important findings and observations. The Company also avails the services of professional agencies and Chartered Accountants for periodical physical verification of assets. Its internal financial control inter alia spans across the following aspects:

- Fixed Assets Process
- Intangible Assets Process
- Cash and Treasury Process
- Payroll Process
- Revenue and Receivables Process
- Purchase and Payable Process
- Entity Level Controls
- Financial Statement Closing Process
- Departmental Pre Audit and Internal Audit

e-Governance

The Company has adopted e-Governance for its major business processes such as Sales, Despatch, Finance & Accounts, and Materials Management. It has also ensured this by facilitating stakeholders with Online Order Booking, Payment and Receipt through the digital mode. All the project sites are interconnected through a centralised system, resulting in high level of transparency, which helps maintain the faith of the various stakeholders.

HUMAN RESOURCE AND INDUSTRIAL RELATIONS

During the year under review, there was no material development in human resource and industrial relations. The Company maintains harmonious relations between the management and the employees. As on 31st March, 2022, the Company had 1,085 employees.

CAUTIONARY STATEMENT

Statements in the Management Discussion and Analysis, describing the Corporation's objectives, projections and estimates, contain words or phrases such as will, aim, believe, expect, intend, estimate, plan, objective, contemplate, project and similar expressions or variations of such expressions, are forward-looking and progressive within the meaning of applicable laws and regulations. Actual results may vary materially from those expressed or implied by the forward-looking statements due to risks or uncertainties associated therewith depending upon economic conditions, Government policies and other incidental factors. Readers are cautioned not to place undue reliance on these forward-looking statements.

ANNEXURE IX

ANNUAL REPORT ON CSR

1. Brief outline on CSR Policy of the Company:

GMDC believes in and practices a culture of responsible development. It constantly strived to reach out to the community in and around of its areas of operations, many of which are situated in some of the remotest regions of the State. The community outreach programs of GMDC targets relevant areas of rural development such as health, sanitation, education, agriculture, micro irrigation, water harvesting and rural infrastructure through a participative approach.

2. Composition of CSR Committee:

April 2021 - June 2021

Sr. No.	Name of Director	Designation / Nature of Directorship	Number of meetings of CSR Committee held during the year	Number of meetings of CSR Committee attended during the year
1	Shri Arunkumar Solanki	IAS, Managing Director	1	1
2	Shri Milind Torawane	IAS, Director	1	0
3	Shri S B Dangayach	Independent Director	1	1

June 2021 - March 2022

Sr. No.	Name of Director	Designation / Nature of Directorship	Number of meetings of CSR Committee held during the year	Number of meetings of CSR Committee attended during the year
1	Shri Roopwant Singh	IAS, Managing Director	1	1
2	Shri Milind Torawane	IAS, Director	1	1
3	Shri S B Dangayach	Independent Director	1	1

3. Provide the web-link where Composition of CSR Committee, CSR Policy and CSR Projects approved by the Board are disclosed on the website of the Company.

For Composition of CSR committee: <https://www.gmdcltd.com/en/statutory-committees>

For CSR Policy: <https://www.gmdcltd.com/en/corporate-policies-gmdc>

For CSR Projects: <https://www.gmdcltd.com/en/csr>

4. Provide the details of Impact assessment of CSR projects carried out in pursuance of Sub-rule (3) of rule 8 of the Companies (Corporate Social Responsibility Policy) Rules, 2014, if applicable (attach the report).

Not Applicable

5. Details of the amount available for set-off in pursuance of sub-rule (3) of rule 7 of the Companies (Corporate Social Responsibility Policy) Rules, 2014 and amount required for set-off for the Financial year, if any.: Not Available

Sr. No	Financial Year	Amount available for set-off from preceding Financial years (in ₹)	Amount required to be set off for the Financial year, if any (in ₹)
1	2021-22	Nil	Nil
	Total	Nil	Nil

6. Average net profit of the Company as per Section 135(5) : ₹ 30,452.45 Lakh
7. (a) Two percent of average net profit of the Company as per Section 135(5) : ₹ 609.05 Lakh
- (b) Surplus arising out of the CSR projects or programmes or activities of the previous Financial years : ₹ 5.02 Lakh
- (c) Amount required to be set-off for the Financial Year, if any : NIL
- (d) Total CSR obligation for the Financial year (7a+7b-7c) : ₹ 614.07 Lakh

8. (a) CSR amount spent or unspent for the Financial year:

Total Amount Spent for the Financial Year (in ₹)	Amount Unspent (in ₹)				
	Total Amount transferred to Unspent CSR Account as per Section 135(6)		Amount transferred to any fund specified under Schedule VII as per second proviso to Section 135(5)		
	Amount	Date of Transfer	Name of the Fund	Amount	Date of Transfer
₹ 790.54 Lakh	NIL	NA	NIL	NIL	NA

(b) Details of CSR amount spent against ongoing projects for the Financial Year:

(1)	(2)	(3)	(4)	(5)		(6)	(7)	(8)	(9)	(10)	(11)	
Sr. No.	Name of the Project	Item from the list of activities in Schedule VII to the Act	Local area (Yes /No)	Location of the Project	State	Dist	Project duration	Amount allocated for the project (in ₹)	Amount spent in the current financial year (in ₹)	Amount transferred to Unspent CSR Account for the project as per Section 135(6) (in ₹)	Mode of Implementation Direct (Yes /No)	Mode of Implementation Through Implementing Agency
											Name	CSR Reg. Num
1	NIL	NIL	NIL	NIL	NIL	NIL	NIL	NIL	NIL	NIL	NIL	NIL

(c) Details of CSR amount spent against ongoing projects for the Financial Year:

(1)	(2)	(3)	(4)	(5)		(6)	(7)	(8)		
Sr. No.	Name of the Project	Item from the list of activities in schedule VII to the Act	Local area (Yes /No)	Location of the Project	State	District	Amount spent for the project (in ₹)	Mode of Implementation Direct (Yes/No)	Mode of Implementation Through Implementing Agency	
									Name	CSR Registration Number
1	Healthcare and Sanitation	(i)	YES	Gujarat	Kutch, Bharuch, Bhavnagar, Ahmedabad		13,94,411	NO	Through GMDC Gramya Vikas Trust, Registration No. CSR00013354	
2	Quality and Inclusive Education	(ii)	YES	Gujarat	Kutch, Bharuch, Bhavnagar, Chhota Udepur, Surat		73,61,196	NO		
3	Development of Rural Infrastructure	(x)	YES	Gujarat	Kutch, Bharuch, Bhavnagar, Panchmahals, Surat, Ahmedabad		2,57,01,375	NO		
4	Environment Sustainability and Water Conservation	(iv)	YES	Gujarat	Kutch, Bharuch		54,38,053	NO		
5	Access of Safe Drinking Water	(i)	YES	Gujarat	Kutch, Bharuch		18,94,840	NO		
6	Development of Sports Ecosystem	(vii)	YES	Gujarat	Kutch, Bhavnagar, Surat		2,06,604	NO		
7	Conservation of Sites of Historical Importance	(v)	YES	Gujarat	Kutch		53,26,056	NO		
8	Girls Education & Financial Assistance	(ii)	YES	Gujarat	Kutch, Bhavnagar, Bharuch		46,44,500	NO		
9	Mobile Medical Van and Rural Healthcare	(i)	YES	Gujarat	Kutch, Surat, Bharuch, Bhavnagar		2,39,77,486	NO		
Total							7,59,44,521			

(d) Amount spent in Administrative Overheads	: ₹ 31.10 Lakh
(e) Amount spent on Impact Assessment, if applicable	: NA
(f) Total amount spent for the Financial (8b + 8c + 8d + 8e)	: ₹ 790.54 Lakh
(g) Excess amount for set-off, if any	: ₹ 176.47 Lakh

Sr. No.	Particulars	Amount (₹ In Lakh)
(i)	Two percent of average net profit of the Company as per Section 135(5)	609.05
(ii)	Total amount spent for the financial year	790.54
(iii)	Excess amount spent for the financial year [(ii)-(i)]	181.49
(iv)	Surplus arising out of the CSR projects or programmes or activities of the previous financial years, if any	5.02
(v)	Amount available for set-off in succeeding financial years [(iii) - (iv)]	176.47

9. (a) Details of Unspent CSR amount for the preceding three financial years:

Sr. No.	Preceding Financial Year	Amount transferred to Unspent CSR Account under Section 135(6) (In ₹)	Amount spent in the reporting Financial Year (In ₹)	Amount transferred to any fund specified under Schedule VII as per Section 135(6), if any			Amount remaining to be spent in succeeding financial years (In ₹)
				Name of the Fund	Amount (In ₹)	Date of transfer	
1	NIL	NIL	NIL	NIL	NIL	NIL	NIL
	Total	NIL	NIL	NIL	NIL	NIL	NIL

(b) Details of CSR amount spent in the financial year for ongoing projects of the preceding financial year(s):

(1)	(2)	(3)	(4)	(5)	(6)	(7)	(8)	(9)
Sr. No.	Project ID	Name of the project	Financial Year in which the project was commenced	Project duration	Total amount allocated for the project (in ₹)	Amount spent on the project in the reporting Financial Year (In ₹)	Cumulative amount spent at the end of reporting Financial Year (In ₹)	Status of the Project- Completed / ongoing
1	Nil	Nil	Nil	Nil	Nil	Nil	Nil	Nil
	Total	Nil	Nil	Nil	Nil	Nil	Nil	Nil

10. In case of creation or acquisition of capital asset, furnish the details relating to the asset so created or acquired through CSR spent in the Financial Year.

(Asset-wise details)

- (a) Date of creation or acquisition of the capital asset(s) : Nil
- (b) Amount of CSR spent for creation or acquisition of capital asset. : Nil
- (c) Details of the entity or public authority or beneficiary under whose name such capital asset is registered, their address etc. : Nil
- (d) Provide details of the capital asset(s) created or acquired (including complete address and location of the capital asset). : Nil
11. Specify the reason(s), if the Company has failed to spend two per cent of the average net profits as per Section 135(5) : Not Applicable

Roopwanti Singh, IAS
Chairman CSR Committee &
Managing Director

STANDALONE FINANCIAL STATEMENTS



REVISED INDEPENDENT AUDITORS' REPORT

To
The Members of
Gujarat Mineral Development Corporation Limited
Revised Report on the Standalone Financial Statements

Being a Government Company, the Comptroller & Auditor General of India has carried out supplementary audit of your Company pursuant to provisions of Section 143 (6) of the Companies Act, 2013. The Comptroller & Auditor General has issued provisional comments on Independent Auditor's Report. On considering the comments, we are hereby issuing revised Independent Auditors' Report on Standalone Financial Statements, hence we are replacing our original report which was issued on 25.04.2022. There is no change in financial figures and our opinion.

Opinion

We have audited the accompanying standalone financial statements of Gujarat Mineral Development Corporation Limited ("the Company"), which comprise the Balance Sheet as at 31st March, 2022, and the Statement of Profit and Loss (including Other Comprehensive Income), the Statement of Changes in Equity and the Cash Flow Statement for the year then ended, notes to the standalone financial statements including a summary of the significant accounting policies and other explanatory information (hereinafter referred to as "standalone financial statements").

In our opinion and to the best of our information and according to the explanations given to us, the aforesaid standalone financial statements give the information required by the Companies Act, 2013 in the manner so required and give a true and fair view in conformity with accounting principles generally accepted in India of the state of affairs of the Company as at 31st March, 2022, the profit and total comprehensive income, changes in equity and cash flows for the year ended on that date.

Basis for Opinion

We conducted our audit in accordance with the Standards on Auditing (SAs) specified under section 143(10) of the Companies Act, 2013. Our responsibilities under those Standards are further described in the Auditor's Responsibilities for the Audit of the Standalone Financial Statements section of our report. We are independent of the Company in accordance with the Code of Ethics issued by the Institute of Chartered Accountants of India together with the ethical requirements that are relevant to our audit of the

standalone financial statements under the provisions of the Companies Act, 2013 and the Rules thereunder, and we have fulfilled our other ethical responsibilities in accordance with these requirements and the Code of Ethics. We believe that the audit evidence we have obtained is sufficient and appropriate to provide a basis for our opinion.

Emphasis of Matter

- i. We draw kind attention to Note No. 2.35.01 of the Standalone Financial Statements wherein, during the current year the Company has charged the difference between the provision for income tax as per books of account and income tax payable on taxable income as per income tax returns filed for earlier years amounting to ₹ 605.45 Lakh and the same has been disclosed in the Statement of Profit and Loss Account as Short Provision for Tax of Earlier years.
- ii. We draw kind attention to Note No. 2.35.02 of the Standalone Financial Statements wherein, during the current year the Company has opted for option to exercise switchover to new tax regime from old tax regime. The tax liability comes to ₹ 19,584.41 Lakh as per the new tax regime against the tax liability of ₹ 23,577.68 Lakh as per the old tax regime. Due to switch over there is an impact of increase in deferred tax liability of ₹ 13,583.39 Lakh by way of reduction in deferred tax assets of ₹ 5,456.21 Lakh and fresh addition of deferred tax liabilities of ₹ 8,127.18 Lakh
- iii. We draw kind attention to Note 2.50 of the Standalone Financial Statements, as regards the management's evaluation of COVID-19 impact on the future performance of the Company.

Our opinion on the standalone financial statements, and our Report on Other Legal and Regulatory Requirements, is not modified in respect of matters described above.

Key Audit Matter

Key audit matters are those matters that, in our professional judgement, were of most significance in our audit of the standalone financial statements of the current period. These matters were addressed in the context of our audit of the standalone financial statements as a whole, and in forming our opinion thereon, and we do not provide a separate opinion on these matters. We have determined the matters described below to be the key audit matters to be communicated in our report.

S. No	Key Audit Matter	Auditor's Response
1.	<p>Stripping Cost</p> <p>Expenditure incurred on removal of mine waste materials (overburden) necessary to extract the lignite reserve is referred to as Stripping cost.</p> <p>Cost of stripping is charged on technical evaluated average stripping ratio at each plot of mine after due adjustment for stripping activity.</p> <p>Refer Note 1(r) of the Significant Accounting Policies</p>	<p>Principal Audit Procedures</p> <p>Our audit approach was a combination of test of internal controls and substantive procedures which included the following:</p> <ul style="list-style-type: none"> • Evaluated the Overburden Removal (OB) and lignite reserve estimate and discussed with the geologist about geologist model, estimation tools and sampling method (As per SA-620 "Using the Work of an Auditor's Expert"). • Tested 'Average stripping ratio' by recalculating the Lignite to overburden. • Selected a sample of contracts and through inspection of evidence tested the operating effectiveness of the internal controls relating to stripping activity. • Carried out a combination of procedures involving enquiry, observation and inspection of evidence in respect of operation of these controls. • Performed analytical procedures and test of details for reasonableness of expenditure incurred.
2.	<p>Contingent liabilities relating to Income tax (as described in note 2.37 of the financial statements)</p> <p>The Company has uncertain tax position including matters under dispute which involve significant judgement relating to the possible outcome of these disputes in estimation of the provision of income tax. In view of this, the area has been considered as a Key Audit Matter.</p>	<p>Our audit procedures included the following:-</p> <p>As part of our audit procedures, we have assessed management's processes to identify new possible obligations and changes in existing obligations for compliance with Company's policy and Ind AS 37 requirements.</p> <p>We have analysed significant changes from prior periods and obtain a detailed understanding of these items and assumptions applied.</p> <p>We have obtained details of completed tax assessments and outstanding demands as at the year ended 31st March, 2022 from management. We involved our internal experts to discuss with the management regarding estimates used to ascertain the tax provision of disputed cases.</p> <p>We have held regular meetings with management and legal counsels.</p> <p>We have assessed the appropriateness of presentation of the most significant contingent liabilities in the Standalone Financial Statements.</p>
3.	<p>Revenue Recognition (as disclosed in Note No. 1(p))</p> <p>Revenue recognition is considered as a key audit matter because revenues are a key financial performance measure which could create an incentive for revenues to be recognised prematurely. Relevant areas from the revenue recognition perspective are accuracy of the recognised amounts and timing of revenue recognition.</p> <p>The Company reported the revenue from operations ₹ 2,73,207.94 Lakh in comparison to previous year ₹ 1,34,262.91 Lakh. The increase in revenue from operations is due to increase in production quantity of MT in comparison to production quantity of MT during previous year and there is increase in price of lignite.</p>	<p>Our audit procedures included the following:</p> <ul style="list-style-type: none"> • Assessment of GMDC's accounting policies over revenue recognition from Ind AS perspective. • Analytical procedures over revenue transactions throughout the financial year to identify potential abnormal entries. • Effectiveness testing of revenue recognition related application controls in the enterprise resource planning system used by GMDC. • Effectiveness testing of management's internal controls in sales process as well as analysis of identified control exceptions and their root cause. • On a sample basis, an analysis of current sales contracts and evaluation of appropriateness of recognised revenue and its timing. • Examined invoice samples with various shipping terms to ensure that revenue has been recognised appropriately.

Information Other than the Standalone Financial Statements and Auditor's Report Thereon

The Company's Board of Directors is responsible for the preparation of the other information. The other information comprises the information included in the Management Discussion and Analysis, Board's Report including Annexure to Board's Report, Business Responsibility Report, Report on CSR Activities, Corporate Governance and Shareholders Information, but does not include the standalone financial statements and our auditor's report thereon.

Our opinion on the standalone financial statements does not cover the other information and we do not express any form of assurance conclusion thereon.

In connection with our audit of the standalone financial statements, our responsibility is to read the other information and, in doing so, consider whether the other information is materially inconsistent with the standalone financial statements or our knowledge obtained during the course of our audit or otherwise appears to be materially misstated. If, based on the work we have performed, we conclude that there is a material misstatement of this other information, we are required to report that fact. We have nothing to report in this regard.

Responsibilities of Management and Those Charged with Governance for the Standalone Financial Statements

The Company's Board of Directors is responsible for the matters stated in Section 134(5) of the Companies Act, 2013 ("the Act") with respect to the preparation of these standalone financial statements that give a true and fair view of the financial position, financial performance, total comprehensive income, changes in equity and cash flows of the Company in accordance with the Indian Accounting Standards (Ind AS) prescribed under section 133 of the Act read with relevant rules issued thereunder and accounting principles generally accepted in India.

This responsibility also includes maintenance of adequate accounting records in accordance with the provisions of the Act for safeguarding the assets of the Company and for preventing and detecting frauds and other irregularities; selection and application of appropriate accounting policies; making judgements and estimates that are reasonable and prudent; and design, implementation and maintenance of adequate internal financial controls, that were operating effectively for ensuring the accuracy and completeness of the accounting records, relevant to the preparation and presentation of the standalone financial statements that give a true and fair view and are free from material misstatement, whether due to fraud or error.

In preparing the standalone financial statements, the Board of Directors is responsible for assessing the Company's ability to continue as a going concern, disclosing, as applicable, matters related to going concern and using the going concern basis of accounting unless the Board of Directors either intends to liquidate the Company or to cease operations, or has no realistic alternative but to do so.

The Board of Directors are also responsible for overseeing the Company's financial reporting process.

Auditor's Responsibilities for the Audit of the Standalone Financial Statements

Our objectives are to obtain reasonable assurance about whether the standalone financial statements as a whole are free from material misstatement, whether due to fraud or error,

and to issue an auditors' report that includes our opinion. Reasonable assurance is a high level of assurance, but is not a guarantee that an audit conducted in accordance with SAs will always detect a material misstatement when it exists. Misstatements can arise from fraud or error and are considered material if, individually or in the aggregate, they could reasonably be expected to influence the economic decisions of users taken on the basis of these standalone financial statements.

As part of an audit in accordance with Standards on Auditing ('SAs'), we exercise professional judgement and maintain professional skepticism throughout the audit. We also:

- Identify and assess the risks of material misstatement of the standalone financial statements, whether due to fraud or error, design and perform audit procedures responsive to those risks, and obtain audit evidence that is sufficient and appropriate to provide a basis for our opinion. The risk of not detecting a material misstatement resulting from fraud is higher than for one resulting from error, as fraud may involve collusion, forgery, intentional omissions, misrepresentations, or the override of internal control.
- Obtain an understanding of internal controls relevant to the audit in order to design audit procedures that are appropriate in the circumstances. Under section 143(3)(l) of the Companies Act, 2013, we are also responsible for expressing our opinion on whether the Company has adequate internal financial controls system in place and the operating effectiveness of such controls.
- Evaluate the appropriateness of accounting policies used and the reasonableness of accounting estimates and related disclosures made by management.
- Conclude on the appropriateness of management's use of the going concern basis of accounting and, based on the audit evidence obtained, whether a material uncertainty exists related to events or conditions that may cast significant doubt on the Company's ability to continue as a going concern. If we conclude that a material uncertainty exists, we are required to draw attention in our auditor's report to the related disclosures in the standalone financial statements or, if such disclosures are inadequate, to modify our opinion. Our conclusions are based on the audit evidence obtained up to the date of our auditor's report. However, future events or conditions may cause the Company to cease to continue as a going concern.
- Evaluate the overall presentation, structure and content of the standalone financial statements, including the disclosures, and whether the standalone financial statements represent the underlying transactions and events in a manner that achieves fair presentation.

We communicate with those charged with governance regarding, among other matters, the planned scope and timing of the audit and significant audit findings, including any significant deficiencies in internal control that we identify during our audit.

We also provide those charged with governance with a statement that we have complied with relevant ethical requirements regarding independence, and to communicate with them all relationships and other matters that may reasonably be thought to bear on our independence, and where applicable, related safeguards.

From the matters communicated with those charged with governance, we determine those matters that were of most

significance in the audit of the standalone financial statements of the current period and are therefore the key audit matters. We describe these matters in our auditor's report unless law or regulation precludes public disclosure about the matter or when, in extremely rare circumstances, we determine that a matter should not be communicated in our report because the adverse consequences of doing so would reasonably be expected to outweigh the public interest benefits of such communication.

Report on Other Legal and Regulatory Requirements

1. As required by the Companies (Auditor's Report) Order, 2020 ("the Order"), issued by the Central Government of India in terms of sub-section (11) of section 143 of the Companies Act, 2013, we give in the **Annexure 'A'**, a statement on the matters specified in paragraphs 3 and 4 of the Order, to the extent applicable.
2. In terms of Section 143(5) of the Companies Act, 2013, we give in **Annexure 'C'** a statement on the directions issued under the aforesaid section by the Comptroller and Auditor General of India.
3. As required by Section 143 (3) of the Companies Act, 2013 we report that:
 - a) We have sought and obtained all the information and explanations which to the best of our knowledge and belief were necessary for the purposes of our audit of the aforesaid standalone financial statements.
 - b) In our opinion, proper books of account as required by law relating to preparation of the aforesaid standalone financial statements have been kept by the Company so far as it appears from our examination of those books.
 - c) The Balance Sheet, the Statement of Profit and Loss, the Statement of Changes in Equity and the Cash Flow Statement dealt with by this Report are in agreement with the relevant books of account maintained for the purpose of the standalone financial statements.
 - d) In our opinion, the aforesaid standalone financial statements comply with the Accounting Standards specified under Section 133 of the Companies Act, 2013 read with Rule 7 of the Companies (Accounts) Rules, 2014.
 - e) Being a Government Company, pursuant to the Notification No. GSR 463(E) dated 5th June, 2015 issued by Ministry of Corporate Affairs, Government of India, provisions of sub-section (2) of Section 164 of the Companies Act, 2013, are not applicable to the Company.
 - f) With respect to the adequacy of the internal financial controls over financial reporting of the Company and the operating effectiveness of such controls, refer to our separate Report in '**Annexure B'**'.
 - g) With respect to the other matters to be included in the Auditor's Report in accordance with the requirements of section 197(16) of the Act, as amended: Being a Government Company, pursuant to the Notification No. GSR 463(E) dated 5th June, 2015 issued by Ministry of Corporate Affairs, Government of India, provisions of Section 197 of the Act, are not applicable to the company.
 - h) With respect to the other matters to be included in the Auditor's Report in accordance with Rule 11 of the

Companies (Audit and Auditors) Rules, 2014, in our opinion and to the best of our information and according to the explanations given to us:

- i. The Company has disclosed the impact of pending litigations on its financial position in its standalone financial statements - Refer Note 2.37 to the Standalone financial statements.
 - ii. The Company did not have any long-term contracts including derivative contracts for which there were any material foreseeable losses.
 - iii. There has been no delay in transferring amounts, required to be transferred, to the Investor Education and Protection Fund by the Company.
 - iv. [a] The management has represented that, to the best of its knowledge and belief, no funds have been advanced or loaned or invested (either from borrowed funds or share premium or any other sources or kind of funds) by the Company to or in any other persons or entities, including foreign entities ("Intermediaries"), with the understanding, whether recorded in writing or otherwise, that the Intermediary shall, whether,
 - directly or indirectly lend or invest in other persons or entities identified in any manner whatsoever by or on behalf of the Company ("Ultimate Beneficiaries") or
 - provide any guarantee, security or the like to or on behalf of the Ultimate Beneficiaries.

[b] The management has represented, that, to the best of its knowledge and belief, no funds have been received by the Company from any persons or entities, including foreign entities ("Funding Parties"), with the understanding, whether recorded in writing or otherwise, that the Company shall, whether,

 - directly or indirectly, lend or invest in other persons or entities identified in any manner whatsoever by or on behalf of the Funding Party ("Ultimate Beneficiaries") or
 - provide any guarantee, security or the like from or on behalf of the Ultimate Beneficiaries; and

[c] Based on such audit procedures as considered reasonable and appropriate in the circumstances, nothing has come to our notice that has caused us to believe that the representations under sub clause [a] and [b] above, contain any material mis-statement.
 - v. The dividend declared / paid during the year by the Company is in compliance with Section 123 of the Companies Act, 2013.
4. In our opinion and according to the information and explanations given to us, section 197 of the Companies Act is not applicable to the Company in accordance with notification no. GSR 463 [E] dated 05.06.2015.

For **J N Gupta & Co**
Chartered Accountants
(FRN: 006569C)

Place: Ahmedabad
Date: 24/06/2022

CA Akansh Gupta
Partner
M. No. 456312

UDIN: 22456312ALPKTZ8239

Annexure 'A' to the Auditors' Report

(Referred to in Para 1 under 'Report on Other Legal and Regulatory Requirements' section of our Report of even date)

We have revised the Annexure referred to in Independent Auditors' Report to the members of Gujarat Mineral Development Corporation Limited ("the Company") on the standalone financial statements for the year ended 31st March, 2022, dated 25th April, 2022 on the basis of provisional comments issued by the office of Comptroller & Auditor General of India. There is no change in financial figures and our opinion.

We report that:

i. In respect of Fixed Assets

a. A. The company has maintained proper records showing full particulars, including quantitative details and situation of its fixed assets (property, plant and equipment).

B. The company has maintained proper records showing full particulars of its intangible assets.

b. A. The Company has a program of physical verification of its fixed assets (property, plant and equipment) by which fixed assets are verified at reasonable intervals. In accordance with this program, fixed assets were verified as on 31st March, 2021.

Frequency of physical verifications is reasonable as per size of the company.

As there was no physical verification conducted during the year, no discrepancies were observed.

c. According to the information and explanations given to us and on the basis of our examination of the records of the Company, the title deeds of immovable properties which are disclosed in financial statements (other than properties where the company is the lessee and the lease agreements are duly executed in favour of the lessee) are held in the name of the company.

d. According to the information and explanations given to us and on the basis of our examination of the record of the company, the company has not revalued its Property, Plant and Equipment (including Right of Use assets) or intangible assets or both during the year.

e. According to the information and explanations given to us and on the basis of our examination of the record of the company, any proceedings have not been initiated or are pending against the company for holding any benami property under the Benami Transactions (Prohibition) Act, 1988 (45 of 1988) and rules made thereunder.

ii. In respect of Inventory and Working Capital Limits

a. (i) The physical verification of inventory has been conducted at reasonable intervals by the Management.

(ii) The coverage and procedure of physical verification of inventory followed by the

management is reasonable, adequate and appropriate in relation to the size of company and the nature of its business.

(iii) The company has maintained proper records of inventory. The discrepancies noticed on such verification between the physical stocks and book stocks were not material for each class of inventory and the same have been properly dealt with in the books of accounts.

b. The company has been sanctioned working capital limits in excess of five crore rupees but the company has not availed the said limit during the year, in aggregate, from banks or financial institutions on the basis of security of current assets.

iii. According to the information and explanations given to us and on the basis of our examination of the record of the company during the year, the company has not made investment in, provided any guarantee or security or granted any loans or advances in the nature of loans, secured or unsecured to companies, firms, limited liability partnership or other parties covered in the register maintained under section 189 of the Companies Act, 2013. Therefore, requirement of clause (iii) of the paragraph 3 of the order is not applicable to the company.

iv. In respect of loans, investments, guarantees, and security, provisions of section 185 and 186 of the Companies Act, 2013 have been complied with as applicable.

v. The company has not accepted any deposits or amounts which are deemed to be deposits during the year as per the directives issued by the Reserve Bank of India and within the meaning of the provisions of sections 73 to 76 and other relevant provisions of the Companies Act, 2013 and the rules framed thereunder, where applicable. Thus, the clause (v) of paragraph 3 of the order is not applicable to the company.

vi. In pursuant to the order made by the Central Government for the maintenance of cost records under sub section (1) of section 148 of the Companies Act, 2013, the company has made and maintained the prescribed accounts and records.

vii. In respect of statutory dues

a. According to the information and explanations given to us, and on the basis of our examination, the company is generally regular in depositing undisputed statutory dues including Provident Fund, Investor Education and Protection Fund, Employee's State Insurance, Income Tax, Goods and Services Tax, Sales Tax, Service Tax, Duty of Excise, Duty of Customs, Value Added Tax, Cess and any other statutory dues with appropriate authorities.

b. The details of excise duty, service tax, income tax and sales tax/VAT not deposited on account of dispute are as under:

Name of Statute	Nature of the Dues	Period to which the amount related	Amount (₹ in Lakh)	Forum where dispute is pending
Commercial Tax	Sales Tax/VAT	1995-96	98.92	Appellate Tribunal
Commercial Tax	Sales Tax/VAT	1997-98	2.45	Appellate Tribunal
Commercial Tax	CST	1997-98	4.26	Appellate Tribunal
Central Excise Act, 1944	Excise	2011-12	450.46	Appellate Authority / Adjudicating Level
Service Tax	Service Tax	Dec-15 to Aug-16	0.32	Appellate Tribunal
Service Tax	Service Tax	2018-19	621.08	Appellate Authority / Adjudicating Level
Service Tax	Service Tax	2018-19 & 2019-20	509.78	Appellate Authority / Adjudicating Level
Central Excise Act, 1944	Excise	Mar-11 - Jan-16	9.52	Appellate Tribunal
Central Excise Act, 1944	Excise	Apr-16 - Dec-16	8.29	Appellate Tribunal
Income Tax Act, 1961	Income Tax	A.Y. 2017-18	131.02	CIT (A)
Income Tax Act, 1961	Income Tax	A.Y. 2018-19	2,559.59	CIT (A)
Income Tax Act, 1961	Income Tax	A.Y. 2015-16	1,707.48	CIT (A) & Rectification Request u/s 154 Filed
Income Tax Act, 1961	Income Tax	A.Y. 2015-16	199.16	CIT (A) & Rectification Request u/s 154 Filed
Income Tax Act, 1961	Income Tax	A.Y. 2014-15	274.86	CIT (A) & Rectification Request u/s 154 Filed
Income Tax Act, 1961	Income Tax	A.Y. 2016-17	687.84	CIT (A) & Rectification Request u/s 154 Filed

- viii. According to the information and explanations given to us, and on the basis of our examination of the records of the company, there are no such instances noticed where transactions are not recorded in the books of account have been surrendered or disclosed as income during the year in the tax assessments under the Income Tax Act, 1961 (43 of 1961). There is no previously unrecorded income which has been properly recorded in the books of account during the year.
- ix. The Company does not have any loans or borrowings from any financial institutions, banks, government or debenture holders during the year. Thus, the clause (ix) of paragraph 3 of the order is not applicable to the company
- x. a. The Company has not raised any monies by way of initial public offer or further public offer (including debt instruments) or taken any term loan during the year.
- b. According to the information and explanations given to us and based on our examination of the records of the Company, the company has not made any preferential allotment or private placement of shares or convertible debentures (fully, partially or optionally convertible) during the year under review in terms of provisions of section 42 and section 62 of the Companies Act, 2013.
- xi. a. According to the information and explanations given to us, no material fraud by the Company or on the Company by its officers or employees has been noticed or reported during the course of our audit.
- b. There is no Audit Report in Form ADT-4 as prescribed under rule 13 of Companies (Audit and Auditors) Rules, 2014 has been filed by the auditors with Central Government in terms of provisions of sub section 12 of Section 143 of the Companies Act.
- c. According to the information and explanations given to us, no whistle blower complaint has been received by the company during the year.
- xii. The provisions of clause 3 (xii) of the Order, for Nidhi Company, are not applicable to the Company.
- xiii. According to the information and explanations given to us, all transactions with the related parties are in compliance with sections 177 and 188 of Companies Act, 2013 wherever applicable and the details have been disclosed in the standalone Financial Statements etc. as required by the applicable Indian Accounting Standards.
- xiv. a. The Company has an Internal Audit system commensurate with the size and nature of its business.
- b. The Reports of the Internal Auditors for the period under audit were considered.
- xv. According to the information and explanations given to us and based on our examination of the records of the Company, the company has not entered into non-cash transactions with directors or persons connected with them during the year.
- xvi. According to information and explanation given to us, the Company is not required to be registered u/s 45-IA of Reserve Bank of India Act, 1934. Accordingly, provision of clause 3(xvi) of the Order is not applicable to the Company.
- xvii. According to the information and explanations given to us, the company has not incurred cash losses in the financial year and in the immediately preceding financial year.
- xviii. There has not been any resignation of the statutory auditors during the year.
- xix. On the basis of the financial ratios, ageing and expected dates of realization of financial assets and payment of financial liabilities, other information accompanying the financial statements, Plans of the Board of Directors and management, we are of the opinion that no material uncertainty exists as on the date of the audit report, that the company is capable of meeting its liabilities existing at the date of balance sheet as and when they fall due within a period of one year from the balance sheet date.
- xx. a. According to information and explanation given to us, in respect of other than ongoing projects, the company has spent the entire amount hence there is no unspent amount which is required to be transferred to a Fund specified in Schedule VII to the Companies Act within a period of six months of the expiry of the financial year in compliance with second proviso to sub-section (5) of section 135 of the said Act;
- b. There is no such amount remaining unspent under sub-section (5) of section 135 of the Companies Act, pursuant to any ongoing project, which has been required to be transferred to special account in compliance with the provision of subsection (6) of section 135 of the said Act.

For **J N Gupta & Co**
Chartered Accountants
(FRN: 006569C)

CA Akansh Gupta
Partner
M. No. 456312

Place: Ahmedabad
Date: 24/06/2022

UDIN: 22456312ALPKT8239

Annexure 'B' to the Auditors' Report

(Referred to in Para 3(f) under 'Report on Other Legal and Regulatory Requirements' section of our Report of even date)

Report on Internal Financial Controls Over Financial Reporting

Report on the Internal Financial Controls under Clause (i) of Sub-section 3 of Section 143 of the Companies Act, 2013 ("the Act")

We have audited the internal financial controls over financial reporting of Gujarat Mineral Development Corporation Limited ("the Company") as of 31st March, 2022, in conjunction with our audit of the standalone financial statements of the Company for the year ended on that date.

Management's Responsibility for Internal Financial Controls

The Company's Board of Directors is responsible for establishing and maintaining internal financial controls based on the internal control over financial reporting criteria established by the Company considering the essential components of internal control stated in the Guidance Note on Audit of Internal Financial Controls Over Financial Reporting issued by The Institute of Chartered Accountants of India (ICAI). These responsibilities include the design, implementation and maintenance of adequate internal financial controls that were operating effectively for ensuring the orderly and efficient conduct of its business, including adherence to company's policies, the safeguarding of its assets, the prevention and detection of frauds and errors, the accuracy and completeness of the accounting records, and the timely preparation of reliable financial information, as required under the Companies Act, 2013.

Auditors' Responsibility

Our responsibility is to express an opinion on the Company's internal financial controls over financial reporting based on our audit. We conducted our audit in accordance with the Guidance Note on Audit of Internal Financial Controls Over Financial Reporting (the "Guidance Note") and the Standards on Auditing, issued by ICAI and deemed to be prescribed under section 143(10) of the Companies Act, 2013, to the extent applicable to an audit of internal financial controls, both applicable to an audit of Internal Financial Controls and, both issued by The Institute of Chartered Accountants of India. Those Standards and the Guidance Note require that we comply with ethical requirements and plan and perform the audit to obtain reasonable assurance about whether adequate internal financial controls over financial reporting were established and maintained and if such controls operated effectively in all material respects.

Our audit involves performing procedures to obtain audit evidence about the adequacy of the internal financial controls system over financial reporting and their operating effectiveness.

Our audit of internal financial controls over financial reporting included obtaining an understanding of internal financial controls over financial reporting, assessing the risk that a material weakness exists, and testing and evaluating the design and operating effectiveness of internal control based on the assessed risk. The procedures selected depend on the auditors' judgement, including the assessment of the risks of material misstatement of the standalone financial statements,

whether due to fraud or error.

We believe that the audit evidence we have obtained is sufficient and appropriate to provide a basis for our audit opinion on the Company's internal financial controls system over financial reporting.

Meaning of Internal Financial Controls Over Financial Reporting

A company's internal financial control over financial reporting is a process designed to provide reasonable assurance regarding the reliability of financial reporting and the preparation of standalone financial statements for external purposes in accordance with generally accepted accounting principles. A company's internal financial control over financial reporting includes those policies and procedures that:

1. pertain to the maintenance of records that, in reasonable detail, accurately and fairly reflect the transactions and dispositions of the assets of the company;
2. provide reasonable assurance that transactions are recorded as necessary to permit preparation of standalone financial statements in accordance with generally accepted accounting principles, and that receipts and expenditures of the company are being made only in accordance with authorisations of management and directors of the company; and
3. provide reasonable assurance regarding prevention or timely detection of unauthorised acquisition, use, or disposition of the company's assets that could have a material effect on the financial statements.

Inherent Limitations of Internal Financial Controls Over Financial Reporting

Because of the inherent limitations of internal financial controls over financial reporting, including the possibility of collusion or improper management override of controls, material misstatements due to error or fraud may occur and not be detected. Also, projections of any evaluation of the internal financial controls over financial reporting to future periods are subject to the risk that the internal financial control over financial reporting may become inadequate because of changes in conditions, or that the degree of compliance with the policies or procedures may deteriorate.

Opinion

In our opinion, the Company has, in all material respects, an adequate internal financial controls system over financial reporting and such internal financial controls over financial reporting were operating effectively as at 31st March, 2022, based on the internal control over financial reporting criteria established by the Company considering the essential components of internal control stated in the Guidance Note on Audit of Internal Financial Controls Over Financial Reporting issued by the Institute of Chartered Accountants of India.

For **J N Gupta & Co**
Chartered Accountants
(FRN: 006569C)

Place: Ahmedabad
Date: 24/06/2022

CA Akansh Gupta
Partner
M. No. 456312

UDIN: 22456312ALPKTZ8239

Annexure 'C' to the Independent Auditors' Report of Gujarat Mineral Development Corporation Ltd

To

The Members

Gujarat Mineral Development Corporation Ltd.

In continuation of our Independent Auditor's Report on Standalone Financial Statements of Gujarat Mineral Development Corporation Ltd. ("The Company") dated 25.04.2022, we have revised the Directions and Sub-direction under section 143(5) of the Companies Act, 2013 applicable for the year 2021-22 on the basis of provisional comments issued by the office of Comptroller & Auditor General of India, as under:

PART - 1

Directions under Section 143(5) of Companies Act, 2013 applicable for the year 2021-22

Sr. No.	Directions/Questions u/s 143(5)	Action Taken by Gujarat Mineral Development Corporation Ltd.	Impact on Accounts and Financials
1	Whether the company has system in place to process all the accounting transactions through IT system? If Yes, the implications of processing of accounting transactions outside IT system on the integrity of the accounts along with the financial implications, if any, may be stated.	Yes, the Company has Oracle based composite ERP System covering all the departments of the company from where accounting transactions are processed. We have not come across any case, where accounting transactions are processed outside ERP. Therefore, there is no financial implication on the integrity of the accounts.	No impact
2	Whether there is any restructuring of an existing loan or cases of waiver/write off of debts/loans/interest etc. made by a lender to the company due to the company's inability to repay the loan? If yes, the financial impact may be stated. Whether such cases are properly accounted for? (In case, lender is a Government Company, then this direction is also applicable for statutory auditor of lender Company).	The company has no borrowing. Therefore, there is no restructuring of an existing loan or cases of waiver/write off of debts/loans/interest etc., made by a lender to the company due to company's inability to repay the loan.	No impact
3	Whether funds (grants/subsidy etc.) received /receivable for specific schemes from Central/State Government or its agencies were properly accounted for/utilised as per its term and conditions? List the cases of deviation.	Yes, funds (grants/subsidy etc.) received/ receivable for specific scheme from Central / State Government or its agencies were properly accounted for/utilised as per its terms and conditions.	No impact

For **J N Gupta & Co**
Chartered Accountants
(FRN: 006569C)

Place: Ahmedabad

Date: 24/06/2022

UDIN: 22456312ALPKTZ8239

CA. Akansh Gupta
Partner
M. No. 456312

PART - 2**Sector Specific Sub-directions under section 143(5) of Companies Act, 2013**

Sr. No.	Sub Directions issued/Questions u/s 143(5)	Action Taken by Gujarat Mineral Development Corporation Ltd.	Impact on Accounts and Financials
Manufacturing Sector			
Mining			
1	Whether the company has taken adequate measures to reduce the adverse effect on environment as per established norms and taken up adequate measures for the relief and rehabilitation of displaced people.	<p>According to the information and explanation given to us, the Company is obtaining environmental pollution monitoring report periodically from outside agency for each project to reduce/monitor the adverse effect on environment.</p> <p>No Major Displacement/ Rehabilitation has been taken at any project of the company for the year 2021-22.</p> <p>(Please note that we are not technical experts)</p>	No impact
2	Whether the Company had obtained the requisite statutory compliances that was required under mining and environmental rules and regulations?	As per the information and explanation given to us, the Company has obtained necessary consents from GPCB for mining projects.	No impact.
3	Whether overburden removal from mines and backfilling of mines are commensurate with the mining activity?	As informed to us, in respect of lignite projects overburden removal from mines and backfilling of mines are commensurate with the mining activity as per submitted/ approved/prepared mine closure plan.	No Impact
4	Whether the Company has disbanded and discontinued mines, if so, the payment of corresponding dead rent thereagainst may be verified.	As informed to us, the Company has discontinued its Panandhro mine due to exhaust of lignite. Dead rent paid for above mine during the year ₹ 68.76 lakh.	Not Applicable
5	Whether the Company's financial statements had properly accounted for the effect of Rehabilitation Activity and Mine Closure Plan?	The expenditure on Rehabilitation Activity and for Mine Closure is properly accounted in the books of account of the Company, as per the policy adopted in this behalf.	No impact

Sr. No.	Sub Directions issued/Questions u/s 143(5)	Action Taken	Impact on Financials
Power Sector			
Generation			
1	In the cases of Thermal Power Projects, compliance of the various Pollution Control Acts and the impact thereof including utilisation and disposal of ash and the policy of the company in this regard, may be checked and commented upon.	As per the information and explanation provided to us, the Company has made compliance of various Pollution Control Acts. In respect of utilisation and disposal of ash, generally the Company is using it in backfilling of mine in Panandhro project.	No impact
2	Has the company entered into revenue sharing agreements with private parties for extraction of coal at pitheads and it adequately protects the financial interest of the Company?	As informed to us, the Company has not entered into revenue sharing agreements with private parties for extraction of coal at pitheads.	Not Applicable
3	Does the company have a proper system for reconciliation of quantity/quality of coal ordered and received and whether grade of coal/moisture and demurrage etc., are properly recorded in the books of accounts?	Company does not purchase coal from the outside parties. However, as informed to us, the Company is having a system in ERP for reconciliation of quantity ordered and received and Grade of coal/moisture and demurrage etc. are recorded in the books of account on the basis of Test Certificate received from the laboratory. (Please note that we are not technical experts).	No impact
4	How much share of free power was due to the State Government and whether the same was calculated as per the agreed terms and depicted in the accounts as per accepted accounting norms?	The power is sold to Government controlled entity and the same is calculated as per terms agreed in Power Purchase Agreement (PPA).	No impact
5	In the case of Hydroelectric Projects, the water discharge is as per policy /guidelines issued by the State Government to maintain biodiversity. For not maintaining it penalty paid/payable may be reported.	As informed to us, no hydroelectric project is carried out by Company.	Not Applicable

For **J N Gupta & Co**
Chartered Accountants
(FRN: 006569C)

CA. Akansh Gupta
Partner
M. No. 456312

Place: Ahmedabad

Date: 24/06/2022

UDIN: 22456312ALPKTZ8239

COMMENTS OF THE COMPTROLLER AND AUDITOR GENERAL OF INDIA

COMMENTS OF THE COMPTROLLER AND AUDITOR GENERAL OF INDIA UNDER SECTION 143(6)(b) OF THE COMPANIES ACT, 2013 ON THE STANDALONE FINANCIAL STATEMENTS OF GUJARAT MINERAL DEVELOPMENT CORPORATION LIMITED FOR THE YEAR ENDED 31 MARCH 2022

The preparation of Standalone financial statements of Gujarat Mineral Development Corporation Limited for the year ended 31 March 2022 in accordance with the financial reporting framework prescribed under the Companies Act, 2013(Act) is the responsibility of the Management of the Company. The Statutory Auditors appointed by the Comptroller and Auditor General of India under Section 139 (5) of the Act are responsible for expressing opinion on the financial statements under Section 143 of the Act based on independent audit in accordance with the standards on auditing prescribed under Section 143 (10) of the Act. This is stated to have been done by them vide their Revised Audit Report dated **24 June 2022** which supersedes their earlier Audit Report dated 25 April 2022.

I, on behalf of the Comptroller and Auditor General of India, have conducted a supplementary audit under Section 143 (6) (a) of the Act of the financial statements of Gujarat Mineral Development Corporation Limited for the year ended 31 March 2022. This supplementary audit has been carried out independently without access to the working papers of the Statutory Auditors and is limited primarily to inquiries of the Statutory Auditors and Company personnel and a selective examination of some of the accounting records.

In view of the revision(s) made in the statutory auditor's report, to give effect to some of my audit observations raised during supplementary audit, I have no further comments to offer upon or supplement to the Statutory Auditor's Report under section 143(6)(b) of the Act.

For and on behalf of the
Comptroller and Auditor General of India

H. K. Dharmadarshi

Pr. Accountant General (Audit-II), Gujarat

Place: Ahmedabad

Date: 15.07.2022

STANDALONE BALANCE SHEET

AS AT 31ST MARCH, 2022

(₹ in Lakh)

Particulars	Note No.	As at 31st March, 2022	As at 31st March, 2021
ASSETS			
Non-Current Assets			
Property, Plant and Equipment	2.01	1,09,201.49	1,15,090.87
Capital Work-In-Progress	2.01	1,159.97	562.46
Investment Properties	2.02	8,811.31	8,935.08
Other Intangible Assets	2.03	32,824.23	34,260.73
Intangible Assets under Development	2.03	1,132.70	8.01
Investment in Associates and Joint Ventures	2.04	891.37	891.37
Financial Assets			
Investments	2.05	57,814.42	28,306.14
Loans	2.06	637.78	741.16
Other Financial Assets	2.07	1,59,232.86	86,799.42
Deferred Tax Assets (Net)	2.21	-	5,456.21
Other Non-Current Assets	2.08	51,470.87	48,046.63
Total Non-Current Assets		4,23,177.00	3,29,098.08
Current Assets			
Inventories	2.09	8,980.81	9,849.55
Financial Assets			
Trade Receivables	2.10	20,491.97	14,524.97
Cash and Cash Equivalents	2.11	4,263.48	24,138.04
Other Bank Balances	2.11	2,352.65	158.16
Loans	2.12	302.95	322.96
Other Financial Assets	2.13	1,13,339.75	1,05,516.62
Other Current Assets	2.14	15,068.41	9,657.15
		1,64,800.02	1,64,167.45
Assets classified as held for sale	2.15	4.95	14.31
Total Current Assets		1,64,804.97	1,64,181.76
Total Assets		5,87,981.97	4,93,279.84
EQUITY AND LIABILITIES			
Equity			
Equity Share Capital	2.16	6,360.00	6,360.00
Other Equity	2.17	4,66,753.53	3,96,898.51
Total Equity		4,73,113.53	4,03,258.51
Liabilities			
Non-Current Liabilities			
Financial Liabilities			
Lease Liabilities	2.18A	27.01	55.19
Other Financial Liabilities	2.18B	167.78	165.85
Provisions	2.19	58,994.08	49,149.90
Net Employee Benefit Liabilities	2.20	3,803.84	3,931.37
Deferred Tax Liabilities (Net)	2.21	8,127.18	-
Other Non-Current Liabilities	2.22	1,531.07	1,779.24
Total Non-Current Liabilities		72,650.96	55,081.55
Current Liabilities			
Financial Liabilities			
Lease Liabilities	2.23A	28.18	26.09
Trade Payables	2.23B	20,925.01	17,571.47
Other Financial Liabilities	2.24	15,628.18	10,701.13
Net Employee Benefit Liabilities	2.25	1,358.93	1,258.34
Other Current Liabilities	2.26	4,277.18	5,382.75
Total Current Liabilities		42,217.48	34,939.78
Total Liabilities		1,14,868.44	90,021.33
Total Equity and Liabilities		5,87,981.97	4,93,279.84
Significant Accounting Policies	1		
The accompanying notes are integral part of the Financial Statements.			

As per our report of even date attached

For J.N. Gupta & Co.
Chartered Accountants
FRN: 006569C

CA Akansh Gupta
Partner
Membership No. 456312
Place: Ahmedabad
Date: 25th April, 2022

L. Kulshrestha
Chief General Manager &
Chief Financial Officer

Anupma Iyer
General Manager (Accounts)

Joel Evans
Company Secretary

For and on behalf of the Board of Directors,

Roopwanti Singh, IAS
Managing Director
DIN: 06717937

S.B. Dangayach
Director
DIN: 01572754

Place: Ahmedabad
Date: 25th April, 2022

STANDALONE STATEMENT OF PROFIT AND LOSS

FOR THE YEAR ENDED ON 31ST MARCH, 2022

(₹ in Lakh)

Particulars	Note No.	2021-22	2020-21
INCOME			
Revenue from Operations	2.27	2,73,207.94	1,34,262.91
Finance Income	2.28	12,593.39	12,887.44
Other Income	2.29	2,957.36	2,241.77
Total Income (A)		2,88,758.69	1,49,392.12
EXPENSES			
Changes in inventories of finished goods and mined ore	2.30	605.80	(224.83)
Employee Benefit Expenses	2.31	13,289.05	13,087.46
Finance Costs	2.32	213.30	196.40
Depreciation and Amortisation Expenses	2.33	9,798.34	9,421.15
Other Expenses	2.34	1,91,249.76	1,21,699.21
Total Expenses (B)		2,15,156.25	1,44,179.39
Profit before exceptional items and tax (A-B)		73,602.44	5,212.73
Exceptional Items			
Loss on impairment of property, plant and equipment	2.42	-	(39,659.49)
Profit/(loss) Before Tax		73,602.44	(34,446.76)
Tax Expenses			
Current Tax	2.35	19,584.41	2,214.97
Deferred Tax		12,984.22	(16,885.22)
Short/(excess) provision of earlier years		605.45	(16,087.27)
Profit/(loss) After Tax for the Period		40,428.36	(3,689.24)
Other Comprehensive Income			
Items that will not be reclassified to profit or loss			
Changes in fair value of equity instruments measured at fair value through other comprehensive income (FVTOCI)		29,508.28	3,252.95
Remeasurement of post-employment benefit obligations		1,153.55	1,212.08
Income tax relating to these items		(599.17)	(292.71)
Other Comprehensive Income for the Period, net of tax		30,062.66	4,172.32
Total Comprehensive Income for the Period (Comprising Profit (Loss) and Other Comprehensive Income for the period)		70,491.02	483.08
Earning per Equity Share (EPS) (Face Value of ₹ 2)			
Basic (₹)	2.36	12.71	(1.16)
Diluted (₹)	2.36	12.71	(1.16)
Significant Accounting Policies	1		
The accompanying notes are integral part of the Financial Statements.			

As per our report of even date attached

For J.N. Gupta & Co.
Chartered Accountants
FRN: 006569C

CA Akansh Gupta
Partner
Membership No. 456312
Place: Ahmedabad
Date: 25th April, 2022

L. Kulshrestha
Chief General Manager &
Chief Financial Officer

Anupma Iyer
General Manager (Accounts)

Joel Evans
Company Secretary

For and on behalf of the Board of Directors,

Roopwant Singh, IAS
Managing Director
DIN: 06717937

S.B. Dangayach
Director
DIN: 01572754

Place: Ahmedabad
Date: 25th April, 2022

STANDALONE STATEMENT OF CHANGES IN EQUITY (SOCIE) FOR THE YEAR ENDED ON 31ST MARCH, 2022

A. Equity Share Capital

(₹ in Lakh)

Particulars	Number of Shares	Amount
Issued, Subscribed and Paid-up Capital		
Equity Shares of ₹ 2/- each fully paid up		
As at 31st March, 2020	31,80,00,000	6,360.00
Increase/(decrease) during the year	-	-
As at 31st March, 2021	31,80,00,000	6,360.00
Changes in Equity Share Capital due to prior period errors	-	-
Balance at the beginning of the year	31,80,00,000	6,360.00
Increase/(decrease) during the year	-	-
As at 31st March, 2022	31,80,00,000	6,360.00

B. Other Equity

(₹ in Lakh)

Particulars	Reserves & Surplus		Equity Instruments through Other Comprehensive Income	Total Other Equity
	General Reserve	Retained Earnings		
Balance as at 31st March, 2020	2,71,928.96	1,14,843.10	13,164.29	3,99,936.35
Prior period adjustment*	-	2,839.08	-	2,839.08
Balance as at 1st April, 2020	2,71,928.96	1,17,682.18	13,164.29	4,02,775.43
Profit for the year	-	(3,689.24)	-	(3,689.24)
Other comprehensive income for the year	-	788.53	3,383.79	4,172.32
Total comprehensive income for the year	-	(2,900.71)	3,383.79	483.08
Cash dividends (Note 2.17)	-	(6,360.00)	-	(6,360.00)
Balance as at 31st March, 2021	2,71,928.96	1,08,421.47	16,548.08	3,96,898.51
Profit for the year	-	40,428.36	-	40,428.36
Other comprehensive income for the year	-	750.45	29,312.21	30,062.66
Total comprehensive income for the year	-	41,178.81	29,312.21	70,491.02
Cash dividends (Note 2.17)	-	(636.00)	-	(636.00)
Balance as at 31st March, 2022	2,71,928.96	1,48,964.29	45,860.29	4,66,753.53

*Impact of adjustments on account of prior period items has been explained in note number 2.48.

As per our report of even date attached

For J.N. Gupta & Co.
Chartered Accountants
FRN: 006569C

CA Akansh Gupta
Partner
Membership No. 456312
Place: Ahmedabad
Date: 25th April, 2022

L. Kulshrestha
Chief General Manager &
Chief Financial Officer

Anupma Iyer
General Manager (Accounts)

Joel Evans
Company Secretary

For and on behalf of the Board of Directors,

Roopwant Singh, IAS
Managing Director
DIN: 06717937

S.B. Dangayach
Director
DIN: 01572754

Place: Ahmedabad
Date: 25th April, 2022

STANDALONE STATEMENT OF CASH FLOW

FOR THE YEAR ENDED ON 31ST MARCH, 2022

(₹ in Lakh)

Particulars	2021-22	2020-21
Cash Flow from Operating Activities		
Net Profit before tax	73,602.44	(34,446.76)
Adjustments for:		
Depreciation and Amortisation Expenses	9,798.34	9,421.15
Loss on impairment of property, plant and equipment	-	39,659.49
Assets / sundry balance / stores written off / (written back)	(160.13)	(92.70)
(Excess) / Short provision adjusted	(171.61)	(198.91)
Surplus / (Deficit) on sale of assets	(33.94)	(9.02)
Dividend Income	(991.88)	(849.83)
Prior period	-	2,839.08
Unwinding of discount on provisions	207.16	191.97
Interest from Banks and Corporates	(8,850.67)	(7,682.34)
Operating profit before working capital changes:	73,399.71	8,832.13
Adjustments for:		
Trade and Other Receivable	(91,314.77)	(12,720.44)
Inventories	1,028.40	(313.38)
Trade and Other Payable	17,868.16	6,283.80
Cash generated from Operations	981.50	2,082.11
Taxes Paid	(22,342.91)	12,864.05
Net Cash Flow from Operating Activities (A)	(21,361.41)	14,946.16
Cash Flow from Investing Activities		
Purchase of items of property, plant and equipment, investment properties and intangible items	(4,084.66)	(1,226.41)
Sale of fixed assets	47.72	51.27
Bank deposits (placed) / matured	(2,210.08)	-
Interest from Banks and Corporates	7,404.08	8,868.79
Dividend Income	991.88	849.83
Net Cash Flow from Investing Activities (B)	2,148.94	8,543.48
Cash Flow from Financing Activities		
Payment/(Proceeds) from Lease Liability	(20.04)	54.09
Interest Paid	(6.05)	(3.05)
Dividend (Including Corporate Dividend Tax) Paid	(636.00)	(6,360.00)
Net Cash Flow from Financing Activities (C)	(662.09)	(6,308.96)
Net Increase / (Decrease) in Cash and Cash Equivalents (A+ B+ C)	(19,874.56)	17,180.68
Cash and Cash Equivalents at the beginning of the period	24,138.04	6,957.37
Cash and Cash Equivalents at the end of the period	4,263.48	24,138.04
Notes to Statement of Cash Flow		
1. Cash and cash equivalent includes –		
Cash and Cheques on Hand	-	-
Balances with Scheduled Banks		
in Current Accounts	1,398.48	21,213.04
in Deposit Accounts (original maturity for less than three months)	65.00	225.00
Deposits with financial institutions	2,800.00	2,700.00
	4,263.48	24,138.04

2. Corresponding figures of the previous year have been re-grouped / re-arranged / re-classified / restated and revised, wherever necessary, for rounding off to nearest Lakh and/or to make them comparable with the figures of the current year.

3. The Cash Flow Statement has been prepared under the 'Indirect Method' as per Ind AS 7.

As per our report of even date attached

For J.N. Gupta & Co.
Chartered Accountants
FRN: 006569C

CA Akansh Gupta
Partner
Membership No. 456312
Place: Ahmedabad
Date: 25th April, 2022

L. Kulshrestha
Chief General Manager &
Chief Financial Officer

Anupma Iyer
General Manager (Accounts)

Joel Evans
Company Secretary

For and on behalf of the Board of Directors,

Roopwant Singh, IAS
Managing Director
DIN: 06717937

S.B. Dangayach
Director
DIN: 01572754

Place: Ahmedabad
Date: 25th April, 2022

Notes to Financial Statements for the year ended 31st March, 2022

NOTE 1: SIGNIFICANT ACCOUNTING POLICIES

This note provides list of the significant accounting policies applied in the preparation of these standalone financial statements.

(a) Basis of preparation

(i) Statement of compliance with Ind AS

The standalone financial statements are prepared in accordance with Indian Accounting Standards (Ind AS) notified under Section 133 of the Companies Act, 2013 (the Act) read with the Companies (Indian Accounting Standards) Rules, 2015 as amended from time to time and other relevant provisions of the Act.

(ii) Historical cost convention

The financial statements are prepared on accrual basis of accounting under historical cost convention in accordance with generally accepted accounting principles in India and the relevant provisions of the Act including Indian Accounting Standards notified there under, except for the following where the fair valuation have been carried out in accordance with the requirements of respective Ind AS:

- Investments in equity instruments;
- Non-current assets held for sale;
- Employee defined benefit plans - plan assets; and
- Leases measurements that have some similarities to fair value but are not fair value.

Prior period/ Pre-paid items:

Items exceeding the materiality determined by the management (₹ 50,000/-) are accounted retrospectively by restating the figures of relevant accounting periods. Other items are accounted in the year in which they arise.

(iii) Use of estimates and judgements

The preparation and presentation of the financial statements are in conformity with the Ind AS which requires the management to make estimates, judgements and assumptions that affect the reported amounts of assets and liabilities, revenues and expenses and disclosure of contingent liabilities. Such estimates and assumptions are based on management's evaluation of relevant facts and circumstances as on the date of the financial statements. The actual outcome may differ from these estimates.

Estimates and underlying assumptions are reviewed on an ongoing basis. Revisions to the accounting estimates are accounted prospectively.

This policy provides an overview of the areas that involved judgement and items which are more likely to be materially adjusted due to estimates and assumptions turning out to be different than those originally assessed. Detailed information about each of these estimates and judgements is included in relevant notes together with information about the basis of calculation for each affected line item in the financial statements.

Information about assumptions, estimation and uncertainties that have a significant risk of resulting in a material adjustment within the next financial year are included in the following notes:

Note 2.02- Fair valuation of investment properties

Note 2.15- Fair valuation of non-current assets held for sale

Note 2.19/2.37 - Provisions and contingent liabilities

Note 2.21 - Current / Deferred tax liabilities

Note 2.25 - Measurement of employee defined benefit liabilities

Note 2.42 - Impairment of items of property, plant and equipment and other assets

Note 2.45 - Impairment of financial assets (including expected credit losses for receivables)

Note 2.45 - Fair valuation of investments

Principles of fair value measurement have been provided in note (I) of the significant accounting policies.

(iv) Current versus non-current classification

The Company presents assets and liabilities in the Balance Sheet based on current/non-current classification as per the requirements of Ind AS compliant Schedule III to the Act.

(b) Borrowing costs

Borrowing costs attributable during the acquisition or construction of qualifying assets are capitalised as part of the cost of the assets. A qualifying asset is one that necessarily takes substantial period of time to get ready for intended use. All other borrowing costs are charged to revenue.

(c) Property, Plant and Equipment (PPE)

Freehold land is carried at historical cost. All other items of PPE are stated at historical cost of acquisition/construction (net of recoverable taxes) less accumulated depreciation and impairment losses, if any.

Historical cost includes expenditure that is directly attributable to the acquisition as well as construction/installation of the items but excludes cost of fencing in lignite mines projects. Subsequent costs are included in the asset's carrying amount or recognised as a separate asset, as appropriate, only when it is probable that future economic benefits associated with the item will flow to the Company and the cost of the item can be measured reliably. All other repairs and maintenance expenses are charged to Statement of Profit and Loss during the reporting period in which they are incurred. Rehabilitation and resettlement expenses incurred after initial acquisition of the assets are expensed to profit or loss in the year in which they are incurred.

Machinery spares for Generating Units, Power Station and Switchyard, etc. either procured along with the equipment or subsequently are capitalised in the asset's carrying amount or recognised as a separate asset, as appropriate, only when it is probable that future economic benefits

associated with the item will flow to the Company and the cost of the item can be measured reliably.

The present value of the expected cost for the decommissioning of an asset after its use is included in the cost of the respective asset if the recognition criteria for a provision are met.

Capital Work-in-progress includes expenditure that is directly attributable to the acquisition/construction of assets, which are yet to be commissioned and project inventory and assets in transit.

An item of PPE is derecognised upon disposal or when no future economic benefits are expected to arise from the continued use of the asset. Any gain or loss arising on the disposal or retirement of an item of PPE is recognised in the Statement of Profit and Loss.

Un-serviceable/worn out plant and equipment, vehicles and other assets of the Company are written off from the books of account to the extent of 95% of their cost after getting approval of appropriate authorities. The same are stated at the lower of their net book value or net realizable value.

Item of PPE received by the Company at free of cost from parties other than government are stated at nominal cost.

(d) Investment properties

Investment properties comprise free hold land and building (including properties under construction) that are held for rental yield and/or capital appreciation.

Investment property is measured initially at its cost, including related transaction costs. Subsequent expenditure is capitalised to the asset's carrying amount only when it is probable that future economic benefits associated with the item will flow to the Company and the cost of the item can be measured reliably. All other repairs and maintenance expenses are charged to Statement of Profit and Loss during the reporting period in which they are incurred.

(e) Intangible assets

Intangible assets are measured on initial recognition at cost (net of recoverable taxes, if any). If payment for an intangible asset is deferred beyond normal credit terms, its cost is the cash price equivalent. Subsequently, intangible assets are carried at cost less any accumulated amortisation and accumulated impairment losses, if any.

The costs of mining leases, which include the costs of acquiring mineral rights, are capitalised as item of intangible assets under the head 'Mining Rights' in the year in which they are incurred. Pre-operative Expenses of Mines/Mining Projects under implementation incurred up to the date of commencement of the production on commercial basis are written off to the Statement of Profit and Loss in the year in which they are incurred.

(f) Depreciation and amortisation methods, estimated useful lives and residual values

(i) Items of property, plant and equipment and investment properties

Depreciation is charged on straight line method (SLM) based on the useful life of the asset prescribed in Schedule II to the Act. The assets' residual values and useful lives are reviewed, and adjusted if appropriate, at the end of each reporting date.

Depreciation on items of property, plant and equipment acquired / disposed of during the year is provided on pro-rata basis with reference to the date of addition / disposal.

Investment properties are depreciated on SLM based on the useful lives of the Assets prescribed in Schedule II to the Act.

Low value items which are in the nature of assets (excluding immovable assets) and valuing up to ₹ 5,000/- are not capitalised and charged off to Statement of Profit and Loss in the year of acquisition.

(ii) Intangible assets

Intangible assets with finite lives are amortised over their useful life and assessed for impairment whenever there is an indication that the item of intangible asset may be impaired. The amortisation period and the amortisation method for an intangible asset with a finite useful life are reviewed at each reporting date.

Intangible assets are amortised on SLM based on the useful lives determined based on technical evaluation done by the management except mining rights which are amortised using a unit-of-production method based on the data available with the Company as regards extraction of the minerals as compared to the technical estimation of mineable mineral reserves as mentioned in the submitted / approved mine closure plan. Capitalised mining rights are amortised once commercial production commences.

(g) Impairment of non-financial assets

The Property, Plant and Equipment and Intangible assets are tested for impairment whenever events or changes in circumstances indicate that the carrying amount may not be recoverable. An impairment loss is recognised for the amount by which the asset's carrying amount exceeds its recoverable amount. The recoverable amount is the higher of an asset's fair value less costs of disposal and value in use. For the purposes of assessing impairment, the assets are grouped at the lowest levels for which there are separately identifiable cash flows which are largely independent of the cash inflows from other assets or groups of assets [cash generating units]. Non-financial assets other than Goodwill that suffered an impairment loss are reviewed for possible reversal of impairment at the end of each reporting period. An impairment loss is charged to the Statement of Profit and Loss in the year in which an asset is identified as impaired. The impairment loss recognised in prior accounting period is reversed if there has been a change in the estimate of recoverable amount.

Full provision is made on plant and machinery which is lying in capital work in progress for more than ten years and has not been put to use.

(h) Leases

The determination of whether an arrangement is (or contains) a lease is based on the substance of the arrangement at the inception of the lease. A contract is, or contains, a lease if the contract conveys the right to control the use of an identified asset for a definite period of time in exchange for consideration. To assess whether a contract conveys the right to control the use of an identified asset, the Company assesses whether:

- (i) the contract involves the use of identified asset;
- (ii) the Company has substantially all of the economic benefits from the use of the asset through the period of lease; and
- (iii) the Company has right to direct the use of the asset.

Lease accounting

As a lessee

The Company recognises a right-of-use asset and a lease liability at the lease commencement date. The right-of-use asset is initially measured at cost, which comprises the initial amount of the lease liability adjusted for any lease payments made at or before the commencement date, plus any initial direct costs incurred and an estimate of costs to dismantle and remove the underlying asset or to restore the site on which it is located, less any lease incentives received.

Certain lease arrangements include the option to extend or terminate the lease before the end of the lease term. The right-of-use assets and lease liabilities include these options when it is reasonably certain that the option will be exercised.

The right-of-use asset is subsequently depreciated using the straight-line method from the commencement date to the earlier of the end of the useful life of the right-of-use asset or the end of the lease term. The estimated useful lives of right-of-use assets are determined on the same basis as those of property, plant and equipment.

The lease liability is initially measured at the present value of the lease payments that are not paid at the commencement date, discounted using the interest rate implicit in the lease or, if that rate cannot be readily determined, the Company's incremental borrowing rate. Generally, the Company uses its incremental borrowing rate as the discount rate.

The lease liability is subsequently measured at amortised cost using the effective interest method. It is remeasured when there is a change in future lease payments arising from a change in an index or rate, if there is a change in the Company's estimate of the amount expected to be payable under a residual value guarantee, or if Company changes its assessment of whether it will exercise a purchase, extension or termination option.

When the lease liability is remeasured in this way, a corresponding adjustment is made to the carrying amount of the right-of-use asset or is recorded in profit or loss if the carrying amount of the right-of-use asset has been reduced to zero.

Lease payments have been classified as financing activities.

The Company has elected not to recognise right-of-use assets and lease liabilities for short-term leases that have a lease term of less than or equal to 12 months with no purchase option and assets with low value leases. The Company recognises the lease payments associated with these leases as an expense in Statement of Profit and Loss over the lease term. The related cash flows are classified as operating activities.

As a lessor

Leases for which the Company is a lessor is classified as finance or operating leases. When the terms of the lease

transfer substantially all the risks and rewards of ownership to the lessee, the contract is classified as a finance lease. All other leases are classified as operating leases.

Lease income from operating leases where the Company is a lessor is recognised in income on a straight-line basis over the lease term.

Adoption of Ind AS 116 and Transition

Effective from 1st April, 2019 ('the date of transition'), the Company had applied Ind AS 116 using the modified retrospective approach, under which the cumulative effect of initial application was recognised in retained earnings

On transition to Ind AS 116, the Company had elected to apply the practical expedient to grandfather the assessment of which transactions are leases. The definition of a lease under Ind AS 116 is applied only to contracts entered into or changed on or after 1st April, 2019. The Company has applied accounting under Ind AS 116 also to contracts that were previously identified as leases under Ind AS 17.

(i) Non-current assets held for sale and discontinued operations

Non-current assets are classified as held for sale if their carrying amount will be recovered principally through a sale transaction rather than through continuing use and a sale is considered highly probable. They are measured at the lower of their carrying amount and fair value less costs to sell, except for assets such as deferred tax assets, assets arising from employee benefits, financial assets and contractual rights under insurance contracts, which are specifically exempt from this requirement.

Non-current assets are not depreciated or amortised while they are classified as held for sale. Non-current assets classified as held for sale are presented separately from the other assets in the Balance Sheet.

A discontinued operation is a component of the Company that has been disposed of or is classified as held for sale and that represents a separate major line of business or geographical area of operations, is part of a single co-ordinated plan to dispose of such a line of business or area of operations, or is a subsidiary acquired exclusively with a view to resale. The results of discontinued operations are presented separately in the Statement of Profit and Loss.

(j) Financial instruments

A financial instrument is any contract that gives rise to a financial asset of one entity and a financial liability or equity instrument of another entity.

Financial assets

Initial recognition

A financial asset is recognised in the Balance Sheet when the Company becomes party to the contractual provisions of the instrument.

Initial measurement

At initial recognition, the Company measures a financial asset (which is not measured at fair value) through profit or loss at its fair value plus or minus transaction costs that are directly attributable to the acquisition or issue of the financial asset.

Subsequent measurement

For the purpose of subsequent measurement, financial

assets are classified into:

- A. Financial assets measured at amortised cost;
- B. Financial assets measured at fair value through profit or loss (FVTPL); and
- C. Financial assets measured at fair value through other comprehensive income (FVTOCI).

The Company classifies its financial assets in the above mentioned categories based on:

- A. The Company's business model for managing the financial assets, and
- B. The contractual cash flows' characteristics of the financial asset.

A financial asset is measured at amortised cost if both of the following conditions are met:

- A. The financial asset is held within a business model whose objective is to hold financial assets in order to collect contractual cash flows; and
- B. The contractual terms of the financial assets give rise on specified dates to cash flows that are solely payments of principal and interest (SPPI) on the principal amount outstanding.

Amortised cost of a financial asset or financial liability means the amount at which the financial asset or financial liability is measured at initial recognition minus the principal repayments, plus or minus the cumulative amortisation using the effective interest rate (EIR) method of any difference between that initial amount and the maturity amount and, for financial assets, adjusted for any loss allowance.

Financial assets are subsequently measured at amortised cost using the EIR method. Amortised cost is calculated by taking into account any discount or premium on acquisition and fees or costs that are an integral part of the EIR. The EIR amortisation is included in finance income through profit or loss. The losses arising from impairment are recognised through profit or loss.

A financial asset is measured at FVTOCI if both of the following conditions are met:

- A. The financial asset is held within a business model whose objective is achieved by both collecting the contractual cash flows and selling financial assets; and
- B. The asset's contractual cash flows represent SPPI.

A financial asset is measured at FVTPL unless it is measured at amortised cost or at FVTOCI. In addition, the Company may elect to designate a financial asset, which otherwise meets amortised cost or FVTOCI criteria, as at FVTPL. However, such election is allowed only if doing so reduces or eliminates a measurement or recognition inconsistency (referred to as 'accounting mismatch').

Trade receivables

Trade receivables are recognised initially at fair value and subsequently measured at amortised cost, less provision for impairment.

Equity instruments

All equity investments within the scope of Ind AS 109 are measured at fair value. Equity instruments which are held for trading are classified as at FVTPL. For all other equity instruments, the Company may make an irrevocable

election to present subsequent changes in the FVTOCI. The Company makes such election on an instrument-by-instrument basis. The classification is made on initial recognition and is irrevocable.

If the Company decides to classify an equity instrument as at FVTOCI, then all fair value changes on the instrument, excluding dividends, are recognised in the Other Comprehensive Income (OCI). On sale of investments, cumulative gain or loss is recognised in OCI and the amount is not reclassified to profit or loss. Equity instruments included within the FVTPL category are measured at fair value with all changes recognised through Profit or Loss.

The company has elected to measure its equity instruments through FVTOCI.

Derecognition

A financial asset (or, where applicable, a part of a financial asset or part of a group of similar financial assets) is primarily derecognised (i.e. removed from the Company's Balance Sheet) when:

- A. The contractual rights to the cash flows from the financial asset have expired, or
- B. The Company has transferred its rights to receive cash flows from the asset or has assumed an obligation to pay the received cash flows in full without material delay to a third party under a 'pass-through' arrangement; and either
 - i) The Company has transferred substantially all the risks and rewards of the asset, or
 - ii) The Company has neither transferred nor retained substantially all the risks and rewards of the asset, but has transferred control of the asset.

When the Company has transferred its rights to receive cash flows from an asset or has entered into a pass-through arrangement, it evaluates if and to what extent it has retained the risks and rewards of ownership. When it has neither transferred nor retained substantially all of the risks and rewards of the asset, nor transferred control of the asset, the Company continues to recognise the transferred asset to the extent of the Company's continuing involvement. In that case, the Company also recognises an associated liability. The transferred asset and the associated liability are measured on a basis that reflects the rights and obligations that the Company has retained.

Continuing involvement that takes the form of a guarantee over the transferred asset is measured at the lower of the original carrying amount of the asset and the maximum amount of consideration that the Company could be required to repay.

Impairment of financial assets

The Company assesses impairment based on expected credit loss (ECL) model to the following:

- A. Financial assets measured at amortised cost
- B. Financial assets measured at FVTOCI

ECLs are measured through a loss allowance at an amount equal to:

- A. The 12-months ECLs (ECLs that result from those default events on the financial instrument that are possible within 12 months after the reporting date); or
- B. Full time ECLs (ECLs that result from all possible default events over the life of the financial instrument).

The Company follows 'simplified approach' for recognition of impairment loss allowance on trade receivables. It recognises impairment loss allowance based on lifetime ECLs at each reporting date, right from its initial recognition.

The Company uses a provision matrix to determine impairment loss allowance for trade receivables. The provision matrix is based on its historically observed default rates over the expected life of the trade receivable and is adjusted for forward-looking estimates. At every reporting date, the historical observed default rates are updated and changes in the forward-looking estimates are analysed.

For recognition of impairment loss on other financial assets and risk exposure, the Company determines whether there has been a significant increase in the credit risk since initial recognition. If credit risk has not increased significantly, 12-months ECL is used to provide for impairment loss. However, if credit risk has increased significantly, lifetime ECL is used. If, in a subsequent period, credit quality of the instrument improves such that there is no longer a significant increase in credit risk since initial recognition, then the Company reverts to recognising impairment loss allowance based on 12-months ECL.

ECL impairment loss allowance (or reversal) recognised during the period is recognised as income/expense in the Statement of Profit and Loss. The Balance Sheet presentation for various financial instruments is described below:

- A. Financial assets measured as at amortised cost and contractual revenue receivables minus ECL is presented as an allowance, i.e., as an integral part of the measurement of those assets in the Balance Sheet. The allowance reduces the net carrying amount. Until the asset meets write-off criteria, the company does not reduce impairment allowance from the gross carrying amount.
- B. Financial assets measured at FVTOCI - Since financial assets are already reflected at fair value, impairment allowance is not further reduced from its value. Rather, ECL amount is presented as accumulated impairment amount in the OCI.

For assessing increase in credit risk and impairment loss, the Company combines financial instruments on the basis of shared credit risk characteristics with the objective of facilitating an analysis that is designed to enable significant increases in credit risk to be identified on a timely basis.

Financial Liabilities

Initial recognition and measurement

All financial liabilities are recognised initially at fair value and, in case of loans and borrowings and payables, net of directly attributable transaction costs.

Subsequently, all financial liabilities are measured at amortised cost or at FVTPL. The Company's financial liabilities include trade and other payables, loans and borrowings including bank overdrafts.

Subsequent measurement

- A. Financial liabilities measured at amortised cost
- B. Financial liabilities subsequently measured at FVTPL

Financial liabilities at FVTPL include financial liabilities held for trading and financial liabilities designated upon initial recognition as at FVTPL. Financial liabilities are classified as held for trading if they are incurred for the purpose of

repurchasing in the near term. Gains or losses on liabilities held for trading are recognised through profit or loss.

Financial liabilities designated upon initial recognition at FVTPL are designated as such at the initial date of recognition, and only if the criteria in Ind AS 109 are satisfied. For liabilities designated as FVTPL, fair value gains/ losses attributable to changes in own credit risk are recognised in OCI. These gains/losses are not subsequently transferred to Profit or Loss. However, the Company may transfer the cumulative gain or loss within equity. All other changes in fair value of such liability are recognised in the Statement of Profit and Loss. The Company has not designated any financial liability as at FVTPL.

Trade and other payables

These amounts represent liability for goods and services provided to the Company prior to the end of financial year which are unpaid. Trade and other payables are presented as current liabilities unless payment is not due within 12 months after the reporting period. They are recognised initially at fair value and subsequently measured at amortised cost using the EIR method.

Derecognition

A financial liability is derecognised when the obligation under the liability is discharged or cancelled or expires. When an existing financial liability is replaced by another such liability from the same lender on substantially different terms, or the terms of an existing liability are substantially modified, such an exchange or modification is treated as the derecognition of the original liability and the recognition of a new liability. The difference in the respective carrying amounts is recognised in the Statement of Profit and Loss.

(k) Offsetting financial instruments

Financial assets and financial liabilities are offset and the net amount is reported in the Balance Sheet when, and only when, there is a legally enforceable right to offset the recognised amount and there is intention either to settle on net basis or to realise the assets and to settle the liabilities simultaneously. The legally enforceable right must not be contingent on future events and must be enforceable in the normal course of business and in the event of default, insolvency or bankruptcy of the Company or counterparty.

(l) Fair value measurement

The Company measures certain financial instruments at fair value at each Balance Sheet date. The fair value measurement is based on the presumption that the transaction to sell the asset or transfer the liability takes place either:

- A. In the principal market for the asset or liability, or
- B. In the absence of a principal market, in the most advantageous market for the asset or liability.

The principal or the most advantageous market must be accessible by the Company. The fair value of an asset or a liability is measured using the assumptions that market participants would use when pricing the asset or liability, assuming that market participants act in their best economic interest.

The Company uses valuation techniques that are appropriate in the circumstances and for which sufficient data are available to measure fair value, maximising the use

of relevant observable inputs and minimising the use of unobservable inputs.

All assets and liabilities for which fair value is measured or disclosed in the financial statements are categorised within the fair value hierarchy, described as under, based on the lowest level input that is significant to the fair value measurement as a whole:

- A. Level 1 - Quoted (unadjusted) market prices in active markets for identical assets or liabilities.
- B. Level 2 - Valuation techniques for which the lowest level input that is significant to the fair value measurement is directly or indirectly observable.
- C. Level 3 - Valuation techniques for which the lowest level input that is significant to the fair value measurement is unobservable.

For assets and liabilities that are recognised in the financial statements on a recurring basis, the Company determines whether transfers have occurred between levels in the hierarchy by re-assessing categorisation (based on the lowest level input that is significant to the fair value measurement as a whole) at the end of each reporting period.

This note summarises the accounting policy for fair value. Other fair value related disclosures are given in the relevant notes.

- A. Note 2.02 - Fair valuation of investment properties
- B. Note 2.15 - Fair valuation of non-current assets held for sale
- C. Note 2.25 - Measurement of employee defined benefit obligations
- D. Note 2.45 - Disclosures for valuation methods, significant estimates and assumptions
- E. Note 2.45 - Quantitative disclosures of fair value measurement hierarchy
- F. Note 2.45 - Financial instruments (including those carried at amortised cost)
- G. Note 2.45 - Fair valuation of investments

(m) Inventories

Stores, chemicals, spares, fuel and loose tools are valued at cost. Cost is ascertained on weighted average method.

Raw materials, mined ore, goods-in-process and finished products are valued at lower of total cost incurred at respective project or net realisable value item-wise. Cost is ascertained on First In First Out basis. Further, the Company does not value the stock of by-products lying at various project sites.

Spares (not meeting the definition of PPE) are accounted as inventory and expensed to the Statement of Profit and Loss when issued for consumption.

(n) Employee benefits

(i) Short-term employee benefit obligations

Liabilities for wages, salaries, including non-monetary benefits that are expected to be settled wholly within 12 months after the end of the period in which the employees render the related services are recognised in respect of employees' services up to the end of the

reporting period and are measured at the amounts expected to be paid when the liabilities are to be settled. The liabilities are presented as current employee benefit obligations in the Balance Sheet.

(ii) Other long-term employee benefit obligations

The liabilities for earned leave and sick leave are not expected to be settled wholly within 12 months after the end of the period in which employees render the related service. They are therefore measured at the present value of expected future payments to be made in respect of services provided by employees up to the end of reporting period using the projected unit credit method. The benefits are discounted using the market yield at the end of reporting period that have terms approximating to the terms of related obligation. Remeasurement as a result of experience adjustments and changes in actuarial assumptions are recognised in the Statement of Profit and Loss.

The obligations are presented as current liabilities in the Balance Sheet if the Company does not have unconditional right to defer settlement for at least 12 months after the reporting period, regardless of when the actual settlement is expected to occur.

Compensation paid to the legal heirs of deceased employee while in service is charged to Statement of Profit and Loss as and when the liability arises.

The principal amount and interest thereon in respect of House Building Advance in case of deceased employee while in service is written off as and when intimation is received.

(iii) Post-employment obligations

The Company operates the following post-employment schemes:

- A. Defined benefit plans such as gratuity; and
- B. Defined contribution plan such as provident fund etc.

Gratuity obligations

The liability or asset recognised in the Balance Sheet in respect of defined benefit gratuity plans is present value of the defined benefit obligation at the end of the reporting period less the fair value of plan assets. The defined benefit obligation is calculated annually by actuaries using the projected unit credit method.

The present value of the defined benefit obligations is determined by discounting the estimated future cash outflows by reference to market yields at the end of the reporting period on government bonds that have terms approximating to the terms of the related obligation. The net interest cost is calculated by applying the discount rate to the net balance of the defined benefit obligation and the fair value of plan assets. This cost is included in employee benefit expenses in the Statement of Profit and Loss.

Remeasurement gains and losses arising from experience adjustments and changes in actuarial assumptions are recognised in the period in which they occur, directly in OCI. They are included in retained earnings in the Statement of Changes in Equity and in the Balance Sheet. Changes in present value of the defined benefit obligation resulting from plan amendment or curtailments are recognised immediately in profit or loss as past service cost.

Provident Fund

The Company pays provident fund contributions to GMDC Employees Provident Fund Trust. The Company has no further payment obligations once the contributions have been paid. The contributions are accounted for as defined contribution plans and the contributions are recognised as employee benefit expenses when they are due. Prepaid contributions are recognised as an asset to the extent that a cash refund or a reduction in the future payment is available.

Reimbursement of losses and other related expenses to Provident Fund Trust are charged to the Statement of Profit and Loss as and when crystallised.

(iv) Termination benefits

Compensation to employees who have opted for retirement under the voluntary retirement scheme of the Company is charged to Statement of Profit and Loss in the year of separation.

(o) Foreign currency transactions**(i) Functional and presentation currency**

Items included in the financial statements are measured using the currency of the primary economic environment in which the Company operates ('the functional currency'). The standalone financial statements are presented in Indian rupee (INR), which is the Company's functional and presentation currency.

(ii) Transactions and balances

Foreign currency transactions are translated into the functional currency using the exchange rates at the date of the transactions. Foreign exchange gains and losses resulting from the settlement of such transactions and from the translation of monetary assets and liabilities denominated in foreign currencies at the year-end exchange rates are generally recognised in profit or loss.

Foreign exchange differences regarded as an adjustment to borrowing costs are presented in the Statement of Profit and Loss. All other foreign exchange gains and losses are presented in the Statement of Profit and Loss on a net basis within other income or other expenses.

Non-monetary items that are measured in terms of historical cost in a foreign currency are translated using the exchange rates at the dates of the initial transactions. Non-monetary items that are measured at fair value in a foreign currency are translated using the exchange rates at the date when the fair value was determined. Translation differences on assets and liabilities carried at fair value are reported as part of the fair value gain or loss.

(p) Revenue recognition

Ind AS 115 specifies a uniform, five-step model for revenue recognition, which is generally to be applied to all contracts with customers. Revenue from contract with customer is recognised when control of goods or services are transferred to customer. Revenue is measured at the price which company expects to be entitled in exchange for those goods or service. Amounts disclosed as revenue are net of the amounts collected on behalf of third parties.

The Company recognises revenue from sale of goods measured at the fair value of the consideration received or receivable, upon satisfaction of performance obligation which is at a point in time when control of the goods is transferred to the customer, generally on delivery of the

goods. Depending on the terms of the contract, which differs from contract to contract, the goods are sold on a reasonable credit term. As per the terms of the contract, consideration that is variable, according to Ind AS 115, is estimated at contract inception and updated thereafter at each reporting date or until crystallisation of the amount.

Sales include amounts in respect of royalty, transportation, packing charges, generation-based incentives, GST compensatory cess, mine closure charges wherever applicable and other taxes or duties, if any, but excludes GST. Sales are reduced to the extent of the amount of cash discount.

The liquidated damage/penalty, if any, on capital contracts are generally determined on completion of contract and the same is recognised in the Statement of Profit and Loss. Liquidated damages/penalty on long-term revenue contracts are determined at the end of one year from the date of award of contracts and the same is recognised in the Statement of Profit and Loss.

Revenues from service contracts priced on a time and material basis are recognised on satisfaction of performance obligation towards rendering of such services.

In respect of power plants, Unscheduled Interchange (UI) Charges and Generation Based Incentives (GBI) are recognised as and when the same are received / incurred by the Company.

Interest income from a financial asset is recognised when it is probable that future economic benefit will flow to the Company and the amount of income can be measured reliably. Interest income is accrued on a time basis, by reference to the principal outstanding and at the EIR applicable, which is the rate that exactly discounts estimated future cash flows through the expected life of the financial asset to that asset's gross carrying amount on initial recognition.

Dividend income is accounted for when the right to receive the same is established, which is generally when the shareholders approve the dividend.

(q) Government grants

Grants from the Government are recognised at their fair value where there is a reasonable assurance that the grant will be received and the Company will comply with all attached conditions.

Government grants relating to income are deferred and recognised in the Statement of Profit and Loss over the period necessary to match them with the costs that they are intended to compensate and presented within the other income.

Government grants relating to purchase/construction of items of PPE or investment properties are deducted from the cost of purchase/ construction in arriving at the carrying amount of the related asset in line with Ind AS 20.

(r) Stripping costs

Expenditure incurred on removal of mine waste materials (overburden) necessary to extract the lignite reserves is referred to as stripping cost. The Company has to incur such expenses over the life of the mine as technically estimated.

In cases where, the company has awarded unit rate based contracts and/or in the contracts where payments are made

based on actual stripping ratio, for overburden removal and lignite extraction, stripping cost is charged on technically evaluated average stripping ratio at each plot of mine after due adjustment for stripping activity on FIFO basis in the Statement of Profit & Loss under the head “Loading of lignite and over burden removal”.

Balance amount in stripping activity adjustment account is shown in the Balance Sheet under the head “Other Non-Financial Assets/ Provision” as the case may be.

(s) Income tax

The income tax expense or credit for the period is the tax payable on the current period's taxable income based on the applicable income tax rate adjusted by changes in deferred tax assets and liabilities attributable to temporary differences and to unused tax losses.

The current income tax charge is calculated on the basis of the tax laws enacted or substantively enacted at the end of the reporting period. Current income tax assets and liabilities are measured at the amount expected to be recovered from or paid to the taxation authorities, based on the rates and tax laws enacted or substantively enacted, at the reporting date. Current tax items are recognised in correlation to the underlying transaction either in OCI or directly in equity.

Deferred tax

Deferred tax is provided in full on temporary difference arising between the tax bases of the assets and liabilities and their carrying amounts in standalone financial statements.

Deferred income tax is determined using tax rates (and laws) that have been enacted or substantially enacted by the end of the reporting period and are expected to apply when the related deferred income tax asset is realised or the deferred income tax liability is settled. Deferred tax assets are recognised for all deductible temporary differences and unused tax losses only if it is probable that future taxable amounts will be available to utilise those temporary differences and losses.

Deferred tax assets and liabilities are offset when there is a legally enforceable right to offset current tax assets and liabilities and when the deferred tax balances relate to the same taxation authority. Current tax assets and tax liabilities are offset where the Company has a legally enforceable right to offset and intends either to settle on a net basis, or to realise the asset and settle the liability simultaneously.

Current and deferred tax are recognised in the Statement of Profit and Loss, except to the extent that it relates to items recognised in OCI or directly in equity. In this case, the tax is also recognised in OCI or directly in equity, respectively. Any tax credit available is recognised as deferred tax asset to the extent that it is probable that future taxable profit will be available against which the unused tax credits can be utilised. The said asset is created by way of credit to the Statement of Profit and Loss and shown under the head deferred tax asset.

The carrying amount of deferred tax assets is reviewed at each reporting date and reduced to the extent that it is no longer probable that sufficient taxable profit will be available to allow all or part of the deferred tax asset to be utilised. Unrecognised deferred tax assets are re-assessed at each reporting date and are recognised to the extent that it has become probable that future taxable profits will allow

the deferred tax asset to be recovered.

The company considers on the Balance Sheet date whether it is probable that taxation authority will accept an uncertain tax position and based on the probability of likelihood of events company recognises additional tax liability.

(t) Earnings per share

Basic earnings per share

Basic earnings per share is calculated by dividing the profit attributable to owners of the Company by the weighted average number of equity shares outstanding during the financial year, adjusted for bonus elements in equity shares issued during the year and excluding treasury shares.

Diluted earnings per share

Diluted earnings per share adjusts the figures used in the determination of basic earnings per share to take into account the after income tax effect of interest and other financing costs associated with dilutive potential equity shares and the weighted average number of additional equity shares that would have been outstanding assuming the conversion of all dilutive potential equity shares.

(u) Provisions, contingent liabilities and contingent assets

Provisions are recognised at present value when the Company has a present obligation (legal or constructive) as a result of a past event, it is probable that an outflow of resources embodying economic benefits will be required to settle the obligation and a reliable estimate can be made of the amount of the obligation. The expense relating to a provision is presented in the Statement of Profit and Loss net off reimbursement, if any.

Decommissioning costs are provided at the present value of expected costs to settle the obligation using estimated cash flows and are recognised as part of the cost of PPE. The cash flows are discounted at a current pre-tax rate that reflects the risk specific to the decommissioning liability. The unwinding of discount is expensed as incurred and recognised in the Statement of Profit and Loss as a finance cost. The estimated future costs of decommissioning are reviewed annually and adjusted as may be appropriate. Changes in the estimated future costs or in the discount rate applied are added to or deducted from the cost of the asset.

Progressive mine closure expenses are accounted for as and when incurred.

In respect of lignite mines the annual mine closure cost per hectare is provided as per the mine closure guidelines issued by the Ministry of Coal from time to time. As per these guidelines, such annual cost is modified with reference to Wholesale Price Index (WPI) as mentioned and considered in the mine closure plan submitted / approved for the respective mines. The mine closure provisions are provided in line with the approved / submitted / prepared/draft mine closure plans. In case the mine closure plan has not been submitted / approved / prepared the annual cost is estimated based on the above referred guidelines.

In respect of mines other than lignite mines, mine closure activities are carried out as per the approved / submitted / prepared/draft mine closure plans. However, in the absence of specific guidelines by Indian Bureau of Mines (IBM) for making provision for the annual mine closure cost

per hectare, financial assurance in the form of Bank Guarantee of requisite amount is submitted to IBM. A certificate/confirmation is obtained from our technical division for mine closure activities carried out by the company either departmentally or through outside agencies. Expenses incurred departmentally on mine closure activities are debited to the respective head of expenses and provision is made for material shortfall therein, if advised by the technical division.

Contingent liabilities are not provided for, if material, are disclosed by way of notes to accounts. Contingent assets are not recognised in the financial statements. However, the same is disclosed, where an inflow of economic benefit is probable.

(v) Cash and Cash Equivalents

Cash and cash equivalents comprise cash and short-term deposits. The Company considers all highly liquid investments with an original maturity of three months or less and that are readily convertible to known amounts of cash to be cash equivalents.

For the purpose of presentation in the Statement of Cash Flows, cash and cash equivalents includes cash on hand, other short term, highly liquid investments with original maturities of three months or less that are readily convertible to known amounts of cash and which are subject to an insignificant risk of changes in value, and bank overdrafts. Bank overdrafts are shown within borrowings in current liabilities in the Balance Sheet.

(w) Statement of Cash Flow

Cash flows are reported using the indirect method, whereby profit before tax is adjusted for the effects of transactions of a non-cash nature, any deferrals or accruals of past or future operating cash receipts or payments and item of income or expenses associated with investing or financing cash flows. The cash flows from operating, investing and financing activities of the Company are segregated.

(x) Dividends

The Company recognises a liability for dividends to equity holders of the Company when the dividend is authorised

and the dividend is no longer at the discretion of the Company. As per the corporate laws in India, dividend is authorised when it is approved by the shareholders. A corresponding amount is recognised directly in equity.

(y) Segment Reporting

The Chief Operational Decision Maker (CODM) monitors the operating results of its business segments separately for the purpose of making decisions about resource allocation and performance assessment. Segment performance is evaluated based on profit or loss and is measured consistently with profit or loss in the financial statements. Operating segments are reported in a manner consistent with the internal reporting provided to the CODM.

Accordingly, the Board of Directors of the company is CODM for the purpose of segment reporting.

(z) Rounding off

All amounts disclosed in the financial statements and notes have been rounded off to the nearest Lakh up to two decimal points as per the requirements of Schedule III, unless otherwise stated.

(aa) Events occurring after the Balance Sheet Date

Adjusting events (that provides evidence of condition that existed at the Balance Sheet date) occurring after the Balance Sheet date are recognised in the financial statements. Material non adjusting events (that are inductive of conditions that arose subsequent to the Balance Sheet date) occurring after the Balance Sheet date that represent material change and commitments affecting the financial position are disclosed in the Board's Report.

(bb) Exceptional Items

Certain occasions, the size, type or incidence of an item of income or expense, pertaining to the ordinary activities of the Company is such that its disclosure improves the understanding of the performance of the Company, such income or expense is classified as an exceptional item and accordingly, disclosed in the notes accompanying to the financial statements.

2.01 PROPERTY, PLANT AND EQUIPMENT AND CAPITAL WORK-IN-PROGRESS**Property, Plant and Equipment as at 31st March, 2022**

Particulars	Gross Carrying Amount			Accumulated Depreciation / Amortisation and Impairment Loss				Net Carrying Amount			
	Cost As on 1-Apr-21	Additions/ Adjustments during the year	Deduction during the year	Balance As on 31-Mar-22	Balance As on 1-Apr-21	Additions during the year	Impairment loss	Deduction during the year	Balance As on 31-Mar-22	As on 31-Mar-22	As on 31-Mar-21
Land - Free Hold	6,428.23	102.22	-	6,530.45	-	-	-	-	-	6,530.45	6,428.23
Land - Lease Hold (ROU Asset)	1,541.65	-	-	1,541.65	535.55	90.70	-	-	626.25	915.41	1,006.10
Building	17,583.79	13.71	-	17,597.50	8,301.23	471.21	-	-	8,772.44	8,825.06	9,282.56
Plant & Equipment	1,83,258.08	512.79	24.64	1,83,746.23	86,370.49	5,678.19	-	14.04	92,034.64	91,711.59	96,887.59
Furniture & Fixtures	182.99	10.26	-	193.25	92.49	10.52	-	-	103.01	90.24	90.50
Vehicles	1,113.37	28.23	3.99	1,137.61	653.77	119.10	-	2.75	770.12	367.49	459.60
Office Equipment	727.31	12.84	3.97	736.18	611.36	30.75	-	3.69	638.42	97.76	115.95
Computers	588.41	18.11	26.49	580.03	368.52	74.07	-	24.83	417.76	162.27	219.89
Electrical Equipment	1,212.54	18.98	-	1,231.52	695.11	109.52	-	-	804.63	426.89	517.43
Laboratory Equipment	271.01	4.28	-	275.29	187.99	12.97	-	-	200.96	74.33	83.02
Total Property, Plant and Equipment	2,12,907.38	721.42	59.09	2,13,569.71	97,816.51	6,597.03	-	45.31	1,04,368.22	1,09,201.49	1,15,090.87

Property, Plant and Equipment as at 31st March, 2021

Particulars	Gross Carrying Amount			Accumulated Depreciation / Amortisation and Impairment Loss				Net Carrying Amount			
	Cost As on 1-Apr-20	Additions/ Adjustments during the year	Deduction during the year	Balance As on 31-Mar-21	Balance As on 1-Apr-20	Additions during the year	Impairment loss	Deduction during the year	Balance As on 31-Mar-21	As on 31-Mar-21	As on 31-Mar-20
Land - Free Hold	5,604.08	824.15	-	6,428.23	-	-	-	-	-	6,428.23	5,604.08
Land - Lease Hold (ROU Asset)	1,541.65	-	-	1,541.65	444.85	90.70	-	-	535.55	1,006.10	1,096.80
Building	16,890.07	700.52	6.80	17,583.79	2,820.89	623.74	4,858.16	1.56	8,301.23	9,282.56	14,069.18
Plant & Equipment	1,83,229.16	99.05	70.13	1,83,258.08	44,575.20	7,119.88	34,722.93	47.52	86,370.49	96,887.59	1,38,653.96
Furniture & Fixtures	166.73	17.18	0.92	182.99	82.37	10.30	-	0.18	92.49	90.50	84.36
Vehicles	1,151.19	-	37.82	1,113.37	555.12	124.91	-	26.26	653.77	459.60	596.07
Office Equipment	726.70	2.30	1.69	727.31	558.56	53.69	-	0.89	611.36	115.95	168.14
Computers	597.58	4.79	13.96	588.41	295.15	86.56	-	13.19	368.52	219.89	302.43
Electrical Equipment	1,204.01	11.26	2.73	1,212.54	550.36	123.38	23.57	2.20	695.11	517.43	653.65
Laboratory Equipment	263.96	7.05	-	271.01	107.99	25.18	54.82	-	187.99	83.02	155.97
Total Property, Plant and Equipment	2,11,375.13	1,666.30	134.05	2,12,907.38	49,990.49	8,258.34	39,659.48	91.80	97,816.51	1,15,090.87	1,61,384.64

Capital Work-in-progress:		(₹ in Lakh)	
Particulars	As at 31st March, 2022	As at 31st March, 2021	
Cost or deemed cost			
Balance at the beginning of the Year	695.69	562.76	
Add: Addition during the Year	953.12	760.10	
Less: Transferred to Property, Plant & Equipments	(355.61)	(627.17)	
Closing gross carrying value	1,293.20	695.69	
Accumulated Impairment Allowance			
Balance at the beginning of the Year	133.23	133.23	
Add: Addition during the Year	-	-	
Closing Accumulated Impairment Allowance	133.23	133.23	
Closing net carrying value	1,159.97	562.46	

Capital work-in-progress ageing schedule as on 31.03.2022:					(₹ in Lakh)
Particulars	Amount in CWIP for a period of				Total (Gross Carrying Value)
	Less than 1 year	1-2 yrs.	2-3 yrs.	More than 3 years*	
A Projects in progress	614.03	545.94			1,159.97
B Projects temporarily suspended				133.23	133.23

Capital work-in-progress ageing schedule as on 31.03.2021:					(₹ in Lakh)
Particulars	Amount in CWIP for a period of				Total (Gross Carrying Value)
	Less than 1 year	1-2 yrs.	2-3 yrs.	More than 3 years*	
A Projects in progress	562.46				562.46
B Projects temporarily suspended				133.23	133.23

* There is no certain completion schedule for the overdue projects, company has fully provided for the same.

Break-up of Capital Work-in-progress as on 31st March, 2022 is given hereunder:			(₹ in Lakh)
Segment	Civil Work	Non-Civil Work	Total
Mining	-	388.39	388.39
Power	-	771.58	771.58
Unallocable	-	-	-
Total	-	1,159.97	1,159.97
Total as at 31st March, 2021	-	562.46	562.46

2.01.01 Gujarat State Electricity Corporation Limited (GSECL) and the Company had agreed to create common amenities (school, hospital, drinking water supply, communication, transport facilities, etc.) for the employees of both entities and also for general public in Panandhro in terms of minutes dated 8.10.1991, 3.8.1992, 1.10.1993. These were to be managed by a Trust to be registered in this regard. Pending formation of the Trust, the capital and revenue expenditure incurred by the Company as well as GSECL are shared on 50:50 basis and accounted in the books of the respective entity. Share of 50% given by each against the expenditure incurred by respective entity is subject to confirmation and adjustments, if any. Pending transfer of such assets to the Trust, capital expenditure incurred in the creation of items of property, plant and equipment towards 50% share of the Company to the tune of ₹ 59.40 Lakh (31st March, 2021: ₹ 59.40 Lakh) is accounted in the books of the Company and included in the respective items of property, plant and equipment.

2.02 INVESTMENT PROPERTIES

Particulars	(₹ in Lakh)	
	As at 31st March, 2022	As at 31st March, 2021
Freehold land	1,669.00	1,669.00
Building	7,142.31	7,266.08
Total investment properties	8,811.31	8,935.08

Particulars	(₹ in Lakh)	
	As at 31st March, 2022	As at 31st March, 2021
Freehold land		
Cost or deemed cost		
Balance at the beginning of the Year	1,669.00	1,669.00
Closing net carrying value	1,669.00	1,669.00

Particulars	(₹ in Lakh)	
	As at 31st March, 2022	As at 31st March, 2021
Building		
Cost or deemed cost		
Balance at the beginning of the Year	7,876.45	7,876.45
Add: Addition/(adjustments) during the Year	0.00	0.00
Closing gross carrying value	7,876.45	7,876.45
Accumulated depreciation		
Balance at the beginning of the Year	610.37	486.59
Add: Addition during the Year	123.77	123.78
Closing accumulated depreciation	734.14	610.37
Closing net carrying value	7,142.31	7,266.08

2.02.01 Amount recognised in Statement of Profit and Loss for investment properties

Particulars	(₹ in Lakh)	
	2021-22	2020-21
Rental income*	-	-
Direct operating expenses from property that generated rental income	-	-
Direct operating expenses from property that did not generate rental income	-	-
Profit/(Loss) from investment properties before depreciation	-	-
Depreciation	(123.77)	(123.78)
Profit/(Loss) from investment properties	(123.77)	(123.78)

* Fixation of the rent of investment property is under process.

2.02.02 Fair Value

Particulars	(₹ in Lakh)	
	As at 31st March, 2022	As at 31st March, 2021
Investment properties	11,140.77	11,307.59

Estimation of Fair Value

The Company obtains valuation for its investment properties (other than those under construction) at least annually. All resulting fair value estimates for investment properties are included in level 3. The fair value of investment property (as measured for disclosure purposes in the financial statements) is not based on the valuation by a registered valuer as defined under Rule 2 of Companies (Registered Valuers and Valuation) Rules, 2017.

2.03 OTHER INTANGIBLE ASSETS

(₹ in Lakh)

Particulars	As at 31st March, 2022	As at 31st March, 2021
Computer Softwares	129.88	188.28
Mining Rights	32,694.35	34,072.45
Total intangible assets	32,824.23	34,260.73

(₹ in Lakh)

Particulars	As at 31st March, 2022	As at 31st March, 2021
Computer Softwares		
Cost or deemed cost		
Balance at the beginning of the Year	356.31	356.31
Add: Addition during the Year	-	-
Closing gross carrying value	356.31	356.31
Accumulated amortisation		
Balance at the beginning of the Year	168.03	129.91
Add: Addition during the Year	58.40	38.12
Closing accumulated amortisation	226.43	168.03
Closing net carrying value	129.88	188.28

(₹ in Lakh)

Particulars	As at 31st March, 2022	As at 31st March, 2021
Mining Rights		
Cost or deemed cost		
Balance at the beginning of the Year	42,708.85	42,586.21
Add: Addition during the Year	1,641.04	122.64
Closing gross carrying value	44,349.89	42,708.85
Accumulated amortisation		
Balance at the beginning of the Year	8,636.40	7,635.49
Add: Addition during the Year	3,019.14	1,000.91
Closing accumulated amortisation	11,655.54	8,636.40
Closing net carrying value	32,694.35	34,072.45

(₹ in Lakh)

Particulars	As at 31st March, 2022	As at 31st March, 2021
Intangible Assets Under Development		
Cost or deemed cost		
Balance at the beginning of the Year	8.01	-
Add: Addition during the Year	1,124.69	8.01
Less: Transferred to Intangible Assets	-	-
Closing gross carrying value	1,132.70	8.01
Accumulated amortisation		
Balance at the beginning of the Year	-	-
Add: Addition during the Year	-	-
Closing accumulated amortisation	-	-
Closing net carrying value	1,132.70	8.01

Ageing schedule for Intangible assets under development as on 31.03.2022: (₹ in Lakh)

Particulars	Amount in intangible assets under development for a period of				Total
	Less than 1 year	1-2 yrs.	2-3 yrs.	More than 3 years	
A. Projects in progress	1,124.69	8.01			1,132.70
B. Projects temporarily suspended	-	-			-

Ageing schedule for Intangible assets under development as on 31.03.2021: (₹ in Lakh)

Particulars	Amount in intangible assets under development for a period of				Total
	Less than 1 year	1-2 yrs.	2-3 yrs.	More than 3 years	
A. Projects in progress	8.01				8.01
B. Projects temporarily suspended	-				-

2.03.01 Mining Rights include all lands acquired/allocated and used for mining purpose. Amortisation on mining rights represents depletion on wasting assets.

2.03.02 As per technical estimation useful life of computer software, other than internally generated intangible assets is 10 years. It is amortised as per Straight Line Method over its useful life.

2.04 INVESTMENT IN ASSOCIATES AND JOINT VENTURES

Particulars	(₹ in Lakh)	
	As at 31st March, 2022	As at 31st March, 2021
Non-Current		
Investments in unquoted equity shares of joint venture companies (measured at amortised cost)		
2,497 (31st March, 2021: 2,497) Fully Paid-up Equity Shares of ₹ 100 each of Naini Coal Co. Limited	2.50	2.50
25,000 (31st March, 2021: 25,000) Fully Paid-up Equity Shares of ₹ 10 each of Swarnim Gujarat Fluorspar Pvt. Ltd.	2.50	2.50
50,000 (31st March, 2021: 50,000) Fully Paid-up Equity Shares of ₹ 10 each of Gujarat Foundation for Entrepreneurial Excellence	5.00	5.00
Investment in unquoted equity shares of associate companies (measured at amortised cost)		
1,90,840 (31st March, 2021: 1,90,840) Fully Paid-up Equity Shares of ₹ 10 each of Gujarat Jaypee Cement and Infra Ltd.	19.08	19.08
49,40,000 (31st March, 2021: 49,40,000) Fully Paid-up Equity Shares of ₹ 10 each of Gujarat Credo Mineral Industries Ltd.	494.00	494.00
38,98,700 (31st March, 2021: 38,98,700) Fully Paid-up Equity Shares of ₹ 10 each of Aikya Chemicals Pvt. Ltd.	389.87	389.87
Less: Provision for Impairment		
(For investment in equity shares of Naini Coal Co. Ltd and Gujarat Jaypee Cement and Infra Ltd.)	(21.58)	(21.58)
Total	891.37	891.37

2.04.01 Approval of Government of Gujarat has been obtained vide letter dated 06th August, 2018 for the closure of Naini Coal Co. Ltd and closure process thereof is in progress.

2.05 INVESTMENTS

Particulars	(₹ in Lakh)	
	As at 31st March, 2022	As at 31st March, 2021
Non-Current		
Investment in quoted equity shares of other companies measured at fair value through other comprehensive income (FVTOCI)		
41,45,433 (31st March, 2021: 41,45,433) Fully Paid-up Equity Shares of ₹ 10 each of Gujarat Alkalies & Chemicals Ltd.	37,138.93	13,872.69
50,00,000 (31st March, 2021: 50,00,000) Fully Paid Up Equity Shares of ₹ 2 each of Gujarat State Fertilisers & Chemicals Ltd.	8,100.00	3,995.00
9,35,600 (31st March, 2021: 9,35,600) Fully Paid Up Equity Shares of ₹ 10 each of Gujarat State Financial Corporation	187.12	187.12
3,12,715 (31st March, 2021: 3,12,715) Fully Paid Up Equity Shares of ₹ 2 each of Bank of Baroda	348.99	253.14
Investment in unquoted equity shares of other companies measured at fair value through other comprehensive income (FVTOCI)		
10,00,000 (31st March, 2021: 10,00,000) Fully Paid-up Equity Shares of ₹ 10 each of Gujarat Informatics Ltd.	939.60	999.80
3,900 (31st March, 2021: 3,900) Fully Paid-up Equity Shares of ₹ 100 each of Gujarat Industrial Technical Consultancy Organization Ltd.	84.13	107.14
74,25,000 (31st March, 2021: 74,25,000) Fully Paid-up Equity Shares of ₹ 10 each of Gujarat Guardian Ltd.	8,276.65	6,482.03
2,61,72,800 (31st March, 2021: 2,61,72,800) Fully Paid-up Equity Shares of ₹ 1 each of Gujarat State Petroleum Corporation Ltd.	2,926.12	2,596.34
Less: Provision for Impairment (for investment in equity shares of Gujarat State Financial Corporation)	(187.12)	(187.12)
Total Non-Current Investments	57,814.42	28,306.14
Aggregate fair value of quoted investments	45,587.92	18,120.83
Aggregate fair value of unquoted investments	12,226.50	10,185.31
Aggregate amount of impairment in value of quoted investments	187.12	187.12

2.05.01 Investments measured at fair value through Other Comprehensive Income (FVTOCI) reflect investments in unquoted and quoted equity securities except investment in the shares of Gujarat State Financial Corporation which is measured at cost and provision for impairment is made for the same as above. Refer Note 2.45 for determination of their fair values.

2.05.02 As per the Memorandum of Understanding (MOU) dated 30th March, 1995 entered into with the Gujarat Industrial Investment Corporation Ltd (GIIC), the said company had to repurchase 16 Lakh number of shares of Gujarat Alkalies & Chemicals Limited (GACL) purchased by the Company from GIIC by 30th March, 1998 at an agreed price consisting of cost plus interest @ 14% per annum and service charge @ 0.25% per annum less dividend, bonus and rights, etc. received thereon. GIIC has proposed to enter into a Supplementary MOU by virtue of which GIIC will not be required to repurchase the above shares and the Company shall hold these shares as investment. The Board of Directors of the Company and GIIC have agreed to enter into Supplementary MOU for which proposal has been sent to the Govt. of Gujarat for its approval. The remaining 25.45 Lakh shares of GACL as shown in above note have been purchased by the Company from the open market.

2.06 NON-CURRENT LOANS*

Particulars	(₹ in Lakh)	
	As at 31st March, 2022	As at 31st March, 2021
House building advance to employees		
Unsecured, considered good	401.24	464.47
Loans and advances to employees		
Unsecured, considered good	236.54	276.69
Other loans and advances to related parties		
Credit impaired	1,625.00	1,625.00
Less: Loss allowance	(1,625.00)	(1,625.00)
Total Non-Current Loans	637.78	741.16

* Refer note 2.45 for classification

2.06.01 Naini Coal Company Ltd. is a 50:50 joint venture of the Company and Pondicherry Industrial Promotion Development Investment Corp Ltd. (PIPDIC). Naini Coal Company Ltd had given Bank Guarantee of ₹ 6,500 Lakh to Coal Ministry, Govt of India for allocation of Naini Coal block in the State of Odisha. The said bank guarantee was secured by Corporate Guarantee of the Company for an amount of ₹ 3,250 Lakh and another ₹ 3,250 Lakh was secured by Bank Guarantee of UCO Bank, arranged by PIPDIC. Ministry of Coal, Govt of India has invoked 50% of Bank Guarantee i.e. ₹ 3,250 Lakh given by the Naini Coal Company Ltd. vide their letter dated 27th December, 2012 due to non-compliance of some terms and conditions of Naini Coal block allocation. The Company had discharged its liability of ₹ 1,625 Lakh towards invoked Bank Guarantee and has accounted for the same as advance to Naini Coal Company Ltd. Total provision for impairment made for advances to Naini Coal Company Ltd. amounts to ₹ 1,625 Lakh (2020-21: ₹ 1,625 Lakh).

The Company filed special civil application before the Hon'ble High Court of Gujarat against arbitrary cancellation of coal block as well as invocation of Bank Guarantee. During the pendency of petition before the Hon'ble High court of Gujarat, the Hon'ble Supreme Court has cancelled all the coal blocks. Therefore, the petition with the Hon'ble High Court of Gujarat was pending in respect of invocation of Bank Guarantee of ₹ 1,625 Lakh only. The Hon'ble High Court of Gujarat vide its judgement and order dated 31st July, 2019 has rejected the relief sought by the Company for seeking refund of Bank Guarantee.

In view thereof the company has preferred civil suit before Ld. Small Cause Court, Ahmedabad for recovery of ₹ 1,625 Lakh given as Bank Guarantee. The suit is subjudicial before the above court at Ahmedabad.

After filing the Suit before the civil court it was necessary to conduct mediation under section 89 of the Civil Procedure Code, 1908. Accordingly, the Court issued notice to all the parties to the suit to remain present for mediation process on 27th January, 2021. However, filing none other than GMDC attended the said proceeding therefore the mediation proceedings have been declared failed and the suit has been transferred to regular board of small cause court, Ahmedabad for hearing on merits. The matter is pending at the stage of summons for settlement of issues before the court.

2.07 OTHER NON-CURRENT FINANCIAL ASSETS*

(₹ in Lakh)

Particulars	As at 31st March, 2022	As at 31st March, 2021
Unsecured, considered good		
Security deposits	409.42	394.72
Deposits with Corporate Bodies	79,482.90	15,131.26
Balance with banks in Escrow Accounts	78,798.78	70,731.68
Others	541.76	541.76
Doubtful		
Deposits with Corporate Bodies	4,212.40	4,212.40
Less: Provision for impairment	(4,212.40)	(4,212.40)
Total Other Non-Current Financial Assets	1,59,232.86	86,799.42

* Refer note 2.45 for classification

2.07.01 Details of Mine Closure Provision and deposits thereagainst

(₹ in Lakh)

Project Name	Provisions in Books of Accounts up to		Principal amount deposited in escrow account as on	
	31st March, 2022	31st March, 2021	31st March, 2022	31st March, 2021
Umarsar	7,811.48	6,538.76	10,428.75	9,031.38
Rajparadi	3,845.20	3,703.63	3,845.88	3,845.88
Tadkeshwar	9,273.29	8,003.00	9,594.70	8,309.09
Mata No Madh	14,719.27	14,495.62	14,719.36	14,495.76
Bhavnagar	13,331.98	11,505.72	13,794.09	11,945.80
Panandhro	11,399.20	11,399.20	9,600.00	9,600.00

2.07.02 As per the Mine Closure guidelines (MCG), the amount is required to be deposited in Escrow Account with a scheduled bank. The Company has opened the Escrow accounts for its all six lignite mines and deposited the amount.

Panandhro Mine is having lease area of 1,151 hectares and 568 hectares. In respect of lease area of 1,151 hectares, the company has deposited an amount of ₹ 9,600 Lakh in escrow account as per calculation accepted by the Office of the Coal Controller of India as against provision of ₹ 11,399.20 Lakh as per draft mine closure plan. Necessary effect in the provision for mine closure will be given in the books of account after the acceptance of mine closure plan of the said mine by the Ministry of Coal, Government of India.

In respect of lease area of 568 hectares, the life of mine was over in March 2007. As lignite was exhausted, the last production of lignite was done therein in March 2007. It was last done more than two years before the Mine Closure Guidelines, 2009 which came into force w.e.f. 27th August, 2009. Mine closure activities are also almost over in the said lease area.

In the MCG there was a clause for deposition of funds for mine closure in the escrow account at the prescribed rates. However, there was no provision in the MCG to apply them with retrospective date. Therefore, the MCG are not applicable in respect of 568 hectares lease area. Hence, the same has not been provided and deposited.

2.07.03 It was observed by the Office of the Accountant General (AG) on the audited financial statements of the company for the Financial Year 2018-19 in respect of Bhavnagar Mines for understatement of provision for mine closure and overstatement of profit by ₹ 13.27 Crore and understatement of Balance with Banks in Escrow Account as well as of Cash and Cash equivalents by ₹ 13.93 Crore and assurance was given by the company to refer the matter to the Office of the Coal Controller of India (CCI) for their final conclusion. Accordingly, the matter has been referred to CCI and the final decision thereto is still awaited. Necessary adjustment, if any, will be made in the accounts after the final outcome of the matter. However, the company has not received any notice of shortfall for the amount deposited in escrow account.

2.07.04 As per the technical certificate, the company has carried out mine closure activities and incurred expenses during the year as per mine plan in respect of all the metallic-ferrous (non-lignite) mines either departmentally or through outside agencies and compliances are verified periodically by IBM authorities mandated by the Government of India.

2.08 OTHER NON-CURRENT NON-FINANCIAL ASSETS

Particulars	(₹ in Lakh)	
	As at 31st March, 2022	As at 31st March, 2021
Capital advances	1,386.48	1,386.48
Advance to contractor	964.63	345.29
Balances with Government Authorities	2,649.11	1,997.26
Advance income tax and TDS (net of provision)	46,470.65	44,317.60
Total Other Non-Current Non-Financial Assets	51,470.87	48,046.63

2.09 INVENTORIES

Particulars	(₹ in Lakh)	
	As at 31st March, 2022	As at 31st March, 2021
Current		
Mined ore	6,300.29	6,604.41
Finished goods	0.45	0.45
Stores, spares & fuel	3,028.95	3,752.60
	9,329.69	10,357.46
Less: Provision for obsolete stock	(358.24)	(517.90)
	8,971.45	9,839.56
Loose tools	9.36	9.99
Total Inventories	8,980.81	9,849.55

2.10 TRADE RECEIVABLES*

Particulars	(₹ in Lakh)	
	As at 31st March, 2022	As at 31st March, 2021
Current		
Debts outstanding		
Secured, considered good	880.30	896.71
Unsecured, considered good	19,611.67	13,628.26
Trade Receivables which have significant increase in credit risk	-	-
Trade Receivables credit impaired	97.27	97.27
	20,589.24	14,622.24
Less: Loss Allowance	(97.27)	(97.27)
Total Trade Receivables	20,491.97	14,524.97

* Refer note 2.45 for classification

2.10.01 Considering the affirmations for compliance of code of conduct of the Company given by the directors and other officers of the Company, neither any trade receivables are due from directors or other officers of the Company either severally or jointly with any other person, nor any trade receivables are due from firms or private companies in which any director is a partner, a director or member.

Trade Receivables ageing schedule as on 31st March, 2022

(₹ in Lakh)

Particulars	Outstanding for following periods from due date of payments					Total
	Less than 6 months	6 months - 1 year	1-2 yrs	2-3 yrs	More than 3 years	
Undisputed Trade Receivables – considered good	11,204.71	72.67	-	-	5,220.53	16,497.91
Undisputed Trade Receivables – which have significant increase in credit risk	-	-	-	-	-	-
Undisputed Trade Receivables – credit impaired	-	-	-	-	-	-
Disputed Trade Receivables – considered good	2,264.21	731.24	81.50	167.80	749.32	3,994.06
Disputed Trade Receivables – which have significant increase in credit risk	-	-	-	-	-	-
Disputed Trade Receivables – credit impaired	-	-	-	-	97.27	97.27
Total	13,468.91	803.91	81.50	167.80	6,067.13	20,589.24

Trade Receivables ageing schedule as on 31st March, 2021

(₹ in Lakh)

Particulars	Outstanding for following periods from due date of payments					Total
	Less than 6 months	6 months - 1 year	1-2 yrs	2-3 yrs	More than 3 years	
Undisputed Trade Receivables – considered good	5,769.42	1,177.89	-	2,371.76	4,207.29	13,526.36
Undisputed Trade Receivables – which have significant increase in credit risk	-	-	-	-	-	-
Undisputed Trade Receivables – credit impaired	-	-	-	-	-	-
Disputed Trade Receivables – considered good	4.87	73.83	170.59	406.30	343.02	998.62
Disputed Trade Receivables – which have significant increase in credit risk	-	-	-	-	-	-
Disputed Trade Receivables – credit impaired	-	-	-	-	97.27	97.27
Total	5,774.29	1,251.72	170.59	2,778.07	4,647.58	14,622.24

2.11 CASH AND OTHER BANK BALANCES*

(₹ in Lakh)

Particulars	As at 31st March, 2022	As at 31st March, 2021
Cash and Cash Equivalents		
Balances with banks		
In current accounts	1,398.48	21,213.04
Fixed deposit with original maturity of less than 3 months	65.00	225.00
Cash & stamp on hand	-	-
Others		
Deposits with financial institutions	2,800.00	2,700.00
Total Cash and Cash Equivalents	4,263.48	24,138.04
Other Bank Balances		
Earmarked balances with banks		
Unpaid dividend account	117.42	133.01
Fixed Deposit		
Security against borrowings (overdraft facility)	2,210.08	-
Security against guarantees	0.23	0.23
Security against other commitments	24.92	24.92
Doubtful deposits	374.00	374.00
	2,726.65	532.16
Less: Provision for impairment	(374.00)	(374.00)
Total Bank Balance other than Cash and Cash Equivalents	2,352.65	158.16

* Refer note 2.45 for classification

2.11.01 Other bank balances include restricted bank balances on account of unpaid dividend, Fixed deposits for Security against borrowings (overdraft facility), Security against guarantees and Security against other commitments as stated above.

Pending clearance of the title of the land, sale deed in respect of the land of the cement plant at Hadad sold earlier, was not executed and an amount of ₹ 24.92 Lakh (31st March, 2021: ₹ 24.92 Lakh) was recoverable from the buyer on execution of sale deed. The said amount has been deposited by the party before the Danta Court and in turn the Court has directed to the Company to deposit the said amount with a nationalised bank in the form of FDR with a lien marked in favour of Danta Court. Accordingly, the Company has placed the same with Union Bank of India, Vastrapur Branch, Ahmedabad.

2.12 CURRENT LOANS*

(₹ in Lakh)

Particulars	As at 31st March, 2022	As at 31st March, 2021
House building advance to employees		
Unsecured, considered good	71.68	90.68
Other loans and advances to employees		
Unsecured, considered good	226.83	232.28
Other loans and advances to related parties		
Unsecured, considered good	4.44	-
Credit impaired	3.00	3.00
Less: Loss allowance	(3.00)	(3.00)
Total Current Loans	302.95	322.96

* Refer note 2.45 for classification

2.13 OTHER CURRENT FINANCIAL ASSETS*

(₹ in Lakh)

Particulars	As at 31st March, 2022	As at 31st March, 2021
Unsecured, considered good		
Deposits with Corporate Bodies	1,11,850.00	1,04,895.36
Advance to others (Proposed JV to be formed with MOIL)	829.88	-
Others	659.87	621.26
Total Other Current Financial Assets	1,13,339.75	1,05,516.62

* Refer note 2.45 for classification

2.13.01 The company has paid in May 2015 an amount of ₹ 37.50 lakh for 3.75 Lakh shares of ₹ 10 each to Stone Research Foundation to subscribe its shares which is included under the head "Others" above. However, no shares have been allotted by the said company so far and it has been decided to close the Stone Research Foundation. Necessary adjustments in accounts will be made after receiving share application money and other receivables, if any.

2.13.02 In order to expand the area of operations and exploring mineral resources in the allotted areas of operations, a Memorandum of Understanding has been executed between the company and MOIL Ltd. on 1st October, 2019.

After completion of exploration work and its analysis, MOIL will prepare Techno Economic Feasibility Report (TEFR). Based on the TEFR, if project is viable, a Joint Venture Company (JVC) will be formed between GMDC and MOIL with shareholding of 49% and 51% respectively. If JVC is formed, expenditure incurred before JV formation by both the companies shall be considered as their investment in JVC. Pending such conversion, cost of exploration will be shared by MOIL and GMDC in equal proportion. The company's share therein has been shown above under the head "Advance to others".

2.14 OTHER CURRENT NON-FINANCIAL ASSETS

(₹ in Lakh)

Particulars	As at 31st March, 2022	As at 31st March, 2021
Balances with Government Authorities	12,183.67	2,607.29
Prepaid expenses	1,900.37	1,083.16
Advances to employees/suppliers/contractors	984.37	1,260.98
Stripping Activity Adjustment Assets	-	4,705.72
Total Other Current Non-Financial Assets	15,068.41	9,657.15

2.15 ASSETS CLASSIFIED AS HELD FOR SALE

Particulars	(₹ in Lakh)	
	As at 31st March, 2022	As at 31st March, 2021
Plant & equipments	4.02	5.31
Furniture & fixtures	0.09	0.09
Vehicles	0.49	8.55
Office equipments	0.36	0.36
Total	4.95	14.31

2.15.01 Assets classified as held for sale during the reporting period were measured at the carrying value on the date of such classification which approximates fair value less cost to sell. Consequently, no impairment loss was identified on these assets. There has been no material change in the value of such assets after the date of initial classification of assets classified as held for sale.

2.16 EQUITY SHARE CAPITAL

Particulars	(₹ in Lakh)	
	As at 31st March, 2022	As at 31st March, 2021
Authorised Share Capital		
74,50,00,000 Equity Shares (31st March, 2021: 74,50,00,000) of ₹ 2/- each	14,900.00	14,900.00
1,00,000 Preference Shares (31st March, 2021: 1,00,000) of ₹ 100/- each	100.00	100.00
Total	15,000.00	15,000.00
Issued, Subscribed & Paid-up Capital		
31,80,00,000 Equity Shares (31st March, 2021: 31,80,00,000) of ₹ 2/- each fully paid up	6,360.00	6,360.00
Total	6,360.00	6,360.00

2.16.01 The reconciliation of the number of shares outstanding is set out below:

Particulars	As at	
	31st March, 2022	31st March, 2021
Number of shares outstanding at the beginning of year	31,80,00,000	31,80,00,000
Add: Shares issued during the year	-	-
Less: Shares bought back during the year	-	-
Number of shares outstanding at the end of year	31,80,00,000	31,80,00,000

2.16.02 Rights, preferences and restrictions attached to Equity Shares

The Company has only one class of equity shares having a face value of ₹ 2 per share. Each holder of equity share is entitled to one vote per share. The Company declares and pays dividend in Indian Rupees. The dividend proposed by the Board of Directors is subject to the approval of shareholders in the ensuing Annual General Meeting.

In respect of the Financial Year 2020-21, dividend of ₹ 0.20 per share was proposed and approved. The same was recognised as distributions to equity shareholders during the year ended 31st March, 2022 (31st March, 2021: ₹ 2 per share).

In the event of liquidation of the Company, the holders of equity shares will be entitled to remaining assets of the Company. The distribution will be in proportion to the number of equity shares held by the shareholders.

2.16.03 Details of shareholder(s) holding more than 5% equity shares in the Company

Particulars	As at	
	31st March, 2022	31st March, 2021
Number of Equity Shares		
Government of Gujarat	23,53,20,000	23,53,20,000
% Holding in Equity Shares		
Government of Gujarat	74.00%	74.00%

2.16.04 Details of shareholding of Promoters*

Particulars	As at 31st March, 2022	As at 31st March, 2021
Number of Equity Shares		
Government of Gujarat	23,53,20,000	23,53,20,000
% Holding in Equity Shares		
Government of Gujarat	74.00%	74.00%
% change during the year	0.00%	0.00%

*Promoter here means promoter as defined in the Companies Act, 2013.

2.17 OTHER EQUITY

Particulars	As at 31st March, 2022	As at 31st March, 2021
General Reserve	2,71,928.96	2,71,928.96
Retained Earnings	1,48,964.28	1,08,421.47
Reserves representing unrealised gains/(losses)	45,860.29	16,548.08
Total Other Equity	4,66,753.53	3,96,898.51

(₹ in Lakh)

Particulars	As at 31st March, 2022	As at 31st March, 2021
General Reserve		
Opening balance	2,71,928.96	2,71,928.96
Add/(Less): Amount transferred to/(from retained earnings)	-	-
Closing balance	2,71,928.96	2,71,928.96

(₹ in Lakh)

Particulars	As at 31st March, 2022	As at 31st March, 2021
Retained Earnings		
Opening balance	1,08,421.47	1,14,843.10
Prior period adjustment	-	2,839.08
Restated opening balance	1,08,421.47	1,17,682.18
Add:		
Profit during the period	40,428.36	(3,689.24)
Remeasurement of post employment benefit obligation, net of tax	750.45	788.53
Less:		
Equity dividend	(636.00)	(6,360.00)
Closing balance	1,48,964.28	1,08,421.47

(₹ in Lakh)

2.17.01 The amount that can be distributed by the Company as dividends to its equity shareholders is determined considering the requirements of the Companies Act, 2013. Thus, the amounts reported above are not distributable in its entirety.

Reserves representing unrealised gains/(losses)

Particulars	As at 31st March, 2022	As at 31st March, 2021
FVTOCI - Equity Investments		
Opening balance	16,548.08	13,164.29
Increase/(decrease) in fair value of FVTOCI - equity instruments	29,508.28	3,252.95
Income tax on net fair value gain or loss	(196.07)	130.84
Closing balance	45,860.29	16,548.08

(₹ in Lakh)

2.17.02 The Company has elected to recognise changes in the fair value of certain investments in equity securities in other comprehensive income. These changes are accumulated within reserves representing unrealised gain/(losses).

2.18A NON-CURRENT LEASE LIABILITIES*

(₹ in Lakh)

Particulars	As at 31st March, 2022	As at 31st March, 2021
Lease Liability	27.01	55.19
Total Non-current Lease Liabilities	27.01	55.19

* Refer note 2.45 for classification

2.18B OTHER NON-CURRENT FINANCIAL LIABILITIES*

(₹ in Lakh)

Particulars	As at 31st March, 2022	As at 31st March, 2021
Security and other deposits liability	167.78	165.85
Total Other Non-Current Financial Liabilities	167.78	165.85

2.18B.01 For majority of the security deposits received, the timing of outflow is uncertain as it depends on outcome of the underlying contracts. Thus the same has not been discounted because their present value would not represent meaningful information. The management does not believe it is possible to make assumptions for the outcome of the contract beyond the balance sheet date.

2.19 NON-CURRENT PROVISIONS

(₹ in Lakh)

Particulars	As at 31st March, 2022	As at 31st March, 2021
Provision for mine closure	46,749.75	46,601.31
Provision for decommissioning obligations	2,755.75	2,548.59
Stripping Activity Adjustment	9,488.58	-
Total Non-Current Provisions	58,994.08	49,149.90

2.19.01 Movements in Provisions (including current/non-current)

(₹ in Lakh)

Particulars	Stripping Activity Adjustment	Provision for mine closure	Provision for decommissioning obligations	Total
As at 1st April, 2021	(4,705.72)	46,601.31	2,548.59	44,444.18
Add: Unwinding of discounts	-	-	207.16	207.16
Add: Provision created during the year	14,194.30	4,734.51	-	18,928.81
Less: Expenses incurred on progressive mine closure	-	(4,586.07)	-	(4,586.07)
As at 31st March, 2022	9,488.58	46,749.75	2,755.75	58,994.08

Particulars	Provision for mine closure	Provision for decommissioning obligations	Total
As at 1st April, 2020	45,142.64	2,356.62	47,499.26
Add: Unwinding of discounts	-	191.97	191.97
Add: Provision created during the year	4,936.40	-	4,936.40
Less: Expenses incurred on progressive mine closure	(3,477.73)	-	(3,477.73)
As at 31st March, 2021	46,601.31	2,548.59	49,149.90

2.19.02 As per the guidelines for preparation of Mines Closure Plan issued by the Ministry of Coal, Government of India, the Company has made a provision for mines closure expenses to the tune of ₹ 60,380.42 Lakh (31st March, 2021: ₹ 55,645.93 Lakh) after considering the approved, submitted, prepared mine closure plans and has incurred progressive mine closure expenses of ₹ 13,630.68 Lakh (31st March, 2021: ₹ 9,044.62 Lakh) so far.

2.20 NON-CURRENT NET EMPLOYEE BENEFIT LIABILITIES

Particulars	(₹ in Lakh)	
	As at 31st March, 2022	As at 31st March, 2021
Provision for leave salary	3,803.84	3,931.37
Total Non-Current Net Employee Benefit Liabilities	3,803.84	3,931.37

2.21 DEFERRED TAX LIABILITIES/(ASSETS) (NET)

Particulars	(₹ in Lakh)	
	As at 31st March, 2022	As at 31st March, 2021
Deferred Tax relates to the following		
Deferred Tax Liabilities		
Due to depreciation	19,310.25	12,506.79
Due to Uncertain tax positions	3,206.05	3,135.54
Total Deferred Tax Liabilities (A)	22,516.30	15,642.33
Deferred Tax Assets		
Due to disallowance under section 43B of Income Tax Act	(12,891.29)	(19,112.97)
Decommissioning obligations (Net)	(472.26)	(472.26)
Straightlining of operation and maintenance expenses	(815.22)	(957.98)
Due to other timing differences	(182.76)	(331.67)
Financial assets measured at FVTOCI	(27.59)	(223.66)
Total Deferred Tax Assets (B)	(14,389.12)	(21,098.54)
Net Deferred Tax Liabilities/(Assets) (A-B)	8,127.18	(5,456.21)

2.21.01 Movements in Deferred Tax Liabilities/(Assets) (net)

Particulars	(₹ in Lakh)							
	Due to depreciation	Financial assets measured at FVTOCI	Due to disallowance u/s 43B of Income Tax Act	Decommiss- ioning obligations (Net)	Straightlining of operation and maintenance expenses	Due to other timing differences	Due to Uncertain tax positions	Net Deferred Tax Liabilities/ (Assets)
As at 31st March, 2020	27,920.37	(92.83)	(18,103.83)	(472.26)	(957.98)	(345.30)	3,188.09	11,136.26
Charged/(credited)								
- to profit or loss	(15,413.58)		(1,432.70)	-	-	13.63	(52.56)	(16,885.21)
- to other comprehensive income		(130.83)	423.55	-	-	-	-	292.72
As at 31st March, 2021	12,506.79	(223.66)	(19,112.97)	(472.26)	(957.98)	(331.67)	3,135.54	(5,456.21)
Charged/(credited)								
- to profit or loss	6,803.46	-	5,818.59	-	142.75	148.91	70.51	12,984.22
- to other comprehensive income -		196.07	403.10	-	-	-	-	599.17
As at 31st March, 2022	19,310.25	(27.59)	(12,891.29)	(472.26)	(815.22)	(182.76)	3,206.05	8,127.18

2.21.02 Reconciliation of average effective tax rate and the applicable tax rate:

Particulars	(₹ in Lakh)	
	2021-22	2020-21
Accounting Profit before income tax expenses	73,602.44	(34,446.76)
Tax at the Indian tax rate of 25.17% (2020-21 - 34.944%)	18,525.74	(12,037.08)
Tax effect of amounts which are not deductible (taxable) in calculating taxable income:		
Effect of reversal of tax exemption on adoption of new tax regime net reduction in tax rate	13,423.07	-
Effect of expenses that are not deductible in determining the taxable profit	207.10	276.80
Effect of concessions (u/s 801A)	-	(2,800.07)
Others	412.72	15.10
Adjustments for the current tax of prior periods / prior period items	605.45	(16,212.27)
Income Tax Expenses at the effective income tax rate of 45.07% (2020-21: 89.29%)	33,174.08	(30,757.52)

2.21.03 Items of Other Comprehensive Income (OCI)

(₹ in Lakh)

Particulars	2021-22	2020-21
Deferred tax related to items recognised in OCI during the year:		
Unrealised (gain)/loss on FVTOCI equity securities	(196.07)	130.84
Net loss/(gain) on remeasurements of defined benefit plans	(403.10)	(423.55)
Income tax charged to OCI	(599.17)	(292.71)

2.22 OTHER NON-CURRENT NON-FINANCIAL LIABILITIES

(₹ in Lakh)

Particulars	As at 31st March, 2022	As at 31st March, 2021
Deferred Operation & Maintenance Liability and Others	1,531.07	1,779.24
Total Other Non-Current Non-Financial Liabilities	1,531.07	1,779.24

2.23A CURRENT LEASE LIABILITIES*

(₹ in Lakh)

Particulars	As at 31st March, 2022	As at 31st March, 2021
Lease Liability	28.18	26.09
Total Current Lease Liabilities	28.18	26.09

* Refer note 2.45 for classification

2.23B TRADE PAYABLES*

(₹ in Lakh)

Particulars	As at 31st March, 2022	As at 31st March, 2021
Current		
Total outstanding dues of micro enterprises and small enterprises	-	-
Total outstanding dues of creditors other than micro enterprises and small enterprises	20,925.01	17,571.47
Total Trade Payables	20,925.01	17,571.47

* Refer note 2.45 for classification

2.23B.01 As at 31st March, 2022, there are no outstanding dues to Micro, Small and Medium Enterprises as per confirmation received from creditors stated above. There is no interest due or outstanding on the same.

Trade Payables ageing schedule as on 31st March, 2022

(₹ in Lakh)

Particulars	Outstanding for following periods from due date of payments					Total
	Less than 6 months	6 months - 1 year	1-2 yrs	2-3 yrs	More than 3 years	
MSME	-	-	-	-	-	-
Others	19,358.74	141.23	100.27	10.12	166.09	19,776.45
Disputed dues - MSME	-	-	-	-	-	-
Disputed dues - Others	506.55	403.45	233.04	-	5.51	1,148.55
Total	19,865.29	544.68	333.31	10.12	171.61	20,925.01

Trade Payables ageing schedule as on 31st March, 2021

(₹ in Lakh)

Particulars	Outstanding for following periods from due date of payments					Total
	Less than 6 months	6 months - 1 year	1-2 yrs	2-3 yrs	More than 3 years	
MSME	-	-	-	-	-	-
Others	15,990.13	136.58	29.27	624.60	77.84	16,858.42
Disputed dues - MSME	-	-	-	-	-	-
Disputed dues - Others	480.21	227.31	-	5.51	-	713.04
Total	16,470.35	363.89	29.27	630.11	77.84	17,571.47

2.24 OTHER CURRENT FINANCIAL LIABILITIES*

Particulars	(₹ in Lakh)	
	As at 31st March, 2022	As at 31st March, 2021
Other payables (including for capital goods and services)	301.73	794.02
Other payables to related parties	15.16	-
Earnest money deposits	517.65	458.48
Security and other deposits liability	10,599.94	5,940.97
Other financial liabilities	4,193.70	3,507.66
Total Other Current Financial Liabilities	15,628.18	10,701.13

* Refer note 2.45 for classification

2.24.01 Vide Government Resolution dated 19th November, 2009, the Company has been given permission to lift Manganese Ore from dumps of Shivrajpur areas and dispose of the same for which the Company will be entitled to retain 20% of the sale price. The Company has to keep remaining 80% of the sale price of Manganese Ore dump in a separate account of Gujarat Mineral Research & Development Society (GMRDS) for mineral survey and exploration. Accordingly, ₹ 565.12 Lakh (31st March, 2021: ₹ 297.04 Lakh) (i.e. 80% of the basic sale price) has been transferred during the year to GMRDS and included under the head "Other Financial Liabilities".

2.25 CURRENT NET EMPLOYEE BENEFIT LIABILITIES

Particulars	(₹ in Lakh)	
	As at 31st March, 2022	As at 31st March, 2021
Provision for provident fund	166.10	160.11
Provision for leave salary	1,192.83	1,098.23
Total Current Net Employee Benefit Liabilities	1,358.93	1,258.34

2.25.01 Disclosures for Gratuity & Leave Salary Provisions as per Indian Accounting Standard-19

Defined Contribution Plan		(₹ in Lakh)	
Particulars	2021-22	2020-21	
Contribution to PF & other funds	1,015.46	1,150.10	

Defined Benefit Plan

a) The following table sets out the status of the gratuity plan as required under Ind AS 19 and the reconciliation of opening balances of the present value of the defined benefit obligation.

(i) Changes in Present Value of Obligations

Particulars	(₹ in Lakh)	
	31-Mar-22	31-Mar-21
Present Value of Obligation as at the beginning of the year	13,013.33	14,074.35
Current Service Cost	696.67	774.89
Interest Cost	819.80	850.09
Actuarial (gain) / Loss on obligations	(1,124.45)	(1,249.59)
Benefits paid	(1,658.08)	(1,436.41)
Past Service Cost	-	-
Present Value of Obligations as at the end of the year	11,747.27	13,013.33

(ii) Changes in the Fair Value of Plan Assets

Particulars	(₹ in Lakh)	
	31-Mar-22	31-Mar-21
Fair Value of Plan Assets at the beginning of the year	13,464.88	13,662.00
Expected Return on Plan Assets	848.39	825.18
Actuarial Gain / (loss) on Plan Assets	29.11	(37.51)
Contributions	1.22	451.62
Benefits Paid	(1,658.08)	(1,436.41)
Fair Value of Plan Assets at the end of the year	12,685.51	13,464.88

(iii) The amount recognised in the Balance Sheet

(₹ in Lakh)

Particulars	31-Mar-22	31-Mar-21
Fair Value of Plan Assets as at the end of the year	12,685.51	13,464.88
Present Value of Obligations as at the end of the year	(11,747.27)	(13,013.33)
Net Asset / (Liability) recognised in the Balance Sheet	938.24	451.55

(iv) Amount recognized in the Statement of Profit & Loss as employee benefit expenses

(₹ in Lakh)

Particulars	2021-22	2020-21
Current Service Cost	696.67	774.89
Interest Cost / (income)	(28.58)	24.91
Expected Return on Plan Assets	-	-
Past Service Cost	-	-
Expenses/(Income) Recognised as part of employee benefit expenses	668.08	799.80

(v) Amount recognised in the Other Comprehensive Income

(₹ in Lakh)

Particulars	2021-22	2020-21
Net actuarial (gain) / loss recognised in the year	(1,153.55)	(1,212.08)
Expenses/(Income) Recognised in other comprehensive income	(1,153.55)	(1,212.08)

(vi) Investment details

Particulars	% Invested as at	
	2021-22	2020-21
Funds with L.I.C. (% Invested)	100.00%	100.00%

(vii) Assumption details

Particulars	31-Mar-22	31-Mar-21
Mortality Rate during employment	Indian Assured lives mortality 2012-14 (Urban)	Indian Assured lives mortality (2006-08) (Ultimate)
Rate of Discounting	6.96%	6.33%
Rate of salary increase	6.00%	6.00%
Rate of Return on Plan Assets	6.96%	6.33%
Rate of Employee Turnover	2.00%	2.00%

The estimates of rate of escalation in salary considered in actuarial valuation by taking into account inflation, seniority, promotion and other relevant factors including attrition rate. The above information is certified by the actuary.

b) The Company has considered certain entitlements to earned leave, which can be carried forward to future periods as a long-term employee benefit.

Sensitivity Analysis

Reasonably possible changes at the reporting date to one of the relevant actuarial assumptions, holding other assumptions constant, would have affected the defined benefit obligation by the amounts shown below:

(vii) Investment details

(₹ in Lakh)

Particulars	Gratuity	
	2021-22	2020-21
Projected Benefit Obligation on Current Assumptions	11,747.27	13,013.33
Delta Effect of +1% Change in Rate of Discounting	(489.34)	(566.88)
Delta Effect of -1% Change in Rate of Discounting	547.14	634.19
Delta Effect of +1% Change in Rate of Salary Increase	115.53	177.80
Delta Effect of -1% Change in Rate of Salary Increase	(138.33)	(210.31)
Delta Effect of +1% Change in Rate of Employee Turnover	178.16	140.57
Delta Effect of -1% Change in Rate of Employee Turnover	(196.73)	(155.60)

2.26 OTHER CURRENT NON-FINANCIAL LIABILITIES

Particulars	(₹ in Lakh)	
	As at 31st March, 2022	As at 31st March, 2021
Advance from customers (Contract Liabilities)	3,359.19	3,374.08
Statutory taxes payable	555.30	498.01
Others	362.69	1,510.66
Total Other Current Non-Financial Liabilities	4,277.18	5,382.75

2.26.01 The Government of Gujarat (GOG) has provided funds amounting to ₹ 4,357.66 Lakh (31st March, 2021: ₹ 4,035.22 Lakh) which are in the nature of deposits for Construction and other expenses for Stone Park and Laboratory on behalf of Commissioner of Geology & Mining (CGM), GOG. Out of the said deposits, the Company has utilised ₹ 4,185.84 Lakh (31st March, 2021: ₹ 2,880.49 Lakh) till 31st March, 2022. Net balance of unutilised funds amounting to ₹ 171.82 Lakh (31st March, 2021: ₹ 1,154.73 Lakh) is shown under the head "Other Current Non-Financial Liabilities".

Details of funds received and utilised for various activities are as under:

Particulars	(₹ in Lakh)		
	Funds Received up to 31st March, 2022	Funds Utilised up to 31st March, 2022	Fund unutilised as on 31st March, 2022
Construction and other expenses of Stone Park	1,781.70	1,610.10	171.60
Construction and other expenses of Laboratory	2,575.96	2,575.74	0.22
Total	4,357.66	4,185.84	171.82
Previous Year	4,035.22	2,880.49	1,154.73

2.27 REVENUE FROM OPERATIONS**Revenue from contracts with customers (Disaggregated revenue information)**

Particulars	(₹ in Lakh)	
	2021-22	2020-21
Sale of Products		
- Sale from Lignite Projects	2,38,533.64	1,08,913.50
- Sale from Bauxite Projects	6,688.37	5,343.03
- Sale from Thermal Power Project	14,393.05	7,584.03
- Sale from Renewable Energy Projects	13,784.15	12,524.74
- Sale from Other Projects	281.47	205.06
Less:		
Cash discount/incentives	472.74	307.45
Sale of products (net)	2,73,207.94	1,34,262.91
Total Revenue from Operations	2,73,207.94	1,34,262.91

2.27.01 The Company is selling lignite/ power to GSECL/GUVNL. For arriving at the rate of lignite to be charged in invoice for sale of Lignite/power from year to year, it is charging rate of interest of 13% on fixed assets of the respective project for finalisation of cost as per agreed formula and accordingly has recognised the revenue on such sale. However, w.e.f. 1st July, 2017, while making the payment, GSECL and GUVNL are allowing rate of interest of 8.50% only instead of 13%. Amount receivable from GSECL/GUVNL thereagainst is ₹ 1,027.02 Lakh (31st March, 2021: ₹ 998.62 Lakh)

After 1st July, 2021, from time to time the company has revised upward the rate of lignite/power sold to GSECL/GUVNL and accordingly has recognised the revenue on such sale as per agreed formula. However, payments are being made by GSECL and GUVNL without considering such rate revision. Amount receivable from GSECL/GUVNL thereagainst is ₹ 2,967.04 Lakh (31st March, 2021: ₹ Nil).

The matter has been referred to Government of Gujarat (GOG) to settle the issue. Necessary adjustment entries, if any, will be passed after the matter is finalised by GOG.

2.28 FINANCE INCOME

	(₹ in Lakh)	
Particulars	2021-22	2020-21
Interest Income		
- FDRs with Banks & Inter Corporate Deposits (ICDs)	8,850.67	7,682.34
- Others	3,742.72	5,205.10
Total Finance Income	12,593.39	12,887.44

2.28.01 During the year, the company earned an interest of ₹ 3,680.30 Lakh (2020-21: ₹ 3,920.90 lakh) on the fixed deposits of ₹ 76,988.30 Lakh (31st March, 2021: ₹ 68,731.39 Lakh) held in the escrow accounts for mine closure expenses and recognised such interest as income in the Statement of Profit and Loss. The interest income so earned is a part of escrow account over which the company has no hold until the provisions of mine closure plan are complied.

As per prevailing guidelines of Ministry of Coal, Govt of India, up to 50% of the total deposited amount including interest accrued in the escrow account would be released to the company after every five years in proportion to the expenditure incurred on mine closure and the balance will be released at the end of final mine closure on compliance of all the provisions of mine closure plan, provided that restoration of mine is completed within the specified period, failing which the amount in the escrow account is liable to be forfeited.

2.29 OTHER INCOME

	(₹ in Lakh)	
Particulars	2021-22	2020-21
Income from Investments		
- Dividend Income	991.88	849.83
Net gain on Sale of Fixed Assets	33.94	9.02
Sale of Scrap material	273.25	35.27
Excess Provision of Earlier Years Written Back	171.61	198.91
Liquidated Damages/Penalty	589.56	301.87
Other Misc. Income	897.12	846.87
Total Other Income	2,957.36	2,241.77

2.30 CHANGES IN INVENTORIES OF FINISHED GOODS & MINED ORE

	(₹ in Lakh)	
Particulars	2021-22	2020-21
Inventories at the end of the year:		
Finished Goods	0.45	0.45
Mined Ore	6,300.29	6,604.41
Stock of Fuel	104.10	405.78
	6,404.84	7,010.64
Less : Inventories at the beginning of the year:		
Finished Goods	0.45	0.45
Mined Ore	6,604.41	6,632.14
Stock of Fuel	405.78	153.22
	7,010.64	6,785.81
(Increase) / Decrease in Inventories	605.80	(224.83)

2.31 EMPLOYEE BENEFIT EXPENSES

	(₹ in Lakh)	
Particulars	2021-22	2020-21
Salaries, Wages & Bonus	9,836.84	9,651.75
Contribution to Provident fund & other funds	1,699.09	1,975.57
Staff Welfare Expenses	1,068.22	1,165.01
Terminal Benefits	682.80	293.18
Directors' Sitting Fees & Allowances	2.10	1.95
Total Employee Benefit Expenses	13,289.05	13,087.46

2.32 FINANCE COSTS

	(₹ in Lakh)	
Particulars	2021-22	2020-21
Unwinding of discount on Provisions	207.16	191.97
Interest on lease liability	6.05	3.05
Interest on delayed payment of income tax	0.09	1.32
Other Charges	-	0.06
Total Finance Costs	213.30	196.40

2.33 DEPRECIATION AND AMORTISATION EXPENSES

(₹ in Lakh)

Particulars	2021-22	2020-21
Depreciation of Property, Plant and Equipment	6,597.03	8,258.34
Depreciation on investment properties	123.77	123.78
Amortisation of intangible assets	3,077.54	1,039.03
Total Depreciation and Amortisation Expenses	9,798.34	9,421.15

2.34 OTHER EXPENSES

(₹ in Lakh)

Particulars	2021-22	2020-21
Manufacturing Expenses		
Loading of Lignite & Overburden Removal	1,14,255.42	65,811.22
Freight & Octroi Expenses	2,114.12	1,271.32
Other Loading Charges & Mining Expenses	663.71	864.59
Electricity Expenses	1,770.70	1,803.39
Consumption of Stores, Spares & Chemicals	1,097.85	1,027.51
Operation & Maintenance Charges and Fuel for Thermal Project	1,412.91	1,419.02
Operation & Maintenance Charges for Renewable Energy Projects	2,388.08	2,505.78
Repairs & Maintenance		
- Buildings	512.36	440.95
- Machineries (Including spares)	543.16	471.88
- Other Assets	102.78	386.28
Rates & Taxes		
- Royalty	17,669.01	8,268.36
- GST Compensatory Cess	32,005.95	21,590.32
- Other Rates & Taxes	612.94	344.83
Mine Closure Expenses	4,734.51	4,936.40
Rent	4.05	8.50
(A)	1,79,887.55	1,11,150.35
Administrative & Selling Expenses		
CSR Expenses	785.00	955.33
Donation	-	1,500.00
Financial Contribution to Government Bodies	204.00	244.86
Insurance Premium	608.17	576.14
Vehicle Hire Charges	1,008.17	924.04
Advertisement & Publicity	161.74	15.28
Security Expenses	3,273.44	3,225.10
Legal & Professional Fees	1,307.79	453.89
Payment to Auditors		
- Audit Fees	11.09	10.07
- For Tax Audit	1.48	1.33
- For Certification and other matters	2.15	2.50
- For reimbursement of expenses	0.40	-
Remuneration to Managing Director	9.82	34.59
GST Expenses	2,079.30	1,364.81
Other Miscellaneous Charges	1,909.66	1,240.92
(B)	11,362.21	10,548.86
Total Other Expenses	(A+B) 1,91,249.76	1,21,699.21

2.34.01 During the year, royalty on account of sale of Bauxite had been accounted for ₹ 1,423.89 Lakh (2020-21: ₹ 1,288.21 Lakh) on ad hoc basis as intimated by the Commissioner of Geology and Mining. Necessary adjustment shall be made in the accounts after final outcome of the matter.

2.34.02 In view of the Supreme Court's decision in respect of mining activities, applications made by the Company for renewal of leases covering 2,040 (2020-21: 2,040) hectares of land at Panandhro lignite mine for extracting lignite are pending since 1993-94. Necessary adjustment in respect of liability for any charges, taxes, duties etc. will be provided in accounts on finalization of renewal applications.

2.34.03 During the year, the Company has written off ₹ 3.68 Lakh (2020-21: ₹ 21 Lakh) and written back ₹ 4.15 Lakh (2020-21: ₹ 89.33 Lakh) in the books of account. In the opinion of the management, such amounts are no longer receivable / payable. Net effect thereof is written off/(back) to the Statement of Profit and Loss amounting to ₹ (0.47) Lakh (2020-21: ₹ (68.33) Lakh).

2.34.04 In compliance with Section 135(5) of the amended Companies Act, 2013, the Company has spent ₹ 785.00 Lakh (2020-21: ₹ 955.33 Lakh) against the minimum statutory requirement of spending ₹ 609.05 Lakh (2020-21: ₹ 947.97 Lakh) (based on average net profits of last 3 years) during the year towards Corporate Social Responsibility (CSR) Expense.

Corporate Social Responsibility (CSR) :

The Information with regard to CSR activities conducted by the Company the during year is as under :

Particulars	(₹ in Lakh)	
	2021-22	2020-21
Amount required to be spent by the company during the year	609.05	947.97
Amount of expenditure incurred	785.00	955.33
Shortfall at the end of the year	-	-
Total of previous years shortfall	-	-
Reason for shortfall	-	-

Nature of CSR activities :

1. Promoting Education
2. Livelihood Enhancement
3. Community Health and Sanitation
4. Community Infrastructure
5. Protection of Art and Culture

Related party transactions :

Type of Transaction	(₹ in Lakh)	
	2021-22	2020-21
Contribution to a Trust controlled by the company in relation to CSR expenditure	785.00	950.00
Other (Specify)		

Provision Summary (CSR) :

Particulars	(₹ in Lakh)	
	2021-22	2020-21
Provision at the beginning of the year	-	-
Add: Addition during the year	-	-
Less: Reversal/Adjustment during the year	-	-
Provision at the Closing of the year	-	-

2.35 INCOME TAX EXPENSES

This note along with note 2.21 and its sub notes provides an analysis of the Company's income tax expenses. It shows amounts that are directly recognised in equity and how the tax expense is affected by non-assessable and non-deductible items. It also explains significant estimates made in relation to the Company's tax positions.

Particulars	(₹ in Lakh)	
	2021-22	2020-21
Current Tax Expenses		
Current tax on profits for the year	19,584.41	2,214.97
Adjustments for the current tax of prior periods	605.45	(16,087.27)
Total Current Tax Expenses	20,189.86	(13,872.30)
Deferred Tax Expenses		
Decrease/(Increase) in deferred tax assets	6,110.25	(1,419.08)
(Decrease)/Increase in deferred tax liabilities	6,873.97	(15,466.14)
Total Deferred Tax Expenses	12,984.22	(16,885.22)
Total Income Tax Expenses	33,174.08	(30,757.52)

2.35.01 Short/Excess Provision for Tax of Earlier years - During the year, the company has written off/(back) the difference between the provision for income tax as per books of account and income tax payable on taxable income as per income tax returns filed for earlier years amounting to ₹ 605.45 Lakh (2020-21: ₹ 16,087.27 Lakh) and the same has been disclosed in the Statement of Profit and Loss Account as Short/Excess Provision for Tax of Earlier years.

2.35.02 As per Section 115BAA of the Income Tax Act, 1961, the company has the option to exercise switchover to new tax regime on or after the 1st day of April, 2020, by forgoing certain available tax deductions, which cannot be reversed in the subsequent years. The applicable Income tax rate as per the new tax regime comes to 25.17% as against the tax rate of 34.944% as per old tax regime. Till the Financial Year (F.Y.) 2020-21 such switchover was not beneficial to the company. However, considering the net fund outflow under both the tax regimes, from F.Y. 2021-22 it was decided to switchover to new tax regime. The tax liability under the new tax regime comes to ₹ 19,584.41 Lakh as against tax liability of ₹ 23,577.68 Lakh as per the old regime and tax impact has been given in the accounts considering new tax regime.

Adoption of new tax regime as stated above has resulted in increase in the deferred tax liability on account of reversal of deferred tax asset available to the company. This has net tax impact of ₹ 13,423.70 Lakh which has been shown as deferred tax expense in the Statement of Profit and Loss.

2.36 EARNINGS PER SHARE

Particulars	2021-22	2020-21
Profit attributable to equity holders for (₹ in Lakh):		
Basic earnings	40,428.36	(3,689.24)
Adjusted for the effect of dilution	40,428.36	(3,689.24)
Weighted average number of Equity Shares for:		
Basic EPS	31,80,00,000	31,80,00,000
Adjusted for the effect of dilution	31,80,00,000	31,80,00,000
Earnings Per Share (Face value of ₹ 2/- each):		
Basic (₹)	12.71	(1.16)
Diluted (₹)	12.71	(1.16)

2.37 CONTINGENT LIABILITIES

Sr No	Particulars	As at 31st March, 2022	As at 31st March, 2021
1	Income Tax	37,554.57	32,099.52
2	Sales Tax/VAT	419.04	419.04
3	Excise & Service Tax	1,601.13	1,746.94
4	Related to contractors, land compensation and others	56,654.72	42,586.09
5	Royalty, stamp duty, conversion tax and other Government levies etc.	6,275.32	7,977.81
6	Incentives to employees	1,158.84	1,158.84
7	Guarantees excluding financial guarantees	4,289.19	3,103.22
	Total Contingent Liabilities	1,07,952.81	89,091.46

2.37.01 The company is a sole merchant seller of Lignite in the State of Gujarat. Lignite was exhausted in the Panandhro mines in April 2018. Prior to that production from Panandhro mines was inadequate to meet the needs of the power plants of the company and GSECL as well as demand of the customers of Kutch region.

Apart from power plants, the company has also to cater to the fuel needs of Micro, Small, Medium and Large Enterprises, therefore, it was inevitable in the larger public interest to increase lignite production in Kutch Region i.e. from Mata No Madh and Umarsar mines above its specified annual lignite production capacity for which the concurrence of Board has been accorded and the Government of Gujarat has been intimated to enhance the Annual Lignite Production Capacity. Liability in this regard, if any, cannot be ascertained at this stage. Necessary adjustment entries, if any, will be passed after the final outcome of the matter.

2.38 COMMITMENTS

Particulars	As at 31st March, 2022	As at 31st March, 2021
Capital Commitments		
Estimated amount of contracts remaining to be executed on capital account and not provided for	676.46	743.64

2.39 EVENTS OCCURRING AFTER THE REPORTING PERIOD

The Board has recommended dividend of ₹ 4.30 per share which is subject to approval of shareholders in the ensuing general meeting.

2.40 In the opinion of Management, any of the assets other than items of property, plant and equipment, investment properties, intangible assets and Non-Current Investments have a value on realisation in the ordinary course of business at least equal to the amount at which they are stated, unless otherwise stated.

2.41 Balances of trade payables, trade receivables, loans & advances, advances from customers, other non-current/current liabilities, etc. are subject to confirmation and adjustments, if any, in the accounts.

2.42 On periodical basis and as and when required, the Company reviews the carrying amounts of its assets. In case the fair value is less than the carrying value, an impairment charge is created.

GMDC Ltd. had commissioned 2 X 125 MW Akrimota Thermal Power Station (ATPS) at Village Nani Chher, Taluka-Lakhpat, Dist. Kutchh, Gujarat State in the year 2005, wherein lignite was supplied from its own mines.

The ATPS was incurring heavy losses since financial year 2019-20. Plant load factor (PLF) had gone down drastically from 54.22% in 2018-19 to as low as 19.87% in 2020-21.

Therefore, in the financial year 2020-21, the Company had reviewed the carrying amount of ATPS's assets and the recoverable amount. The recoverable amount is higher of fair value less cost to sales and value in use. In case of ATPS (cash generating unit), the recoverable amount i.e. fair value less cost to sale as on 31st March, 2021 was ₹ 21,901.81 Lakh. Carrying amount of ATPS in books as on 31st March, 2021 was ₹ 61,561.30 Lakh. Therefore, there was an impairment loss of ₹ 39,659.49 Lakh being difference between carrying amount and recoverable amount. 'Market Value' basis of Valuation has been adopted as per the framework and guidelines provided in the international valuation guidelines.

The said loss of ₹ 39,659.49 Lakh has been shown as impairment loss in ATPS as an exceptional item in the Statement of Profit and Loss for financial year 2020-21.

2.43 SEGMENT INFORMATION

(a) Description of segment and principal activities

The Chief Operational Decision Maker (CODM) monitors the operating results of its business segments separately for the purpose of making decisions about resource allocation and performance assessment, and accordingly, the Company has identified two reportable operating segments viz. Mining and Power. Operating segments have been identified and reported in a manner consistent with the internal reporting provided to the CODM.

(b) Segment revenue and expenses

Revenue and expenses have been identified to a segment on the basis of relationship to operating of the segment. Revenue and expenses which relate to enterprise as a whole and are not allocable to a segment on a reasonable basis have been disclosed as "Unallocated".

(c) Segment assets and liabilities

Segment assets and segment liabilities represent assets and liabilities in respective segments. Investments, tax-related assets and other assets and liabilities that cannot be allocated to a segment on a reasonable basis have been disclosed as "Unallocated".

(d) Secondary segment reporting

The Company does not have geographical distribution of revenue as the operations of the Company are carried out within the country and hence secondary segmental reporting based on geographical locations of its customers is not applicable to the Company.

(e) Information about major customers

Revenue from power segment (which exceeds 10% of total segment revenue) amounting to ₹ 27,704.46 Lakh (2020-21: ₹ 19,801.32 Lakh) is derived from a single customer and revenue from mining segment (which exceeds 10% of total segment revenue) amounting to ₹ 13,406.64 Lakh (2020-21: ₹ 17,919.57 Lakh) (inclusive of tax) is derived from a single customer.

(f) Information about product and services

The Company's revenue from external customers for each product is same as that disclosed below under "segment revenue".

(₹ in Lakh)

Particulars	2021-22				2020-21			
	Mining Projects	Power Projects	Unallocated	Total	Mining Projects	Power Projects	Unallocated	Total
Segment Revenues								
External Revenue*	2,45,503.48	27,704.46	-	2,73,207.94	1,14,461.59	19,801.32	-	1,34,262.91
Inter Segment Revenue	8,884.21	-	-	8,884.21	7,276.38	-	-	7,276.38
Total Segment Revenue	2,54,387.69	27,704.46	-	2,82,092.15	1,21,737.97	19,801.32	-	1,41,539.29
Segment Results								
Profit/(Loss)	63,119.99	2,728.12	(6,441.21)	59,406.90	1,419.18	(3,235.25)	(7,158.45)	(8,974.52)
Unallocated other income			13,585.27	13,585.27			13,737.27	13,737.27
Unallocated expenses and finance cost			610.27	610.27			449.99	449.99
Profit before exceptional items and tax	63,119.99	2,728.12	7,754.33	73,602.44	1,419.18	(3,235.25)	7,028.81	5,212.74
Exceptional Items								
Loss on impairment of property, plant and equipment		-	-	-		(39,659.49)	-	(39,659.49)
Profit Before Tax	63,119.99	2,728.12	7,754.33	73,602.44	1,419.18	(42,894.74)	7,028.81	(34,446.75)
Income Tax - Current			19,584.41	19,584.41			2,214.97	2,214.97
(Excess)/short provision of income tax			605.45	605.45			(16,087.27)	(16,087.27)
Deferred tax			12,984.22	12,984.22			(16,885.22)	(16,885.22)
Profit after tax	63,119.99	2,728.12	(25,419.75)	40,428.36	1,419.18	(42,894.74)	37,786.33	(3,689.23)
Other information								
Depreciation and amortisation	3,829.37	5,616.62	352.35	9,798.34	1,856.26	7,235.88	329.01	9,421.15
Non-Cash Expenses other than depreciation and amortisation	4,781.54	-	-	4,781.54	44,695.16	-	-	44,695.16

* Segment Revenue includes other income which is directly attributable to each segment.

Segments Assets**

(₹ in Lakh)

Particulars	As at 31st March, 2022	As at 31st March, 2021
Mining Projects	1,48,822.31	1,39,052.80
Power Projects	96,374.40	1,02,000.85
Unallocated	3,42,785.26	2,52,226.19
Total	5,87,981.97	4,93,279.84

Segments Liabilities**

(₹ in Lakh)

Particulars	As at 31st March, 2022	As at 31st March, 2021
Mining Projects	89,868.86	73,611.67
Power Projects	5,893.93	6,900.23
Unallocated	19,105.65	9,509.43
Total	1,14,868.44	90,021.33

** Segment assets and liabilities are measured in same way as in the financial statements. They are allocated based on the operations of the segment.

1. Segment assets and liabilities are subject to reconciliation.

2. Segment Revenue of Mining includes ₹ 8,884.21 Lakh (2020-21: ₹ 7,276.38 Lakh) being captive consumption of Lignite/Lime for Power Project.

2.44 RELATED PARTY DISCLOSURES

As per the Indian Accounting Standard-24 on “Related Party Disclosures”, details for reporting period are as follows:

2.44.01 Associate/Joint Venture

Name of the entity	Type
Gujarat Jaypee Cement and Infrastructure Ltd.	Associate
Gujarat Credo Mineral Industries Ltd.	Associate
Aikya Chemicals Pvt. Ltd.	Associate
Gujarat Foundation for Entrepreneurial Excellence	Joint Venture
Swarnim Gujarat Fluorspar Pvt. Ltd.	Joint Venture
Naini Coal Company Ltd.	Joint Venture
Gujarat Mineral Research & Industrial Consultancy Society	100% controlled entity
GMDC Science & Research Centre	100% controlled entity
GMDC Gramya Vikas Trust	100% controlled entity

2.44.02 Transactions with related parties:

(₹ in Lakh)

Particulars	Associates		Joint Ventures		100% Controlled entity/Government related entities/KMP		Total	
	2021-22	2020-21	2021-22	2020-21	2021-22	2020-21	2021-22	2020-21
	Sale of Goods/Services	2,984.67	3,104.21	0.01	0.01	41,364.84	36,371.27	44,349.52
Purchase of Goods/Services	-	-	-	-	3.16	8.77	3.16	8.77
Fund disbursed on behalf of GOG	-	-	642.63	1,034.17	-	-	642.63	1,034.17
Reimbursement received	-	-	-	-	99.72	35.07	99.72	35.07
Received/Adjusted/Written Off	-	-	-	-	-	-	-	-
Funds deposited with GSFS	-	-	-	-	1,77,021.46	1,03,144.00	1,77,021.46	1,03,144.00
Funds withdrawn from GSFS	-	-	-	-	1,06,884.21	1,07,799.99	1,06,884.21	1,07,799.99
Interest Income/Other Income	23.14	77.73	-	-	8,772.53	7,677.33	8,795.67	7,755.06
Financial Contribution to Government Bodies	-	-	-	-	204.00	193.86	204.00	193.86
Contribution made to Provident Fund Trust	-	-	-	-	1,787.15	2,010.52	1,787.15	2,010.52
Contribution made to Gratuity Trust (100% funded with LIC)	-	-	-	-	-	450.00	-	450.00
Donation/Contribution for CSR Expenditure	-	-	-	-	785.00	950.00	785.00	950.00
Directors' sitting fees	-	-	-	-	2.10	1.95	2.10	1.95
Outstanding balances arising from sales/purchases of goods/services								
Accounts Payable as at year end	27.21	19.70	1,289.09	853.44	-	0.70		
Accounts Receivable as at year end	1,274.07	896.71	1,641.66	1,641.66	2,07,039.09	1,29,195.93		

1. The above transactions are inclusive of all taxes, wherever applicable.

2. Directors' sitting Fees include taxes, wherever applicable. Further, directors' sitting fees in respect of Government nominated directors are deposited directly into Government Treasury.

2.44.03 Terms and Conditions

Transactions relating to dividends were on the same terms and conditions that applied to other shareholders. Goods were sold to related parties as mentioned above on mutually agreed terms. Most of the outstanding balances are unsecured.

The Company has executed Power Purchase Agreements with one of the Government owned PSUs for sale of power generated from wind mills, solar and thermal power plant for the period ranging from 25 to 30 years.

2.44.04 Key Management Personnel Compensation:

(₹ in Lakh)

Particulars	2021-22	2020-21
Short-term employee benefits	67.49	94.08
Post-employment benefits	34.97	34.78
Long-term employee benefits	41.46	37.85
Termination benefits	-	-
Employee share-based payments	-	-
Total compensation	143.92	166.71

2.44.05 Other transactions with Government related entities

Apart from the above transactions, the Company has also entered into other transactions in the ordinary course of business with Government related entities. These are transacted at arm's-length prices based on the agreed contractual terms.

2.44.06 Further, the Company has entered into various long-term material supply and power purchase agreements with the related parties (including Government related entities) where goods/services are to be provided at prices determined based on the contractual terms agreed. Some of the contracts are in the process of being finalised pending the necessary approvals.

2.45 FINANCIAL INSTRUMENTS, FAIR VALUE AND RISK MEASUREMENTS**A. Financial instruments by category and their fair value**

(₹ in Lakh)

As at 31st March, 2022	Carrying amount				Fair value			Total
	FVTPL	FVTOCI	Amortised Cost	Total	Level 1 Quoted price in active markets	Level 2 Significant observable inputs	Level 3 Significant unobservable inputs	
Financial assets								
Investments								
- Equity Shares - Unquoted	-	12,226.50	-	12,226.50	-	-	12,226.50	12,226.50
- Equity Shares - Quoted	-	45,587.92	-	45,587.92	45,587.92	-	-	45,587.92
Loan								
- Non-current	-	-	637.78	637.78	-	-	-	-
- Current	-	-	302.95	302.95	-	-	-	-
Trade Receivables	-	-	20,491.97	20,491.97	-	-	-	-
Cash and Cash Equivalents	-	-	4,263.48	4,263.48	-	-	-	-
Other Bank Balances	-	-	2,352.65	2,352.65	-	-	-	-
Other financial assets								
- Non-current	-	-	1,59,232.86	1,59,232.86	-	-	-	-
- Current	-	-	1,13,339.75	1,13,339.75	-	-	-	-
Total financial assets	-	57,814.42	3,00,621.44	3,58,435.86	45,587.92	-	12,226.50	57,814.42
Financial liabilities								
Lease Liabilities								
- Non-current	-	-	27.01	27.01	-	-	-	-
- Current	-	-	28.18	28.18	-	-	-	-
Other financial liabilities								
- Non-current	-	-	167.78	167.78	-	-	-	-
- Current	-	-	15,628.18	15,628.18	-	-	-	-
Trade Payables	-	-	20,925.01	20,925.01	-	-	-	-
Total financial liabilities	-	-	36,776.16	36,776.16	-	-	-	-

* Fair value of financial assets and liabilities measured at amortised cost is not materially different from the amortised cost.

(₹ in Lakh)

As at 31st March, 2021	Carrying amount				Fair value			Total
	FVTPL	FVTOCI	Amortised Cost	Total	Level 1 Quoted price in active markets	Level 2 Significant observable inputs	Level 3 Significant unobservable inputs	
Financial assets								
Investments								
- Equity Shares - Unquoted	-	10,185.31	-	10,185.31	-	-	10,185.31	10,185.31
- Equity Shares - quoted	-	18,120.83	-	18,120.83	18,120.83	-	-	18,120.83
Loan								
- Non-current	-	-	741.16	741.16	-	-	-	-
- Current	-	-	322.96	322.96	-	-	-	-
Trade Receivables	-	-	14,524.97	14,524.97	-	-	-	-
Cash and Cash Equivalents	-	-	24,138.04	24,138.04	-	-	-	-
Other Bank Balances	-	-	158.16	158.16	-	-	-	-
Other financial assets								
- Non-current	-	-	86,799.42	86,799.42	-	-	-	-
- Current	-	-	1,05,516.62	1,05,516.62	-	-	-	-
Total financial assets	-	28,306.14	2,32,201.33	2,60,507.47	18,120.83	-	10,185.31	28,306.14
Financial liabilities								
Lease Liabilities								
- Non-current	-	-	55.19	55.19	-	-	-	-
- Current	-	-	26.09	26.09	-	-	-	-
Other financial liabilities								
- Non-current	-	-	165.85	165.85	-	-	-	-
- Current	-	-	10,701.13	10,701.13	-	-	-	-
Trade Payables	-	-	17,571.47	17,571.47	-	-	-	-
Total financial liabilities	-	-	28,519.73	28,519.73	-	-	-	-

* Fair value of financial assets and liabilities measured at amortised cost is not materially different from the amortised cost.

Types of inputs are as under:

Input Level I (Directly Observable) which includes quoted prices in active markets for identical assets such as quoted price for an equity security on Security Exchanges

Input Level II (Indirectly Observable) which includes prices in active markets for similar assets such as quoted price for similar assets in active markets, valuation multiple derived from prices in observed transactions involving similar businesses etc.

Input Level III (Unobservable) which includes management's own assumptions for arriving at a fair value such as projected cash flows used to value a business etc.

When measuring the fair value of an asset or a liability, the Company uses observable market data as far as possible. If the inputs used to measure the fair value of an asset or a liability fall into different levels of the fair value hierarchy, then the fair value measurement is categorised in its entirety in the same level of the fair value hierarchy as the lowest level input that is significant to the entire measurement.

As per the accounting policy of the company on Equity Instruments, all equity instruments in the scope of Ind AS 109 are measured at fair value. Equity instruments which are held for trading are classified as at Fair Value Through Profit or Loss (FVTPL). For all other equity instruments, the company has the option to make an irrevocable election on initial recognition, on an instrument-by-instrument basis, to present changes in fair value through Other Comprehensive Income (OCI) rather than through profit or loss. The option to present changes in Fair Value Through Other Comprehensive Income (FVTOCI) is available only at the time of initial recognition. Accordingly, the company has elected to measure its equity instruments through FVTOCI.

B. Measurement of fair values

i) Valuation techniques and significant unobservable inputs

The following are the valuation techniques used in measuring Level 3 fair values, as well as the significant unobservable inputs used.

Financial instruments measured at fair value

FVTOCI in unquoted equity shares:

Gujarat State Petroleum Corporation Limited

1. Market approach: This approach uses information generated by market transactions of the Company being valued or the transactions of comparable companies. The following market-linked information may be used for determining valuation under this approach:

- Quoted price of the company being valued,
- Past transaction value of the company being valued,
- Listed comparable companies' trading multiples like price-to-earning ratio, enterprise value to earning before interest, tax, depreciation and amortisation, enterprise value to sales etc.
- Transactions multiples for investment / M & A transaction of comparable companies.

The valuation arrived at based on the market approach reflects the current value of the Company perceived in the active market. However, as the valuation arrived at using market multiples is based on the past/current transaction or traded values of comparable companies/businesses, it may not reflect the possible changes in future trend of cash flows being generated by a business.

2. Income Approach: The income approach reflects present value of future cash flows. For valuing a business, the discounted cash flow (DCF) methodology is used under this approach. This methodology works on the premise that the value of a business is measured in terms of future cash flow streams, discounted to the present time at an appropriate discount rate. This method is used to determine the present value of business on a going concern assumption. The DCF technique recognises the time value of money.

The value of the firm is arrived at by estimating the Free Cash Flow to Firm (FCFF) and discounting the same at the Weighted Average Cost of Capital (WACC). FCFF is estimated by forecasting free cash flows available to the firm (which are derived on the basis of the likely future earnings of the company).

3. Cost Approach: The cost approach essentially estimates the cost of replacing the tangible assets of the business. The replacement cost takes into account the market value of various assets or the expenditure required to create the infrastructure exactly similar to that of a company being valued.

Significant unobservable inputs

Highest priority is given to unadjusted quoted price of listed entities and lowest priority to non-market linked inputs such as future cash flows used in income approach.

Inter-relationship between significant unobservable inputs and fair value measurement

The estimated fair value would increase (decrease) if there is a change in significant unobservable inputs used in determination of fair value.

Considering the diverse asset and investment base of the Company with differing risk/return profiles, a sum of the parts approach has been adopted for the valuation. Under this method, the value of each distinct business/asset/investment has been arrived at separately and total value estimate for the Company presented as the sum of all its business/assets/investments.

Gujarat Guardian Limited

Fair value is determined using the ratio of enterprise value to EBIDTA adjusted for the industry average. The industry average has been computed using peer companies. Further, in the absence of the latest valuation report of Gujarat Guardian Limited, the fair value is determined based on valuation report as on 31st December, 2021. Once the latest valuation report is available, appropriate changes would be made in the subsequent periods.

Gujarat Industrial And Technical Consultancy Organisation Limited (GITCO) and Gujarat Informatics Limited

In the absence of sufficient information for determination of fair value, the Company has determined the same using net worth as reflected in the financial statements as at the each reporting date. Management is of the view that the value so determined are reflective of the fair values.

Further, in the absence of the audited financial statements of GITCO and Gujarat Informatics Limited, the fair value is determined based on unaudited financial statements for the year ended 31st March, 2022. Once the audited financials are available, appropriate changes would be made in the subsequent periods.

ii) Transfers between Levels 1 and 2

There have been no transfers between Level 1 and Level 2 during the reporting periods

iii) Level 3 fair values

Movements in the values of unquoted equity instruments for the period ended 31st March, 2022 and 31st March, 2021:

Particulars	(₹ in Lakh)
	Amount
As at 31st March, 2020	13,794.84
Acquisitions/ (disposals)	-
Gains/ (losses) recognised in other comprehensive income	(3,609.53)
Gains/ (losses) recognised in statement of profit or loss	-
As at 31st March, 2021	10,185.31
Acquisitions/ (disposals)	-
Gains/ (losses) recognised in other comprehensive income	2,041.18
Gains/ (losses) recognised in statement of profit or loss	-
As at 31st March, 2022	12,226.49

Sensitivity analysis - Investments in unquoted equity instruments

On account of lack of sufficient information as at the end of reporting period and nature of investments, the management is of the view that it is impracticable to determine the sensitivity of the fair values to changes in the underlying assumptions.

C. Financial risk management

The Company has exposure to the following risks arising from financial instruments:

- Credit risk;
- Liquidity risk; and
- Market risk.

Risk management framework

The Company has a well-defined risk management framework. The Board of Directors of the Company has adopted a Risk Management Policy. Company has also set up a Risk Management Committee.

Looking to the profile of the Company, i.e., Mining and Power Operations, the Company has inbuilt risk management practices to address various operational risks. The Company has standard operating processes for various mining operations in order to mitigate procedures and prevent risk arising out of various operations. The Company has no external borrowings. Hence, there is no financial risk that can impact the Company's Financial Position. The Company primarily deals with natural resources. Hence, Policy of Government may impact the Company's operational strategy. The Company's risk management process revolves around following parameters:

1. Risk Identification and Impact Assessment
2. Risk Evaluation
3. Risk Reporting and Disclosure
4. Risk Mitigation

(i) Credit risk

Credit risk is the risk of financial loss to the Company if a customer or counter party to a financial instrument fails to meet its contractual obligations, and arises principally from the Company's receivables from customers.

Other financial assets

The Company maintains its Cash and cash equivalents and Bank deposits with banks having good reputation, good past track record and high quality credit rating and also reviews their creditworthiness on an on-going basis.

Trade and other receivables

Trade receivables of the Company are typically unsecured, except to the extent of advance received against sales for sale of lignite. Credit risk is managed through credit approvals and periodic monitoring of the creditworthiness of customers to which Company grants credit terms in the normal course of business. The Company performs ongoing credit evaluations of its customers' financial condition and monitors the creditworthiness of its customers to which it grants credit terms in the normal course of business. Significant portion of trade receivables at the respective reporting date comprise of State Governments' PSUs. Management does not expect any credit risk on the same. The allowance for impairment of trade receivables is created to the extent and as and when required, based upon the expected collectability of accounts receivables.

Movements in Expected Credit Loss Allowance		(₹ in Lakh)	
Particulars	As at 31st March, 2022	As at 31st March, 2021	
Balance at the beginning of the year	97.27	97.27	
Movements in allowance	-	-	
Closing balance	97.27	97.27	

The maximum exposure to credit risk for trade and other receivables by geographic region was as follows:		(₹ in Lakh)	
Particulars	Carrying amount		
	31st March, 2022	31st March, 2021	
India	20,491.97	14,524.97	
Other regions	-	-	
	20,491.97	14,524.97	

Management believes that the unimpaired amounts that are past due by more than 30 days are still collectible in full, based on historical payment behaviour and extensive analysis of customer credit risk, including underlying customers' credit ratings if they are available.

Management estimates that there are no instances of past due or impaired trade and other receivables.

(ii) Liquidity risk

Liquidity risk is the risk that the Company will encounter difficulty in meeting the obligations associated with its financial liabilities that are settled by delivering cash or another financial asset. The Company's approach to managing liquidity is to ensure, as far as possible, that it will have sufficient liquidity to meet its liabilities when they are due, under both normal and stressed conditions, without incurring unacceptable losses or risking damage to the Company's reputation.

Exposure to liquidity risk

The following are the remaining contractual maturities of financial liabilities at the reporting date. The amounts are gross and undiscounted, and include estimated interest payments and exclude the impact of netting agreements, if any.

(₹ in Lakh)				
31st March, 2022	Contractual cash flows			
	Carrying amount	Total	Less than 12 months	More than 12 months
Non-derivative financial liabilities				
Non-current financial liabilities	194.79	194.79	-	194.79
Current financial liabilities	15,656.36	15,656.36	15,656.36	-
Trade payables	20,925.01	20,925.01	20,925.01	-
Total	36,776.16	36,776.16	36,581.37	194.79

(₹ in Lakh)				
31st March, 2021	Contractual cash flows			
	Carrying amount	Total	Less than 12 months	More than 12 months
Non-derivative financial liabilities				
Non-current financial liabilities	221.04	221.04	-	221.04
Current financial liabilities	10,727.22	10,727.22	10,727.22	-
Trade payables	17,571.47	17,571.47	17,571.47	-
Total	28,519.73	28,519.73	28,298.69	221.04

(iii) Market risk

Market risk is the risk that changes in market prices - such as foreign exchange rates, interest rates and equity prices - will affect the Company's income or the value of its holdings of financial instruments.

Currency risk

The functional currency of the Company is Indian Rupees.

The Company do not use derivative financial instruments for trading or speculative purposes. As the Company does not engage in foreign exchange transaction, it is not exposed to currency risk.

Interest rate risk

Interest rate risk can be either fair value interest rate risk or cash flow interest rate risk. Fair value interest rate risk is the risk of changes in fair values of fixed interest bearing investments because of fluctuations in the interest rates. Cash flow interest rate risk is the risk that the future cash flows of floating interest bearing investments will fluctuate because of fluctuations in the interest rates. The Company does not have any undrawn or outstanding borrowings and hence does not possess any interest rate risk.

Price risk

The Company's exposure to equity securities price risk arises from investments held by the Company and classified in the balance sheet as fair value through other comprehensive income (FVTOCI). Some of the equity investments are publicly traded and are included in the NSE Nifty 50 Index.

Sensitivity

The table below summarises the impact of increases/decreases of the index on the Company's equity and other comprehensive income for the period. The analysis is based on the assumption that the index had increased by 20% or decreased by 20% with all other variables held constant, and that the Company's quoted equity instruments moved in line with the index. The % have been determined considering average of the actual movements in quoted prices of equity shares held as investments as at 31st March, 2022.

Particulars	(₹ in Lakh)	
	Impact on Other Comprehensive Income	
NSE NIFTY 50 - increase 20%	9,117.58	
NSE NIFTY 50 - decrease 20%	(9,117.58)	

2.46 CAPITAL MANAGEMENT

The Company's objectives when managing capital are to:

- safeguard their ability to continue as a going concern, so that they can continue to provide returns for shareholders and benefits for other stakeholders, and
- maintain an optimal capital structure to reduce the cost of capital.

The Company monitors capital using a ratio of 'adjusted net debt' to 'adjusted equity'. For this purpose, adjusted net debt is defined as total non-current liabilities, less cash and bank balances. Adjusted equity comprises all components of equity.

The Company's adjusted net debt to adjusted equity ratio at 31st March, 2022 and 31st March, 2021 was as follows.

Particulars	(₹ in Lakh)	
	As at 31st March, 2022	As at 31st March, 2021
Total Non-current liabilities	72,650.96	55,081.55
Less : Cash and bank balances	6,616.13	24,296.20
Adjusted net debt	66,034.83	30,785.35
Total equity	4,73,113.53	4,03,258.51
Adjusted net debt to adjusted equity ratio*	0.14	0.08

* Debt Equity Ratio disclosed here differs from the Debt Equity Ratio disclosed in note 2.49 as part of statutory disclosure requirement under schedule III.

2.47 Corresponding figures of the previous year have been re-grouped / re-arranged / re-classified / restated and revised, wherever necessary, for rounding off to nearest Lakh and/or to make them comparable with the figures of the current year.

2.48 PRIOR PERIOD ITEMS, ERRORS AND CHANGES IN ACCOUNTING POLICIES & ACCOUNTING ESTIMATES

(a) The Company has accounted for material prior period errors discovered during the current period, retrospectively by restating the comparative amounts to which the same relate. Since certain periods were prior to comparative period presented, the impact has been considered in opening balance sheet of comparative period presented.

Following are the financial items affected due to restatement in the comparative financial results presented hereunder for the matters stated above:

Financial Statements Line Item affected (Balance Sheet)	As at 31st March, 2021				As at 1st April, 2020			
	Earlier Presented Amount	Correction Amount	Reclassification Amount	Restated Amount	Earlier Presented Amount	Correction Amount	Reclassification Amount	Restated Amount
	(₹ in Lakh)							
ASSETS								
Non-Current Assets								
Intangible assets under development	-	8.01	-	8.01				
Loans	276.69	-	464.47	741.16				
Current Assets								
Trade Receivables	14,131.45	393.52	-	14,524.97				
Loans	787.43	-	(464.47)	322.96				
Other Financial Assets	1,05,514.57	2.05	-	1,05,516.62	1,02,656.67	4.39	-	1,02,661.06
Other Current Assets	9,579.78	77.37	-	9,657.15	9,780.28	8.52	-	9,788.80
LIABILITIES								
Non-Current Liabilities								
Lease Liabilities	-	0.00	55.19	55.19	-		29.21	29.21
Other Financial Liabilities	194.00	-	(28.15)	165.85	1,508.64		(29.21)	1,479.43
Provisions	52,102.37	(2,952.47)	-	49,149.90				
Current Liabilities								
Lease Liabilities	-	0.69	25.40	26.09	-	1.03	-	1.03
Trade Payables	17,386.90	235.94	(51.37)	17,571.47	13,711.78	126.29	-	13,838.07
Other Financial Liabilities	10,702.19	(0.00)	(1.06)	10,701.13	10,338.60	(2,953.50)	-	7,385.10
Other Current Liabilities	5,382.74	0.01	-	5,382.75				
Other Equity								
Retained Earnings	1,05,224.70	3,196.77	-	1,08,421.47	1,14,843.10	2,839.08	-	1,17,682.18
Prior Period Errors		2,839.08						
Short booking of Revenue from operations		339.07						
Short booking of employee benefit expenses		(2.49)						
Short booking of finance cost		(0.70)						
Excess booking of other expenses		21.81						

(₹ in Lakh)

Financial Statements Line Item affected (Statement of Profit and Loss)	2020-21		
	Earlier Presented Amount	Correction Amount	Restated Amount
INCOME			
Revenue from operations	1,33,923.84	339.07	1,34,262.91
EXPENSES			
Employee Benefit Expenses	13,084.97	2.49	13,087.46
Finance Cost	195.70	0.70	196.40
Other Expenses	1,21,721.02	(21.81)	1,21,699.21
Profit/(loss) After Tax for the Period	(4,046.93)	357.69	(3,689.24)

(Amount in ₹)

Effect on Earnings Per Share	2020-21		
	Earlier Presented Amount	Correction Amount	Restated Amount
Earnings per Share (EPS) for Profit for the Period (Face Value of ₹ 2)			
Basic (₹)	(1.27)	0.11	(1.16)
Diluted (₹)	(1.27)	0.11	(1.16)

2.49 FINANCIAL RATIOS

Various Financial ratios are disclosed as under:

Particulars	Numerator	Denominator	31-March-2022	31-March-2021	Variance	Reason for Change if Variance exceed 25%
			3.90	4.70	-16.92%	
a. Current Ratio (times)	Current Assets	Current Liabilities	0.00	0.00	0.00%	
b. Debt-Equity Ratio (times)	Debt consists of borrowings and lease liabilities	Shareholder's Equity	1,711.71	14,916.62	-88.52%	The company has no borrowings except nominal lease liabilities which has increased ten times
c. Debt Service Coverage Ratio (times)	Earnings available for debt service (Net Profit after taxes + Non-cash operating expenses + Interest + other non-cash adjustments)	Debt Service (Interest + Lease Payments + Principal Repayments)	9.23%	-0.91%	Not Comparable	Significant increase in Profit after Tax against Loss in F.Y. 2020-21
d. Return on Equity Ratio (%)	Profit After Tax - Preference Div. (if any)	Average Shareholder's Equity	29.02	13.87	109.23%	Revenue from operations has been more than doubled without corresponding increase in Inventory.
e. Inventory turnover ratio (times)	Revenue from Operations	Average Inventory	15.60	9.43	65.49%	Revenue from operations has been more than doubled without corresponding increase in Trade Receivable
f. Trade Receivables turnover ratio (times)	Revenue from Operations	Average Trade Receivables	2.99	2.13	40.06%	Increase in Lignite Loading and Overburden Expenses on account of increase in the sales quantity of Lignite
g. Trade payables turnover ratio (times)	Loading of Lignite & OB Removal + Mining Expense	Average Trade Payables	2.17	1.10	96.73%	Revenue from operations has been more than doubled without corresponding increase in working capital.
h. Net capital turnover ratio (times)	Revenue from Operations	Average working capital (i.e. Total current assets less Total current liabilities)	14.80%	-2.75%	Not Comparable	Increase in the quantity of sale of lignite coupled with increase in the rates thereof
i. Net profit ratio (%)	Net Profit After Tax	Revenue from Operations	15.60%	1.34%	1063.26%	Increase in the sales volume and sales margin resulting in doubling the Revenue from operations and resultant substantial increase in the companies earnings.
j. Return on Capital employed (%)	Earning before finance cost, exceptional item and tax	Capital Employed = Net worth + Lease liabilities + Deferred tax liabilities	70.83%	15.38%	360.60%	Market value of investments have doubled and also increase in dividend.
k. Return on investment (%)	Income generated from Investment	Average Investment				

2.50 COVID-19 IMPACT ON BUSINESS

Considering both the internal and external factors up to the date of approval of these financial results by the Board of Directors, the Company continues to believe that the impact of COVID-19 on its business, assets, profitability and liquidity, both present and future, if any, would be limited. There is no material impact on the carrying amounts of its inventories, intangible assets, trade receivables, investments and other financial assets. The management does not foresee any medium-to-long term risks at this stage in the company's ability to continue as a going concern.

2.51 RECENT PRONOUNCEMENTS

Ministry of Corporate Affairs ("MCA") notifies new standard or amendments to the existing standards under Companies (Indian Accounting Standards) Rules as issued from time to time. On 23rd March, 2022, MCA amended the Companies (Indian Accounting Standards) Amendment Rules, 2022, applicable from 1st April, 2022, as below:

Ind AS 103 - Reference to Conceptual Framework

The amendments specify that to qualify for recognition as part of applying the acquisition method, the identifiable assets acquired and liabilities assumed must meet the definitions of assets and liabilities in the Conceptual Framework for Financial Reporting under Indian Accounting Standards (Conceptual Framework) issued by the Institute of Chartered Accountants of India at the acquisition date. These changes are clarificatory in nature and do not significantly change the requirements of Ind AS 103. The Company does not expect the amendment to have any significant impact in its financial statements.

Ind AS 16 - Proceeds before intended use

The amendments mainly prohibit an entity from deducting from the cost of property, plant and equipment amounts received from selling items produced while the company is preparing the asset for its intended use. Instead, such sales proceeds and related costs are to be recognised in profit or loss. The Company does not expect the amendments to have any impact in its recognition of its property, plant and equipment in its financial statements.

Ind AS 37 - Onerous Contracts - Costs of Fulfilling a Contract

The amendments specify that the 'cost of fulfilling' a contract comprises the 'costs that relate directly to the contract'. Costs that relate directly to a contract can either be incremental costs of fulfilling that contract (examples would be direct labour, materials) or an allocation of other costs that relate directly to fulfilling contracts. The amendment is essentially a clarification and is not expected to have any significant impact in company's financial statements.

Ind AS 109 - Annual Improvements to Ind AS (2021)

The amendment clarifies which fees an entity includes when it applies the '10 percent' test of Ind AS 109 in assessing whether to derecognise a financial liability. The Company does not expect the amendment to have any significant impact in its financial statements.

Ind AS 106 - Annual Improvements to Ind AS (2021)

The amendments remove the illustration of the reimbursement of leasehold improvements by the lessor in order to resolve any potential confusion regarding the treatment of lease incentives that might arise because of how lease incentives were described in that illustration. The Company does not expect the amendment to have any significant impact in its financial statements.

As per our report of even date attached

For J.N. Gupta & Co.
Chartered Accountants
FRN: 006569C

CA Akansh Gupta
Partner
Membership No. 456312
Place: Ahmedabad
Date: 25th April, 2022

L. Kulshrestha
Senior General Manager &
Chief Financial Officer

Anupma Iyer
General Manager (Accounts)

Joel Evans
Company Secretary

For and on behalf of the Board of Directors,

Roopwant Singh, IAS
Managing Director
DIN: 06717937

S.B. Dangayach
Director
DIN: 01572754

Place: Ahmedabad
Date: 25th April, 2022

INDIA'S No. 1 MERCHANT SELLER OF LIGNITE



CONSOLIDATED FINANCIAL STATEMENTS



REVISED INDEPENDENT AUDITORS' REPORT

To
**The Members of
 Gujarat Mineral Development Corporation Limited**
**Revised Report on the Consolidated Financial
 Statements**

Being a Government Company, the Comptroller & Auditor General of India has carried out supplementary audit of your Company pursuant to provisions of Section 143 (6) of the Companies Act, 2013. The Comptroller & Auditor General has issued provisional comments on Independent Auditor's Report. On considering the comments, we are hereby issuing revised Independent Auditors' Report on Consolidated Financial Statements, hence we are replacing our original report which was issued on 25.04.2022. There is no change in financial figures and our opinion.

Opinion

We have audited the accompanying consolidated financial statements of **Gujarat Mineral Development Corporation Limited** ("the Company") and its control entities, its associates and jointly controlled entities (the Company, its controlled entity, its associates and jointly controlled entities referred to as "the Group"), which comprise the Consolidated Balance Sheet as at 31st March, 2022, and the Consolidated Statement of Profit and Loss (including Other Comprehensive Income), the Consolidated Statement of Changes in Equity and the Consolidated Cash Flow Statement for the year then ended, notes to the consolidated financial statements including a summary of the significant accounting policies and other explanatory information (hereinafter referred to as "consolidated financial statements").

In our opinion and to the best of our information and according to the explanations given to us, the aforesaid consolidated financial statements give the information required by the Companies Act, 2013 in the manner so required and give a true and fair view in conformity with accounting principles generally accepted in India of the consolidated state of affairs of the Group as at 31st March, 2022, the consolidated profit and consolidated total comprehensive income, consolidated changes in equity and consolidated cash flows for the year ended on that date.

Basis for Opinion

We conducted our audit in accordance with the Standards on Auditing (SAs) specified under section 143(10) of the Companies Act, 2013. Our responsibilities under those Standards are further described in the Auditor's Responsibilities for the Audit of the Consolidated Financial Statements section of our report. We are independent of the Group in accordance with the Code of Ethics issued by the Institute of Chartered Accountants of India together with the ethical requirements that are relevant to our audit of the

consolidated financial statements under the provisions of the Companies Act, 2013 and the Rules thereunder, and we have fulfilled our other ethical responsibilities in accordance with these requirements and the Code of Ethics. We believe that the audit evidence we have obtained is sufficient and appropriate to provide a basis for our opinion.

Emphasis of Matter

- i. We draw kind attention to Note No. 2.35.01 of the Consolidated Financial Statements wherein, during the current year, the company has charged the difference between the provision for income tax as per books of account and income tax payable on taxable income as per income tax returns filed for earlier years amounting to ₹ 605.45 Lakh and the same has been disclosed in the Statement of Profit and Loss Account as Short Provision for Tax of Earlier years.
- ii. We draw kind attention to Note No. 2.35.02 of the Consolidated Financial Statements of wherein, during the current year, the company has opted for option to switch over to new tax regime from old tax regime. The tax liability comes to ₹ 19,584.41 Lakh as per the new tax regime against the tax liability of ₹ 23,577.68 Lakh as per the old tax regime. Due to switchover there is an impact of increase in deferred tax liability of ₹ 13,583.39 Lakh by way of decrease in deferred tax assets of ₹ 5,456.21 Lakh and fresh addition of deferred tax liabilities of ₹ 8127.18 Lakh
- iii. We draw kind attention to Note 2.49 of the Consolidated Financial Statements, as regards the management's evaluation of COVID-19 impact on the future performance of the Company.
- iv. We draw the attention to Note No. 2.51.01 of Consolidated financial statement wherein Gujarat Mineral Research and Industrial Consultancy Society (GMRICS), a controlled entity of the company has not been considered in preparation of consolidated financial statement, as GMRICS has not prepared its annual accounts due to no financial transactions since 2012-13.

Our opinion on the consolidated financial statements, and our Report on Other Legal and Regulatory Requirements, is not modified in respect of matters described above.

Key Audit Matter

Key audit matters are those matters that, in our professional judgement, were of most significance in our audit of the consolidated financial statements of the current period. These matters were addressed in the context of our audit of the consolidated financial statements as a whole, and in forming our opinion thereon, and we do not provide a separate opinion on these matters. We have determined the matters described below to be the key audit matters to be communicated in our report.

S. No.	Key Audit Matter	Auditor's Response
1.	<p>Stripping Cost</p> <p>Expenditure incurred on removal of mine waste materials (overburden) necessary to extract the lignite reserve is referred to as Stripping cost.</p> <p>Cost of stripping is charged on technical evaluated average stripping ratio at each plot of mine after due adjustment for stripping activity.</p> <p>Refer Note 1(s) of the Significant Accounting Policies</p>	<p>Principal Audit Procedures</p> <p>Our audit approach was a combination of test of internal controls and substantive procedures which included the following:</p> <ul style="list-style-type: none"> • Evaluated the Overburden Removal (OB) and lignite reserve estimate and discussed with the geologist about geologist model, estimation tools and sampling method (As per SA-620 "Using the Work of an Auditor's Expert"). • Tested 'Average stripping ratio' by recalculating the Lignite to overburden. • Selected a sample of contracts and through inspection of evidence tested the operating effectiveness of the internal controls relating to stripping activity. • Carried out a combination of procedures involving enquiry, observation and inspection of evidence in respect of operation of these controls. • Performed analytical procedures and test of details for reasonableness of expenditure incurred.
2.	<p>Contingent liabilities relating to Income tax (as described in note 2.37 of the financial statements)</p> <p>The company has uncertain tax position including matters under dispute which involve significant judgement relating to the possible outcome of these disputes in estimation of the provision of income tax. In view of this, the area has been considered as a Key Audit Matter.</p>	<p>Our audit procedures included the following:-</p> <p>As part of our audit procedures, we have assessed management's processes to identify new possible obligations and changes in existing obligations for compliance with group policy and Ind AS 37 requirements.</p> <p>We have analysed significant changes from prior periods and obtain a detailed understanding of these items and assumptions applied.</p> <p>We have obtained details of completed tax assessments and outstanding demands as at the year ended 31st March, 2022 from management. We involved our internal experts to discuss with the management regarding estimates used to ascertain the tax provision of disputed cases.</p> <p>We have held regular meetings with management and legal counsels.</p> <p>We have assessed the appropriateness of presentation of the most significant contingent liabilities in the Consolidated Financial Statements.</p>
3.	<p>Revenue Recognition (as disclosed in Note No. 1(q))</p> <p>Revenue recognition is considered as a key audit matter because revenues are a key financial performance measure which could create an incentive for revenues to be recognised prematurely. Relevant areas from the revenue recognition perspective are accuracy of the recognised amounts and timing of revenue recognition.</p> <p>The company reported the revenue from operations ₹ 2,73,207.94 Lakh in comparison to previous year ₹ 1,34,262.91 Lakh. The Increase in revenue from operations is due to increase in production quantity of MT in comparison to production quantity of MT during previous year and there is increase in price of lignite.</p>	<p>Our audit procedures included the following:</p> <ul style="list-style-type: none"> • Assessment of GMDC's accounting policies over revenue recognition from Ind AS perspective. • Analytical procedures over revenue transactions throughout the financial year to identify potential abnormal entries. • Effectiveness testing of revenue recognition related application controls in the enterprise resource planning system used by GMDC. • Effectiveness testing of management's internal controls in sales process as well as analysis of identified control exceptions and their root cause. • On a sample basis, an analysis of current sales contracts and evaluation of appropriateness of recognised revenue and its timing. • Examined invoice samples with various shipping terms to ensure that revenue has been recognised appropriately.

Information Other than the Consolidated Financial Statements and Auditor's Report Thereon

The Company's Board of Directors is responsible for the preparation of the other information. The other information comprises the information included in the Management Discussion and Analysis, Board's Report including Annexure to Board's Report, Business Responsibility Report, Report on CSR Activities, Corporate Governance and Shareholders Information, but does not include the consolidated financial statements and our auditor's report thereon.

Our opinion on the consolidated financial statements does not cover the other information and we do not express any form of assurance conclusion thereon.

In connection with our audit of the consolidated financial statements, our responsibility is to read the other information and, in doing so, consider whether the other information is materially inconsistent with the consolidated financial statements or our knowledge obtained during the course of our audit or otherwise appears to be materially misstated. If, based on the work we have performed, we conclude that there is a material misstatement of this other information, we are required to report that fact. We have nothing to report in this regard.

Responsibilities of Management and Those Charged with Governance for the Consolidated Financial Statements

The Company's Board of Directors is responsible for the matters stated in Section 134(5) of the Companies Act, 2013 ("the Act") with respect to the preparation of these consolidated financial statements that give a true and fair view of the consolidated financial position, consolidated financial performance, consolidated total comprehensive income, consolidated changes in equity and consolidated cash flows of the Group in accordance with the Indian Accounting Standards (Ind AS) prescribed under section 133 of the Act read with relevant rules issued thereunder and accounting principles generally accepted in India.

This responsibility of Board of Directors of the companies/entities included in the Group also includes maintenance of adequate accounting records in accordance with the provisions of the Act for safeguarding the assets of the Group and for preventing and detecting frauds and other irregularities; selection and application of appropriate accounting policies; making judgements and estimates that are reasonable and prudent; and design, implementation and maintenance of adequate internal financial controls, that were operating effectively for ensuring the accuracy and completeness of the accounting records, relevant to the preparation and presentation of the consolidated financial statements that give a true and fair view and are free from material misstatement, whether due to fraud or error.

In preparing the consolidated financial statements, the respective Board of Directors of the companies included in the Group are responsible for assessing the ability of the Group to continue as a going concern, disclosing, as applicable, matters related to going concern and using the going concern basis of accounting unless the Board of Directors either intends to liquidate the Group or to cease operations, or has no realistic alternative but to do so.

The Board of Directors of the companies included in the Group are also responsible for overseeing the financial reporting process of the Group.

Auditor's Responsibilities for the Audit of the Consolidated Financial Statements

Our objectives are to obtain reasonable assurance about whether the consolidated financial statements as a whole are free from material misstatement, whether due to fraud or error, and to issue an auditors' report that includes our opinion. Reasonable assurance is a high level of assurance, but is not a guarantee that an audit conducted in accordance with SAs will always detect a material misstatement when it exists. Misstatements can arise from fraud or error and are considered material if, individually or in the aggregate, they could reasonably be expected to influence the economic decisions of users taken on the basis of these consolidated financial statements.

As part of an audit in accordance with Standards on Auditing ('SAs'), we exercise professional judgement and maintain professional skepticism throughout the audit. We also:

- Identify and assess the risks of material misstatement of the consolidated financial statements, whether due to fraud or error, design and perform audit procedures responsive to those risks, and obtain audit evidence that is sufficient and appropriate to provide a basis for our opinion. The risk of not detecting a material misstatement resulting from fraud is higher than for one resulting from error, as fraud may involve collusion, forgery, intentional omissions, misrepresentations, or the override of internal control.
- Obtain an understanding of internal controls relevant to the audit in order to design audit procedures that are appropriate in the circumstances. Under section 143(3)(l) of the Companies Act, 2013, we are also responsible for expressing our opinion on whether the Group has adequate internal financial controls system in place and the operating effectiveness of such controls.
- Evaluate the appropriateness of accounting policies used and the reasonableness of accounting estimates and related disclosures made by management.
- Conclude on the appropriateness of management's use of the going concern basis of accounting and, based on the audit evidence obtained, whether a material uncertainty exists related to events or conditions that may cast significant doubt on the Group's ability to continue as a going concern. If we conclude that a material uncertainty exists, we are required to draw attention in our auditor's report to the related disclosures in the consolidated financial statements or, if such disclosures are inadequate, to modify our opinion. Our conclusions are based on the audit evidence obtained up to the date of our auditor's report. However, future events or conditions may cause the Group to cease to continue as a going concern.
- Evaluate the overall presentation, structure and content of the consolidated financial statements, including the disclosures, and whether the consolidated financial statements represent the underlying transactions and events in a manner that achieves fair presentation.
- Obtain sufficient appropriate audit evidence regarding the financial information of the entities or business activities within the Group to express an opinion on the consolidated financial statements. We are responsible for the direction, supervision and performance of the audit of the financial statements of such entities included in the consolidated financial statements of which we are the independent

auditors. For the other entities included in the consolidated financial statements, which have been audited by other auditors, such other auditors remain responsible for the direction, supervision and performance of the audits carried out by them. We remain solely responsible for our audit opinion.

We communicate with those charged with governance of Company and such other entities included in the consolidated financial statements of which we are independent auditors regarding, among other matters, the planned scope and timing of the audit and significant audit findings, including any significant deficiencies in internal control that we identify during our audit.

We also provide those charged with governance with a statement that we have complied with relevant ethical requirements regarding independence, and to communicate with them all relationships and other matters that may reasonably be thought to bear on our independence, and where applicable, related safeguards.

From the matters communicated with those charged with governance, we determine those matters that were of most significance in the audit of the consolidated financial statements of the current period and are therefore the key audit matters. We describe these matters in our auditor's report unless law or regulation precludes public disclosure about the matter or when, in extremely rare circumstances, we determine that a matter should not be communicated in our report because the adverse consequences of doing so would reasonably be expected to outweigh the public interest benefits of such communication.

Other Matters

1. We did not audit the financial statements of 100% controlled entities and three joint ventures and three associates, whose financial statements reflect total assets of ₹ 22,159.40 Lakh as at 31st March, 2022, total revenues of ₹ 10,513.92 Lakh and net cash flows amounting to ₹ 2,361.47 Lakh of a 100% controlled entity for the year ended on that date, as considered in the consolidated financial statements.

Financial statements of a 100% controlled entity, three joint ventures and three associates are unaudited. These consolidated financial statements have been furnished to us by the Management and our opinion on the consolidated financial statements, in so far as it relates to the amounts and disclosures included in respect of these controlled entity, jointly controlled entities and associates, and our report in terms of sub-section (3) of Section 143 of the Act in so far as it relates to the aforesaid controlled entities, jointly controlled entities and associates, is based solely on such unaudited financial statements/financial information. In our opinion and according to information and explanations given to us by the Management, these consolidated financial statements are not material to the Group.

Our opinion on the consolidated financial statements, and our Report on Other Legal and Regulatory Requirements below, is not modified in respect of the above matters with respect to our reliance on the work done and the reports of other auditors and financial statements certified by the Management.

Report on Other Legal and Regulatory Requirements

1. As required by the Companies (Auditor's Report) Order, 2020 ("the Order") issued by the Central Government of India in terms of Section 143 (11) of the Act, the financial

statements of the associate and joint venture companies are un-audited and hence there have been no question of qualifications or adverse remarks of the respective auditors in the Companies (Auditor's Report) Order (CARO) reports of the companies included in the consolidated financial statements.

2. In terms of Section 143(5) of the Companies Act, 2013, we give in **Annexure 'B'** a statement on the directions issued under the aforesaid section by the Comptroller and Auditor General of India.
3. As required by Section 143 (3) of the Companies Act, 2013 we report that:
 - a) We have sought and obtained all the information and explanations which to the best of our knowledge and belief were necessary for the purposes of our audit of the aforesaid consolidated financial statements.
 - b) In our opinion, proper books of account as required by law relating to preparation of the aforesaid consolidated financial statements have been kept by the Company so far as it appears from our examination of those books.
 - c) The Consolidated Balance Sheet, the Consolidated Statement of Profit and Loss, the Consolidated Statement of Changes in Equity and the Consolidated Cash Flow Statement dealt with by this Report are in agreement with the relevant books of account maintained for the purpose of the consolidated financial statements.
 - d) In our opinion, the aforesaid consolidated financial statements comply with the Accounting Standards specified under Section 133 of the Companies Act, 2013 read with Rule 7 of the Companies (Accounts) Rules, 2014.
 - e) Being a Government Company, pursuant to the Notification No. GSR 463(E) dated 5th June, 2015 issued by Ministry of Corporate Affairs, Government of India, provisions of sub-section (2) of Section 164 of the Companies Act, 2013, are not applicable to the Company and its controlled entities. Further, on the basis of the representation received from the management, none of the directors of the associates and joint ventures, incorporated in India are disqualified as on 31st March, 2022, from being appointed as a director in terms of Section 164 (2) of the Act.
 - f) With respect to the adequacy of the internal financial controls over financial reporting of the Group and the operating effectiveness of such controls, refer to our separate Report in '**Annexure A**'.
 - g) With respect to the other matters to be included in the Auditor's Report in accordance with the requirements of section 197(16) of the Act, as amended: Being a Government Company, pursuant to the Notification No. GSR 463(E) dated 5th June, 2015 issued by Ministry of Corporate Affairs, Government of India, provisions of Section 197 of the Act, are not applicable to the Company, and its controlled entities. Further, on the basis of the representation received from the management, the remuneration paid, if any, by the associates and joint ventures, incorporated in India to its directors during the year is in accordance with the provisions of section 197 of the Act.
 - h) With respect to the other matters to be included in the Auditor's Report in accordance with Rule 11 of the Companies (Audit and Auditors) Rules, 2014, in our

opinion and to the best of our information and according to the explanations given to us:

- i. The Company has disclosed the impact of pending litigations on its financial position in its consolidated financial statements - Refer Note 2.37 to the consolidated financial statements.
- ii. The Group did not have any long-term contracts including derivative contracts for which there were any material foreseeable losses.
- iii. There has been no delay in transferring amounts, required to be transferred, to the Investor Education and Protection Fund by the Group.
- iv. [a] The management has represented that, to the best of its knowledge and belief, no funds have been advanced or loaned or invested (either from borrowed funds or share premium or any other sources or kind of funds) by the Company to or in any other persons or entities, including foreign entities (“Intermediaries”), with the understanding, whether recorded in writing or otherwise, that the Intermediary shall, whether,
 - directly or indirectly lend or invest in other persons or entities identified in any manner whatsoever by or on behalf of the Company (“Ultimate Beneficiaries”) or
 - provide any guarantee, security or the like to or on behalf of the Ultimate Beneficiaries.
 [b] The management has represented, that, to the best of its knowledge and belief, no funds have been received by the Company from any persons or entities,

including foreign entities (“Funding Parties”), with the understanding, whether recorded in writing or otherwise, that the Company shall, whether,

- directly or indirectly, lend or invest in other persons or entities identified in any manner whatsoever by or on behalf of the Funding Party (“Ultimate Beneficiaries”) or
 - provide any guarantee, security or the like from or on behalf of the Ultimate Beneficiaries; and
- [c] Based on such audit procedures as considered reasonable and appropriate in the circumstances, nothing has come to our notice that has caused us to believe that the representations under sub clause [a] and [b] above, contain any material mis-statement.
- v. The dividend declared / paid during the year by the Company is in compliance with Section 123 of the Companies Act, 2013.
 4. In our opinion and according to the information and explanations given to us, section 197 of the Companies Act is not applicable to the Company in accordance with notification no. GSR 463 [E] dated 05.06.2015.

For **J N Gupta & Co**
Chartered Accountants
(FRN: 006569C)

CA Akansh Gupta
Partner
M. No. 456312

Place: Ahmedabad

Date: 24/06/2022

UDIN: 22456312ALPPFQ1866

Annexure 'A' to the Auditors' Report

(Referred to in Para 2(f) under 'Report on Other Legal and Regulatory Requirements' section of our Report of even date)

Report on Internal Financial Controls over Financial Reporting

Report on the Internal Financial Controls under Clause (i) of Sub-section 3 of Section 143 of the Companies Act, 2013 ("the Act")

We have audited the internal financial controls over financial reporting of **Gujarat Mineral Development Corporation Limited** ("the Company") and its controlled entities, its associates and jointly controlled entities, (the Company, its controlled entities, its associates and jointly controlled entities referred to as "the Group") as of 31st March, 2022, in conjunction with our audit of the consolidated financial statements of the Company for the year ended on that date.

Management's Responsibility for Internal Financial Controls

The respective Board of Directors of the companies/entities included in the Group are responsible for establishing and maintaining internal financial controls based on the internal control over financial reporting criteria established by the Companies/entities considering the essential components of internal control stated in the Guidance Note on Audit of Internal Financial Controls Over Financial Reporting issued by The Institute of Chartered Accountants of India (ICAI). These responsibilities include the design, implementation and maintenance of adequate internal financial controls that were operating effectively for ensuring the orderly and efficient conduct of its business, including adherence to the respective company's policies, the safeguarding of its assets, the prevention and detection of frauds and errors, the accuracy and completeness of the accounting records, and the timely preparation of reliable financial information, as required under the Companies Act, 2013.

Auditors' Responsibility

Our responsibility is to express an opinion on the Group's internal financial controls over financial reporting based on our audit. We conducted our audit in accordance with the Guidance Note on Audit of Internal Financial Controls Over Financial Reporting (the "Guidance Note") and the Standards on Auditing, issued by ICAI and deemed to be prescribed under section 143(10) of the Companies Act, 2013, to the extent applicable to an audit of internal financial controls, both applicable to an audit of Internal Financial Controls and, both issued by The Institute of Chartered Accountants of India. Those Standards and the Guidance Note require that we comply with ethical requirements and plan and perform the audit to obtain reasonable assurance about whether adequate internal financial controls over financial reporting were established and maintained and if such controls operated effectively in all material respects.

Our audit involves performing procedures to obtain audit evidence about the adequacy of the internal financial controls system over financial reporting and their operating effectiveness.

Our audit of internal financial controls over financial reporting included obtaining an understanding of internal financial controls over financial reporting, assessing the risk that a material weakness exists, and testing and evaluating the

design and operating effectiveness of internal control based on the assessed risk. The procedures selected depend on the auditors' judgement, including the assessment of the risks of material misstatement of the consolidated financial statements, whether due to fraud or error.

We believe that the audit evidence we have obtained is sufficient and appropriate to provide a basis for our audit opinion on the Group's internal financial controls system over financial reporting.

Meaning of Internal Financial Controls Over Financial Reporting

A company's internal financial control over financial reporting is a process designed to provide reasonable assurance regarding the reliability of financial reporting and the preparation of financial statements for external purposes in accordance with generally accepted accounting principles. A company's internal financial control over financial reporting includes those policies and procedures that:

1. pertain to the maintenance of records that, in reasonable detail, accurately and fairly reflect the transactions and dispositions of the assets of the company;
2. provide reasonable assurance that transactions are recorded as necessary to permit preparation of financial statements in accordance with generally accepted accounting principles, and that receipts and expenditures of the company are being made only in accordance with authorisations of management and directors of the company; and
3. provide reasonable assurance regarding prevention or timely detection of unauthorised acquisition, use, or disposition of the company's assets that could have a material effect on the financial statements.

Inherent Limitations of Internal Financial Controls Over Financial Reporting

Because of the inherent limitations of internal financial controls over financial reporting, including the possibility of collusion or improper management override of controls, material misstatements due to error or fraud may occur and not be detected. Also, projections of any evaluation of the internal financial controls over financial reporting to future periods are subject to the risk that the internal financial control over financial reporting may become inadequate because of changes in conditions, or that the degree of compliance with the policies or procedures may deteriorate.

Emphasis of Matter

We draw attention to note no. 2.51.01 of the consolidated financial statements where in Gujarat Mineral Research and Industrial Consultancy Society, controlled entity of the company has not been considered in preparation of consolidated financial statement, since, there are no transactions since 2012-13.

Our opinion on an adequate internal financial controls system over financial reporting, is not modified in respect of the above matters.

Opinion

In our opinion, the Group have, in all material respects, an adequate internal financial controls system over financial

reporting and such internal financial controls over financial reporting were operating effectively as at 31st March, 2022, based on the internal control over financial reporting criteria established by the Company considering the essential components of internal control stated in the Guidance Note on Audit of Internal Financial Controls Over Financial Reporting issued by the Institute of Chartered Accountants of India.

Other Matters

Our aforesaid reports under Section 143(3)(l) of the Act on the adequacy and operating effectiveness of the internal financial controls over financial reporting in so far as it relates to 100%

controlled entity, three associates and three joint venture entities is based on Management Representation as these were not audited.

Our opinion on an adequate internal financial controls system over financial reporting, is not modified in respect of the above matters.

For **J N Gupta & Co**
Chartered Accountants
(FRN: 006569C)

Place: Ahmedabad

Date: 24/06/2022

UDIN: 22456312ALPPFQ1866

CA Akansh Gupta
Partner
M. No. 456312

Annexure 'B' to the Independent Auditors' Report of Gujarat Mineral Development Corporation Ltd

To

The Members

Gujarat Mineral Development Corporation Ltd.

In continuation of our Independent Auditors' Report on Consolidated Financial Statements of Gujarat Mineral Development Corporation Ltd. ("The Company") dated 25.04.2022, we have revised the Directions and Sub-direction under section 143(5) of the Companies Act, 2013 applicable for the year 2021-22 on the basis of provisional comments issued by the office of Comptroller & Auditor General of India, as under:

As per the information and explanation given to us, directions under section 143(5) of the Companies Act, 2013 are not applicable on the Controlled Entity, Joint Ventures and Associates of the company except Naini Coal Company Ltd. for which report on directions under section 143(5) of the Companies Act, 2013 has not been received yet. Hence, we are unable to offer any comment on the same.

PART - 1

Directions under Section 143(5) of Companies Act, 2013 applicable for the year 2021-22

Sr. No.	Directions/Questions u/s 143(5)	Action Taken by Gujarat Mineral Development Corporation Ltd.	Impact on Accounts and Financials
1	Whether the company has system in place to process all the accounting transactions through IT system? If yes, the implications of processing of accounting transactions outside IT system on the integrity of the accounts along with the financial implications, if any, may be stated.	Yes, the Company has Oracle-based composite ERP System covering all the departments of the company from where accounting transactions are processed. We have not come across any case, where accounting transactions are processed outside ERP. Therefore, there is no financial implication on the integrity of the accounts.	No impact
2	Whether there is any restructuring of an existing loan or cases of waiver/write off of debts/loans/interest etc. made by a lender to the company due to the company's inability to repay the loan? If yes, the financial impact may be stated. Whether such cases are properly accounted for? (In case, lender is a Government company, then this direction is also applicable for statutory auditor of lender Company).	The company has no borrowing. Therefore, there is no restructuring of an existing loan or cases of waiver/write off of debts/loans/interest etc, made by a lender to the company due to company's inability to repay the loan.	No impact
3	Whether funds (grants/subsidy etc.) received/receivable for specific schemes from Central/State Government or its agencies were properly accounted for /utilised as per its term and conditions? List the cases of deviation.	Yes, funds (grants/subsidy etc.) received/receivable for specific scheme from Central/State Government or its agencies were properly accounted for/utilised as per its terms and conditions.	No impact

For **J N Gupta & Co**
Chartered Accountants
(FRN: 006569C)

Place: Ahmedabad

Date: 24/06/2022

UDIN: 22456312ALPPFQ1866

CA Akansh Gupta
Partner
M. No. 456312

PART - 2**Sector-Specific Sub-directions under section 143(5) of Companies Act, 2013**

Sr. No	Sub Directions issued/Questions u/s 143(5)	Action Taken by Gujarat Mineral Development Corporation Ltd.	Impact on Accounts and Financials
Manufacturing Sector			
Mining			
1	Whether the company has taken adequate measures to reduce the adverse effect on environment as per established norms and taken up adequate measures for the relief and rehabilitation of displaced people.	<p>According to the information and explanation given to us, the Company is obtaining environmental pollution monitoring report periodically from outside agency for each project to reduce/monitor the adverse effect on environment.</p> <p>No Major Displacement/ Rehabilitation has been taken at any project of the company for the year 2021-22.</p> <p>(Please note that we are not technical experts)</p>	No impact
2	Whether the Company had obtained the requisite statutory compliances that was required under mining and environmental rules and regulations?	As per the information and explanation given to us, the Company has obtained necessary consents from GPCB for mining projects.	No impact.
3	Whether overburden removal from mines and backfilling of mines are commensurate with the mining activity?	As informed to us, in respect of lignite projects overburden removal from mines and backfilling of mines are commensurate with the mining activity as per submitted/approved/prepared mine closure plan.	No Impact
4	Whether the Company has disbanded and discontinued mines, if so, the payment of corresponding dead rent thereagainst may be verified.	As informed to us, the Company has discontinued its Panandhro Mine due to exhaust of lignite. Dead rent paid for above mine during the year ₹ 68.76 Lakh.	Not Applicable
5	Whether the Company's financial statements had properly accounted for the effect of Rehabilitation Activity and Mine Closure Plan?	The expenditure on Rehabilitation Activity and for Mine Closure is properly accounted in the books of account of the Company, as per the policy adopted in this behalf.	No impact

Sr. No.	Sub Directions issued/Questions u/s 143(5)	Action Taken by Gujarat Mineral Development Corporation Ltd.	Impact on Financials and Financials
Power Sector			
Generation			
1	In the cases of Thermal Power Projects, compliance of the various Pollution Control Acts and the impact thereof including utilisation and disposal of ash and the policy of the company in this regard, may be checked and commented upon.	As per the information and explanation provided to us, the Company has made compliance of various Pollution Control Acts. In respect of utilisation and disposal of ash, generally the Company is using it in backfilling of mine in Panandhro project.	No impact
2	Has the company entered into revenue-sharing agreements with private parties for extraction of coal at pitheads and it adequately protects the financial interest of the Company?	As informed to us, the Company has not entered into revenue sharing agreements with private parties for extraction of coal at pitheads.	Not Applicable
3	Does the company have a proper system for reconciliation of quantity/quality of coal ordered and received and whether grade of coal/moisture and demurrage etc., are properly recorded in the books of accounts?	Company does not purchase coal from the outside parties. However, as informed to us, the Company is having a system in ERP for reconciliation of quantity ordered and received and Grade of coal/moisture and demurrage etc. are recorded in the books of account on the basis of Test Certificate received from the laboratory. (Please note that we are not technical experts).	No impact
4	How much share of free power was due to the State Government and whether the same was calculated as per the agreed terms and depicted in the accounts as per accepted accounting norms?	The power is sold to Government controlled entity and the same is calculated as per terms agreed in Power Purchase Agreement (PPA).	No impact
5	In the case of Hydroelectric Projects the water discharge is as per policy/guidelines issued by the State Government to maintain biodiversity. For not maintaining it penalty, paid/payable may be reported.	As informed to us, no hydroelectric project, is carried out by Company.	Not Applicable

For **J N Gupta & Co**
Chartered Accountants
(FRN: 006569C)

Place: Ahmedabad
Date: 24/06/2022
UDIN: 22456312ALPPFQ1866

CA Akansh Gupta
Partner
M. No. 456312

COMMENT OF THE COMPTROLLER AND AUDITOR GENERAL OF INDIA

COMMENTS OF THE COMPTROLLER AND AUDITOR GENERAL OF INDIA UNDER SECTION 143(6)(b) OF THE COMPANIES ACT, 2013 ON THE CONSOLIDATED FINANCIAL STATEMENTS OF GUJARAT MINERAL DEVELOPMENT CORPORATION LIMITED FOR THE YEAR ENDED 31 MARCH 2022

The preparation of consolidated financial statements of Gujarat Mineral Development Corporation Limited, Ahmedabad for the year ended 31 March 2022 in accordance with the financial reporting framework prescribed under the Companies Act, 2013 is the responsibility of the Management of the Company. The Statutory Auditors appointed by the Comptroller and Auditor General of India under Section 139 (5) read with section 129 (4) of the Act are responsible for expressing opinion on the financial statements under Section 143 read with section 129 (4) of the Act based on independent audit in accordance with the standards on auditing prescribed under Section 143 (10) of the Act. This is stated to have been done by them vide their Revised Audit Report dated **24 June 2022** which supersedes their earlier Audit Report dated 25 April 2022.

I, on behalf of the Comptroller and Auditor General of India, have conducted a supplementary audit of the consolidated financial statements under section 143 (6) (a) read with section 129 (4) of the Act of the Gujarat Mineral Development Corporation Limited for the year ended 31 March 2022. We conducted a supplementary audit of the financial statements of Gujarat Mineral Development Corporation Limited but did not conducted supplementary audit of the financial statements of **Naini Coal Company Limited** for the year ended on that date. Further Section 139 (5) and 143 (6) (b) of the Act are not applicable to **Gujarat Mineral Research & Industrial Consultancy Society, GMDC Gramya Vikas Trust, GMDC Science and Research Centre, Gujarat Foundation for Entrepreneurial Excellence, Swarnim Gujarat Fluorspar Pvt. Limited, Gujarat Jaypee Cement and Infra Limited, Gujarat Credo Minerals Industries Limited and Aikya Chemicals Pvt Limited** being private entities for appointment of their Statutory Auditors nor for conduct of supplementary audit. Accordingly, C&AG has neither appointed the statutory Auditor not conducted supplementary audit of these Companies. This supplementary audit has been carried out independently without access to the working papers of the Statutory Auditors and is limited primarily to inquiries of the Statutory Auditors and Company personnel and a selective examination of some of the accounting records.

In view of the revision(s) made in the statutory auditor's report, to give effect to some of my audit observations raised during supplementary audit, I have no further comments to offer upon or supplement to the Statutory Auditor's Report under section 143(6)(b) read with section 129(4) of the Act.

For and on behalf of the
Comptroller and Auditor General of India

H. K. Dharmadarshi

Pr. Accountant General (Audit-II), Gujarat

Place: Ahmedabad

Date: 15.07.2022

CONSOLIDATED BALANCE SHEET

AS AT 31ST MARCH, 2022

(₹ in Lakh)

Particulars	Note No.	As at 31st March, 2022	As at 31st March, 2021
ASSETS			
Non-Current Assets			
Property, Plant and Equipment	2.01	1,09,399.58	1,15,288.97
Capital Work-In-Progress	2.01	1,159.97	562.46
Investment Properties	2.02	8,811.31	8,935.08
Other Intangible Assets	2.03	32,824.23	34,260.73
Intangible Assets under Development	2.03	1,132.70	8.01
Investment in Associates and Joint Ventures	2.04	1,801.06	1,583.59
Financial Assets			
Investments	2.05	57,814.42	28,306.14
Loans	2.06	637.78	741.16
Other Financial Assets	2.07	1,59,232.86	86,799.42
Deferred Tax Assets (Net)	2.21	-	5,456.21
Other Non-Current Assets	2.08	51,602.96	48,169.54
Total Non-Current Assets		4,24,416.87	3,30,111.31
Current Assets			
Inventories	2.09	8,980.81	9,849.55
Financial Assets			
Trade Receivables	2.10	20,491.97	14,524.97
Cash and Cash Equivalents	2.11	6,624.95	26,557.41
Other Bank Balances	2.11	2,352.65	158.16
Loans	2.12	302.95	322.96
Other Financial Assets	2.13	1,13,403.66	1,05,565.98
Other Current Assets	2.14	15,068.41	9,657.15
		1,67,225.40	1,66,636.18
Assets classified as held for sale	2.15	4.95	14.31
Total Current Assets		1,67,230.35	1,66,650.49
Total Assets		5,91,647.22	4,96,761.80
EQUITY AND LIABILITIES			
Equity			
Equity Share Capital	2.16	6,360.00	6,360.00
Other Equity	2.17	4,70,314.52	4,00,321.16
Total Equity		4,76,674.52	4,06,681.16
Liabilities			
Non-Current Liabilities			
Financial Liabilities			
Lease Liabilities	2.18A	27.01	55.19
Other Financial Liabilities	2.18B	211.12	189.92
Provisions	2.19	58,994.08	49,149.90
Net Employee Benefit Liabilities	2.20	3,803.84	3,931.37
Deferred Tax Liabilities (Net)	2.21	8,127.18	-
Other Non-Current Liabilities	2.22	1,531.07	1,779.24
Total Non-Current Liabilities		72,694.30	55,105.62
Current Liabilities			
Financial Liabilities			
Lease Liabilities	2.23A	28.18	26.09
Trade Payables	2.23B	20,928.52	17,597.12
Other Financial Liabilities	2.24	15,642.35	10,701.13
Net Employee Benefit Liabilities	2.25	1,358.93	1,258.34
Other Current Liabilities	2.26	4,320.42	5,392.34
Total Current Liabilities		42,278.40	34,975.02
Total Liabilities		1,14,972.70	90,080.64
Total Equity and Liabilities		5,91,647.22	4,96,761.80
Significant Accounting Policies	1		
The accompanying notes are integral part of the Financial Statements.			

As per our report of even date attached

For J.N. Gupta & Co.
Chartered Accountants
FRN: 006569C

CA Akansh Gupta
Partner
Membership No. 456312
Place: Ahmedabad
Date: 25th April, 2022

L. Kulshrestha
Chief General Manager &
Chief Financial Officer

Anupma Iyer
General Manager (Accounts)

Joel Evans
Company Secretary

For and on behalf of the Board of Directors,

Roopwanti Singh, IAS
Managing Director
DIN: 06717937

S.B. Dangayach
Director
DIN: 01572754

Place: Ahmedabad
Date: 25th April, 2022

CONSOLIDATED STATEMENT OF PROFIT AND LOSS FOR THE YEAR ENDED ON 31ST MARCH, 2022

(₹ in Lakh)

Particulars	Note No.	2021-22	2020-21
INCOME			
Revenue from Operations	2.27	2,73,207.94	1,34,262.91
Finance Income	2.28	12,721.66	13,051.38
Other Income	2.29	2,957.36	2,242.83
Total Income (A)		2,88,886.96	1,49,557.12
EXPENSES			
Changes in inventories of finished goods and mined ore	2.30	605.80	(224.83)
Employee Benefit Expenses	2.31	13,289.35	13,087.49
Finance Costs	2.32	213.32	196.42
Depreciation and Amortisation Expenses	2.33	9,798.34	9,421.15
Other Expenses	2.34	1,91,456.83	1,22,016.31
Total Expenses (B)		2,15,363.64	1,44,496.54
Profit before exceptional items and tax (A-B)		73,523.32	5,060.58
Exceptional Items			
Loss on impairment of property, plant and equipment	2.42	-	(39,659.49)
Profit/(loss) Before Tax		73,523.32	(34,598.91)
Share of profit/(loss) of joint ventures and associates accounted for using the equity method (Net of Tax)		148.20	264.64
Tax Expenses	2.35		
Current Tax		19,584.41	2,214.97
Deferred Tax		12,984.22	(16,885.22)
Short/(excess) provision of earlier years		605.45	(16,087.27)
Profit/(loss) After Tax for the Period		40,497.44	(3,576.75)
Other Comprehensive Income			
Items that will not be reclassified to profit or loss			
Changes in fair value of equity instruments measured at fair value through other comprehensive income (FVTOCI)		29,577.54	3,252.95
Remeasurement of post-employment benefit obligations		1,153.55	1,213.70
Income tax relating to these items		(599.17)	(292.71)
Other Comprehensive Income for the Period, net of tax		30,131.92	4,173.94
Total Comprehensive Income for the Period (Comprising Profit (Loss) and Other Comprehensive Income for the period)		70,629.36	597.19
Earnings per Equity Share (EPS) (Face Value of ₹ 2)			
Basic (₹)	2.36	12.74	(1.12)
Diluted (₹)	2.36	12.74	(1.12)
Significant Accounting Policies	1		
The accompanying notes are integral part of the Financial Statements.			

As per our report of even date attached

For J.N. Gupta & Co.
Chartered Accountants
FRN: 006569C

CA Akansh Gupta
Partner
Membership No. 456312
Place: Ahmedabad
Date: 25th April, 2022

L. Kulshrestha
Chief General Manager &
Chief Financial Officer

Anupma Iyer
General Manager (Accounts)

Joel Evans
Company Secretary

For and on behalf of the Board of Directors,

Roopwant Singh, IAS
Managing Director
DIN: 06717937

S.B. Dangayach
Director
DIN: 01572754

Place: Ahmedabad
Date: 25th April, 2022

CONSOLIDATED STATEMENT OF CHANGES IN EQUITY (SOCIE) FOR THE YEAR ENDED ON 31ST MARCH, 2022

A. Equity Share Capital

(₹ in Lakh)

Particulars	Number of Shares	Amount
Issued, Subscribed and Paid-Up Capital		
Equity Shares of ₹ 2/- each fully Paid-up		
As at 31st March, 2020	31,80,00,000	6,360.00
Increase/(decrease) during the year	-	-
As at 31st March, 2021	31,80,00,000	6,360.00
Changes in Equity Share Capital due to prior period errors	-	-
Balance at the beginning of the year	31,80,00,000	6,360.00
Increase/(decrease) during the year	-	-
As at 31st March, 2022	31,80,00,000	6,360.00

B. Other Equity

(₹ in Lakh)

Particulars	Reserves & Surplus		Equity Instruments through Other Comprehensive Income	Total Other Equity
	General Reserve	Retained Earnings		
Balance as at 31st March, 2020	2,73,741.72	1,16,338.31	13,164.86	4,03,244.89
Prior period adjustment*	-	2,839.08	-	2,839.08
Balance as at 1st April, 2020	2,73,741.72	1,19,177.38	13,164.86	4,06,083.97
Profit for the year	-	(3,576.75)	-	(3,576.75)
Other comprehensive income for the year	-	790.16	3,383.78	4,173.94
Total comprehensive income for the year	-	(2,786.59)	3,383.78	597.19
Cash dividends (Note 2.17)	-	(6,360.00)	-	(6,360.00)
Balance as at 31st March, 2021	2,73,741.72	1,10,030.80	16,548.64	4,00,321.16
Profit for the year	-	40,497.44	-	40,497.44
Other comprehensive income for the year	-	750.45	29,381.47	30,131.92
Total comprehensive income for the year	-	41,247.89	29,381.47	70,629.36
Cash dividends (Note 2.17)	-	(636.00)	-	(636.00)
Dividend Distribution Tax (DDT)	-	-	-	-
Balance as at 31st March, 2022	2,73,741.72	1,50,642.69	45,930.11	4,70,314.52

*Impact of adjustments on account of prior period items has been explained in note number 2.48.

As per our report of even date attached

For J.N. Gupta & Co.
Chartered Accountants
FRN: 006569C

CA Akansh Gupta
Partner
Membership No. 456312
Place: Ahmedabad
Date: 25th April, 2022

L. Kulshrestha
Chief General Manager &
Chief Financial Officer

Anupma Iyer
General Manager (Accounts)

Joel Evans
Company Secretary

For and on behalf of the Board of Directors,

Roopwant Singh, IAS
Managing Director
DIN: 06717937

S.B. Dangayach
Director
DIN: 01572754

Place: Ahmedabad
Date: 25th April, 2022

CONSOLIDATED STATEMENT OF CASH FLOW

FOR THE YEAR ENDED ON 31ST MARCH, 2022

(₹ in Lakh)

Particulars	2021-22	2020-21
Cash Flow from Operating Activities		
Net Profit before tax	73,523.32	(34,598.91)
Adjustments for:		
Depreciation and Amortisation Expenses	9,798.34	9,421.15
Loss on impairment of property, plant and equipment	-	39,659.49
Assets / sundry balance / stores written off	(160.13)	(92.70)
(Excess) / Short provision adjusted	(171.61)	(198.91)
Surplus / (Deficit) on sale of assets	(33.94)	(9.02)
Dividend Income	(991.88)	(849.83)
Prior period/consolidation adjustment	-	2,839.08
Unwinding of discount on provisions	207.16	191.97
Interest from Banks and Corporates	(8,977.96)	(7,841.54)
Operating profit before working capital changes:	73,193.30	8,520.78
Adjustments for:		
Trade and Other Receivable	(91,329.32)	(12,716.35)
Inventories	1,028.40	(313.38)
Trade and Other Payable	17,913.11	6,313.01
Cash generated from Operations	805.49	1,804.06
Taxes Paid	(22,352.09)	12,847.70
Net Cash Flow from Operating Activities (A)	(21,546.60)	14,651.76
Cash Flow from Investing Activities		
Purchase of items of property, plant and equipment, investment properties and intangible items	(4,084.66)	(1,226.41)
Sale of fixed assets	47.72	51.27
Bank deposits (placed) / matured	(2,210.08)	-
Interest from Banks and Corporates	7,531.37	9,027.99
Dividend Income	991.88	849.83
Net Cash Flow from Investing Activities (B)	2,276.23	8,702.68
Cash Flow from Financing Activities		
Lease Payments	(20.04)	54.10
Interest Paid	(6.05)	(3.05)
Dividend (Including Corporate Dividend Tax) Paid	(636.00)	(6,360.00)
Net Cash Flow from Financing Activities (C)	(662.09)	(6,308.95)
Net Increase / (Decrease) in Cash and Cash Equivalents (A + B + C)	(19,932.46)	17,045.49
Cash and Cash Equivalents at the beginning of the period	26,557.41	9,511.93
Cash and Cash Equivalents at the end of the period	6,624.95	26,557.41
Notes to Statement of Cash Flow		
1. Cash and cash equivalent includes	-	-
Cash and Cheques on Hand	-	-
Balances with Scheduled Banks in Current Accounts	3,759.95	23,632.41
in Deposit Accounts (original maturity for less than three months)	65.00	225.00
Deposits with financial institutions	2,800.00	2,700.00
	6,624.95	26,557.41

2. Corresponding figures of the previous year have been re-grouped / re-arranged / re-classified / restated and revised, wherever necessary, for rounding off to nearest Lakh and/or to make them comparable with the figures of the current year.

3. The Cash Flow Statement has been prepared under the 'Indirect Method' as per Ind AS 7.

As per our report of even date attached

For J.N. Gupta & Co.
Chartered Accountants
FRN: 006569C

CA Akansh Gupta
Partner
Membership No. 456312
Place: Ahmedabad
Date: 25th April, 2022

L. Kulshrestha
Chief General Manager &
Chief Financial Officer

Anupma Iyer
General Manager (Accounts)

Joel Evans
Company Secretary

For and on behalf of the Board of Directors,

Roopwant Singh, IAS
Managing Director
DIN: 06717937

S.B. Dangayach
Director
DIN: 01572754

Place: Ahmedabad
Date: 25th April, 2022

Notes to Financial Statements for the year ended 31st March, 2022

NOTE 1: SIGNIFICANT ACCOUNTING POLICIES

This note provides list of the significant accounting policies applied in the preparation of these consolidated financial statements. These consolidated financial statements comprise the financial statements of the Company and its subsidiaries (referred to collectively as the 'Group') and the Group's interest in its associates and joint ventures.

(a) Basis of preparation

(i) Statement of compliance with Ind AS

The consolidated financial statements are prepared in accordance with Indian Accounting Standards (Ind AS) notified under Section 133 of the Companies Act, 2013 (the Act) read with the Companies (Indian Accounting Standards) Rules, 2015 as amended from time to time and other relevant provisions of the Act.

(ii) Historical cost convention

The financial statements are prepared on accrual basis of accounting under historical cost convention in accordance with generally accepted accounting principles in India and the relevant provisions of the Act including Indian Accounting Standards notified there under, except for the following where the fair valuation have been carried out in accordance with the requirements of respective Ind AS:

- Investments in equity instruments;
- Non-current assets held for sale;
- Employee defined benefit plans - plan assets; and
- Leases measurements that have some similarities to fair value but are not fair value.

Prior period/ Pre-paid items:

Items exceeding the materiality determined by the management (₹ 50,000/-) are accounted retrospectively by restating the figures of relevant accounting periods. Other items are accounted in the year in which they arise.

(iii) Use of estimates and judgements

The preparation and presentation of the financial statements are in conformity with the Ind AS which requires the management to make estimates, judgements and assumptions that affect the reported amounts of assets and liabilities, revenues and expenses and disclosure of contingent liabilities. Such estimates and assumptions are based on management's evaluation of relevant facts and circumstances as on the date of the financial statements. The actual outcome may differ from these estimates.

Estimates and underlying assumptions are reviewed on an ongoing basis. Revisions to the accounting estimates are accounted prospectively.

This policy provides an overview of the areas that involved judgement and items which are more likely to be materially adjusted due to estimates and assumptions turning out to be different than those originally assessed. Detailed information about each of these estimates and judgements is included in relevant

notes together with information about the basis of calculation for each affected line item in the financial statements.

Information about assumptions, estimation and uncertainties that have a significant risk of resulting in a material adjustment within the next financial year are included in the following notes:

Note 2.02- Fair valuation of investment properties

Note 2.15- Fair valuation of non-current assets held for sale

Note 2.19/2.37 - Provisions and contingent liabilities

Note 2.21 - Current / Deferred tax liabilities

Note 2.25 - Measurement of employee defined benefit liabilities

Note 2.42 - Impairment of items of property, plant and equipment and other assets

Note 2.45 - Impairment of financial assets (including expected credit losses for receivables)

Note 2.45 - Fair valuation of investments

Principles of fair value measurement have been provided in note (m) of the significant accounting policies.

(iv) Current versus non-current classification

The Group presents assets and liabilities in the Balance Sheet based on current/non-current classification as per the requirements of Ind AS compliant Schedule III to the Act.

(b) Principles of consolidation and equity accounting –

i. Subsidiaries

Subsidiaries are all entities (including structured entities) over which the Company has control. The Company controls an entity when the Company is exposed to, or has rights to, variable returns from its involvement with the entity and has the ability to affect those returns through its power to direct the relevant activities of the entity. Subsidiaries are fully consolidated from the date on which control is transferred to the group. They are deconsolidated from the date that control ceases.

The Company combines the financial statements of the parent and its subsidiaries line by line adding together like items of assets, liabilities, equity, income and expenses. Intercompany transactions, balances and unrealised gains on transactions between group companies are eliminated. Unrealised losses are also eliminated unless the transaction provides evidence of an impairment of the transferred asset. Accounting policies of subsidiaries have been aligned where necessary to ensure consistency with the policies adopted by the Group.

Non-controlling interests in the results and equity of subsidiaries are shown separately in the consolidated statement of profit and loss, consolidated statement of changes in equity and balance sheet respectively.

ii. Associates

Associates are all entities over which the group has significant influence but not control or joint control. Investments in associates are accounted for using the equity method of accounting after initially being recognised at cost. Equity accounting is discontinued from the date when ceased to have significant influence on the investee.

iii. Joint arrangements

Under Ind AS 111 Joint Arrangements, investments in joint arrangements are classified as either joint operations or joint ventures. The classification depends on the contractual rights and obligations of each investor, rather than the legal structure of the joint arrangement.

iv. Joint Ventures

Interests in joint ventures are accounted for using the equity method, after initially being recognised at cost in the consolidated balance sheet.

Under the equity method of accounting, the investments are initially recognised at cost and adjusted thereafter to recognise the Group's share of the post-acquisition profits or losses of the investee in profit and loss, and the Group's share of other comprehensive income of the investee in other comprehensive income. Dividends received or receivable from associates and joint ventures are recognised as a reduction in the carrying amount of the investment.

When the Group's share of losses in an equity-accounted investment equals or exceeds its interest in the entity, including any other unsecured long-term receivables, the Group does not recognise further losses, unless it has incurred obligations or made payments on behalf of the other entity.

Unrealised gains on transactions between the Group and its associates and joint ventures are eliminated to the extent of the Group's interest in these entities. Unrealised losses are also eliminated unless the transaction provides evidence of an impairment of the asset transferred. Accounting policies of equity accounted investees have been changed where necessary to ensure consistency with the policies adopted by the group.

(c) Borrowing costs

Borrowing costs attributable during the acquisition or construction of qualifying assets are capitalised as part of the cost of the assets. A qualifying asset is one that necessarily takes substantial period of time to get ready for intended use. All other borrowing costs are charged to revenue..

(d) Property, Plant and Equipment (PPE)

Freehold land is carried at historical cost. All other items of PPE are stated at historical cost of acquisition/construction (net of recoverable taxes) less accumulated depreciation and impairment losses, if any.

Historical cost includes expenditure that is directly attributable to the acquisition as well as construction/installation of the items but excludes cost of fencing in lignite mines projects. Subsequent costs are included in the

asset's carrying amount or recognised as a separate asset, as appropriate, only when it is probable that future economic benefits associated with the item will flow to the Group and the cost of the item can be measured reliably. All other repairs and maintenance expenses are charged to Statement of Profit and Loss during the reporting period in which they are incurred. Rehabilitation and resettlement expenses incurred after initial acquisition of the assets are expensed to profit or loss in the year in which they are incurred.

Machinery spares for Generating Units, Power Station and Switchyard, etc. either procured along with the equipment or subsequently are capitalised in the asset's carrying amount or recognised as a separate asset, as appropriate, only when it is probable that future economic benefits associated with the item will flow to the Group and the cost of the item can be measured reliably.

The present value of the expected cost for the decommissioning of an asset after its use is included in the cost of the respective asset if the recognition criteria for a provision are met.

Capital Work-in-progress includes expenditure that is directly attributable to the acquisition/construction of assets, which are yet to be commissioned and project inventory and assets in transit.

An item of PPE is derecognised upon disposal or when no future economic benefits are expected to arise from the continued use of the asset. Any gain or loss arising on the disposal or retirement of an item of PPE is recognised in the Statement of Profit and Loss.

Un-serviceable/worn out plant and equipment, vehicles and other assets of the Group are written off from the books of account to the extent of 95% of their cost after getting approval of appropriate authorities. The same are stated at the lower of their net book value or net realisable value.

Item of PPE received by the Group at free of cost from parties other than government are stated at nominal cost.

(e) Investment properties

Investment properties comprise freehold land and building (including properties under construction) that are held for rental yield and/or capital appreciation.

Investment property is measured initially at its cost, including related transaction costs. Subsequent expenditure is capitalised to the asset's carrying amount only when it is probable that future economic benefits associated with the item will flow to the Group and the cost of the item can be measured reliably. All other repairs and maintenance expenses are charged to Statement of Profit and Loss during the reporting period in which they are incurred.

(f) Intangible assets

Intangible assets are measured on initial recognition at cost (net of recoverable taxes, if any). If payment for an intangible asset is deferred beyond normal credit terms, its cost is the cash price equivalent. Subsequently, intangible assets are carried at cost less any accumulated amortisation and accumulated impairment losses, if any.

The costs of mining leases, which include the costs of acquiring mineral rights, are capitalised as item of intangible assets under the head 'Mining rights' in the year

in which they are incurred. Pre-operative Expenses of Mines/Mining Projects under implementation incurred up to the date of commencement of the production on commercial basis are written off to the Statement of Profit and Loss in the year in which they are incurred.

(g) Depreciation and amortisation methods, estimated useful lives and residual values

(i) Items of property, plant and equipment and investment properties

Depreciation is charged on straight line method (SLM) based on the useful life prescribed in Schedule II to the Act. The assets' residual values and useful lives are reviewed, and adjusted if appropriate, at the end of each reporting date.

Depreciation on items of property, plant and equipment acquired / disposed of during the year is provided on pro-rata basis with reference to the date of addition / disposal.

Investment properties are depreciated on SLM based on the useful lives of the assets prescribed in Schedule II to the Act.

Low value items which are in the nature of assets (excluding immovable assets) and valuing up to ₹ 5,000/- are not capitalised and charged off to Statement of Profit and Loss in the year of acquisition.

(ii) Intangible assets

Intangible assets with finite lives are amortised over their useful life and assessed for impairment whenever there is an indication that the item of intangible asset may be impaired. The amortisation period and the amortisation method for an intangible asset with a finite useful life are reviewed at each reporting date.

Intangible assets are amortised on SLM based on the useful lives determined based on technical evaluation done by the management except mining rights which are amortised using a unit-of-production method based on the data available with the Group as regards extraction of the minerals as compared to the technical estimation of mineable mineral reserves as mentioned in the submitted / approved mine closure plan. Capitalised mining rights are amortised once commercial production commences.

(h) Impairment of non-financial assets

The Property, Plant and Equipment and Intangible assets are tested for impairment whenever events or changes in circumstances indicate that the carrying amount may not be recoverable. An impairment loss is recognised for the amount by which the asset's carrying amount exceeds its recoverable amount. The recoverable amount is the higher of an asset's fair value less costs of disposal and value in use. For the purposes of assessing impairment, the assets are grouped at the lowest levels for which there are separately identifiable cash flows which are largely independent of the cash inflows from other assets or groups of assets [cash generating units]. Non-financial assets other than Goodwill that suffered an impairment loss are reviewed for possible reversal of impairment at the end of each reporting period. An impairment loss is charged to the Statement of Profit and Loss in the year in which an asset is identified as impaired. The impairment loss recognised in prior accounting period is reversed if there has been a change in the estimate of recoverable amount.

Full provision is made on plant and machinery which is lying in capital work in progress for more than ten years and has not been put to use.

(i) Leases

The determination of whether an arrangement is (or contains) a lease is based on the substance of the arrangement at the inception of the lease. A contract is, or contains, a lease if the contract conveys the right to control the use of an identified asset for a definite period of time in exchange for consideration. To assess whether a contract conveys the right to control the use of an identified asset, the Group assesses whether:

- (i) the contract involves the use of identified asset;
- (ii) the Group has substantially all of the economic benefits from the use of the asset through the period of lease; and
- (iii) the Group has right to direct the use of the asset.

Lease accounting

As a lessee

The Group recognises a right-of-use asset and a lease liability at the lease commencement date. The right-of-use asset is initially measured at cost, which comprises the initial amount of the lease liability adjusted for any lease payments made at or before the commencement date, plus any initial direct costs incurred and an estimate of costs to dismantle and remove the underlying asset or to restore the site on which it is located, less any lease incentives received.

Certain lease arrangements include the option to extend or terminate the lease before the end of the lease term. The right-of-use assets and lease liabilities include these options when it is reasonably certain that the option will be exercised.

The right-of-use asset is subsequently depreciated using the straight-line method from the commencement date to the earlier of the end of the useful life of the right-of-use asset or the end of the lease term. The estimated useful lives of right-of-use assets are determined on the same basis as those of property, plant and equipment.

The lease liability is initially measured at the present value of the lease payments that are not paid at the commencement date, discounted using the interest rate implicit in the lease or, if that rate cannot be readily determined, the incremental borrowing rate. Generally, the Group uses its incremental borrowing rate as the discount rate.

The lease liability is subsequently measured at amortised cost using the effective interest method. It is remeasured when there is a change in future lease payments arising from a change in an index or rate, if there is a change in the Group's estimate of the amount expected to be payable under a residual value guarantee, or if Group changes its assessment of whether it will exercise a purchase, extension or termination option.

When the lease liability is remeasured in this way, a corresponding adjustment is made to the carrying amount of the right-of-use asset or is recorded in profit or loss if the carrying amount of the right-of-use asset has been reduced to zero.

Lease payments have been classified as financing activities.

The Group has elected not to recognise right-of-use assets and lease liabilities for short-term leases that have a lease term of less than or equal to 12 months with no purchase option and assets with low value leases. The Group recognises the lease payments associated with these leases as an expense in Statement of Profit and Loss over the lease term. The related cash flows are classified as operating activities.

As a lessor

Leases for which the Group is a lessor is classified as finance or operating leases. When the terms of the lease transfer substantially all the risks and rewards of ownership to the lessee, the contract is classified as a finance lease. All other leases are classified as operating leases.

Lease income from operating leases where the Group is a lessor is recognised in income on a straight-line basis over the lease term.

Adoption of Ind AS 116 and Transition

Effective from 1st April, 2019 ('the date of transition'), the Group had applied Ind AS 116 using the modified retrospective approach, under which the cumulative effect of initial application was recognised in retained earnings.

On transition to Ind AS 116, the Group had elected to apply the practical expedient to grandfather the assessment of which transactions are leases. The definition of a lease under Ind AS 116 is applied only to contracts entered into or changed on or after 1st April, 2019. The Group has applied accounting under Ind AS 116 also to contracts that were previously identified as leases under Ind AS 17.

(j) Non-current assets held for sale and discontinued operations

Non-current assets are classified as held for sale if their carrying amount will be recovered principally through a sale transaction rather than through continuing use and a sale is considered highly probable. They are measured at the lower of their carrying amount and fair value less costs to sell, except for assets such as deferred tax assets, assets arising from employee benefits, financial assets and contractual rights under insurance contracts, which are specifically exempt from this requirement.

Non-current assets are not depreciated or amortised while they are classified as held for sale. Non-current assets classified as held for sale are presented separately from the other assets in the Balance Sheet.

A discontinued operation is a component of the Group that has been disposed of or is classified as held for sale and that represents a separate major line of business or geographical area of operations, is part of a single co-ordinated plan to dispose of such a line of business or area of operations, or is a subsidiary acquired exclusively with a view to resale. The results of discontinued operations are presented separately in the Statement of Profit and Loss.

(k) Financial instruments

A financial instrument is any contract that gives rise to a financial asset of one entity and a financial liability or equity instrument of another entity.

Financial assets

Initial recognition

A financial asset is recognised in the Balance Sheet when the Group becomes party to the contractual provisions of

the instrument.

Initial measurement

At initial recognition, the Group measures a financial asset (which is not measured at fair value) through profit or loss at its fair value plus or minus transaction costs that are directly attributable to the acquisition or issue of the financial asset.

Subsequent measurement

For the purpose of subsequent measurement, financial assets are classified into:

- A. Financial assets measured at amortised cost;
- B. Financial assets measured at fair value through profit or loss (FVTPL); and
- C. Financial assets measured at fair value through other comprehensive income (FVTOCI).

The Group classifies its financial assets in the above mentioned categories based on:

- A. The Group's business model for managing the financial assets, and
- B. The contractual cash flows characteristics of the financial asset.

A financial asset is measured at amortised cost if both of the following conditions are met:

- A. The financial asset is held within a business model whose objective is to hold financial assets in order to collect contractual cash flows; and
- B. The contractual terms of the financial assets give rise on specified dates to cash flows that are solely payments of principal and interest (SPPI) on the principal amount outstanding.

Amortised cost of a financial asset or financial liability means the amount at which the financial asset or financial liability is measured at initial recognition minus the principal repayments, plus or minus the cumulative amortisation using the effective interest rate (EIR) method of any difference between that initial amount and the maturity amount and, for financial assets, adjusted for any loss allowance.

Financial assets are subsequently measured at amortised cost using the EIR method. Amortised cost is calculated by taking into account any discount or premium on acquisition and fees or costs that are an integral part of the EIR. The EIR amortisation is included in finance income through profit or loss. The losses arising from impairment are recognised through profit or loss.

A financial asset is measured at FVTOCI if both of the following conditions are met:

- A. The financial asset is held within a business model whose objective is achieved by both collecting the contractual cash flows and selling financial assets; and
- B. The asset's contractual cash flows represent SPPI.

A financial asset is measured at FVTPL unless it is measured at amortised cost or at FVTOCI. In addition, the Group may elect to designate a financial asset, which otherwise meets amortised cost or FVTOCI criteria, as at FVTPL. However, such election is allowed only if doing so reduces or eliminates a measurement or recognition inconsistency (referred to as 'accounting mismatch').

Trade receivables

Trade receivables are recognised initially at fair value and subsequently measured at amortised cost, less provision for impairment.

Equity instruments

All equity investments within the scope of Ind AS 109 are measured at fair value. Equity instruments which are held for trading are classified as at FVTPL. For all other equity instruments, the Group may make an irrevocable election to present subsequent changes in the FVTOCI. The Group makes such election on an instrument-by-instrument basis. The classification is made on initial recognition and is irrevocable.

If the Group decides to classify an equity instrument as at FVTOCI, then all fair value changes on the instrument, excluding dividends, are recognised in the Other Comprehensive Income (OCI). On sale of investments, cumulative gain or loss is recognised in OCI and the amount is not reclassified to profit or loss. Equity instruments included within the FVTPL category are measured at fair value with all changes recognised through Profit or Loss.

The Group has elected to measure its equity instruments through FVTOCI.

Derecognition

A financial asset (or, where applicable, a part of a financial asset or part of a group of similar financial assets) is primarily derecognised (i.e. removed from the Group's Balance Sheet) when:

- A. The contractual rights to the cash flows from the financial asset have expired, or
- B. The Group has transferred its rights to receive cash flows from the asset or has assumed an obligation to pay the received cash flows in full without material delay to a third party under a 'pass-through' arrangement; and either
 - i) The Group has transferred substantially all the risks and rewards of the asset, or
 - ii) The Group has neither transferred nor retained substantially all the risks and rewards of the asset, but has transferred control of the asset.

When the Group has transferred its rights to receive cash flows from an asset or has entered into a pass-through arrangement, it evaluates if and to what extent it has retained the risks and rewards of ownership. When it has neither transferred nor retained substantially all of the risks and rewards of the asset, nor transferred control of the asset, the Group continues to recognise the transferred asset to the extent of the Group's continuing involvement. In that case, the Group also recognises an associated liability. The transferred asset and the associated liability are measured on a basis that reflects the rights and obligations that the Group has retained.

Continuing involvement that takes the form of a guarantee over the transferred asset is measured at the lower of the original carrying amount of the asset and the maximum amount of consideration that the Group could be required to repay.

Impairment of financial assets

The Group assesses impairment based on expected credit loss (ECL) model to the following:

- A. Financial assets measured at amortised cost
- B. Financial assets measured at FVTOCI

ECLs are measured through a loss allowance at an amount equal to:

- A. The 12-months ECLs (ECLs that result from those default events on the financial instrument that are possible within 12 months after the reporting date); or
- B. Full time ECLs (ECLs that result from all possible default events over the life of the financial instrument).

The Group follows 'simplified approach' for recognition of impairment loss allowance on trade receivables. It recognises impairment loss allowance based on lifetime ECLs at each reporting date, right from its initial recognition.

The Group uses a provision matrix to determine impairment loss allowance for trade receivables. The provision matrix is based on its historically observed default rates over the expected life of the trade receivable and is adjusted for forward looking estimates. At every reporting date, the historical observed default rates are updated and changes in the forward-looking estimates are analysed.

For recognition of impairment loss on other financial assets and risk exposure, the Group determines whether there has been a significant increase in the credit risk since initial recognition. If credit risk has not increased significantly, 12-months ECL is used to provide for impairment loss. However, if credit risk has increased significantly, lifetime ECL is used. If, in a subsequent period, credit quality of the instrument improves such that there is no longer a significant increase in credit risk since initial recognition, then the Group reverts to recognising impairment loss allowance based on 12-months ECL.

ECL impairment loss allowance (or reversal) recognised during the period is recognised as income/expense in the Statement of Profit and Loss. The Balance Sheet presentation for various financial instruments is described below:

- A. Financial assets measured as at amortised cost and contractual revenue receivables minus ECL is presented as an allowance, i.e., as an integral part of the measurement of those assets in the Balance Sheet. The allowance reduces the net carrying amount. Until the asset meets write-off criteria, the Group does not reduce impairment allowance from the gross carrying amount.
- B. Financial assets measured at FVTOCI - Since financial assets are already reflected at fair value, impairment allowance is not further reduced from its value. Rather, ECL amount is presented as accumulated impairment amount in the OCI.

For assessing increase in credit risk and impairment loss, the Group combines financial instruments on the basis of shared credit risk characteristics with the objective of facilitating an analysis that is designed to enable significant increases in credit risk to be identified on a timely basis.

Financial Liabilities**Initial recognition and measurement**

All financial liabilities are recognised initially at fair value and, in case of loans and borrowings and payables, net of directly attributable transaction costs.

Subsequently, all financial liabilities are measured at amortised cost or at FVTPL. The Group's financial liabilities include trade and other payables, loan and borrowings including bank overdrafts.

Subsequent measurement

A. Financial liabilities measured at amortised cost

B. Financial liabilities subsequently measured at FVTPL

Financial liabilities at FVTPL include financial liabilities held for trading and financial liabilities designated upon initial recognition as at FVTPL. Financial liabilities are classified as held for trading if they are incurred for the purpose of repurchasing in the near term. Gains or losses on liabilities held for trading are recognised through profit or loss.

Financial liabilities designated upon initial recognition at FVTPL are designated as such at the initial date of recognition, and only if the criteria in Ind AS 109 are satisfied. For liabilities designated as FVTPL, fair value gains/ losses attributable to changes in own credit risk are recognised in OCI. These gains/losses are not subsequently transferred to Profit or Loss. However, the Group may transfer the cumulative gain or loss within equity. All other changes in fair value of such liability are recognised in the Statement of Profit and Loss. The Group has not designated any financial liability as at FVTPL.

Trade and other payables

These amounts represent liability for goods and services provided to the Group prior to the end of financial year which are unpaid. Trade and other payables are presented as current liabilities unless payment is not due within 12 months after the reporting period. They are recognised initially at fair value and subsequently measured at amortised cost using the EIR method.

Derecognition

A financial liability is derecognised when the obligation under the liability is discharged or cancelled or expires. When an existing financial liability is replaced by another such liability from the same lender on substantially different terms, or the terms of an existing liability are substantially modified, such an exchange or modification is treated as the derecognition of the original liability and the recognition of a new liability. The difference in the respective carrying amounts is recognised in the Statement of Profit and Loss.

(l) Offsetting financial instruments

Financial assets and financial liabilities are offset and the net amount is reported in the Balance Sheet when, and only when, there is a legally enforceable right to offset the recognised amount and there is intention either to settle on net basis or to realise the assets and to settle the liabilities simultaneously. The legally enforceable right must not be contingent on future events and must be enforceable in the normal course of business and in the event of default, insolvency or bankruptcy of the Group or counterparty.

(m) Fair value measurement

The Group measures certain financial instruments at fair value at each Balance Sheet date. The fair value measurement is based on the presumption that the transaction to sell the asset or transfer the liability takes place either:

A. In the principal market for the asset or liability, or

B. In the absence of a principal market, in the most advantageous market for the asset or liability.

The principal or the most advantageous market must be accessible by the Group. The fair value of an asset or a liability is measured using the assumptions that market participants would use when pricing the asset or liability, assuming that market participants act in their best economic interest.

The Group uses valuation techniques that are appropriate in the circumstances and for which sufficient data are available to measure fair value, maximising the use of relevant observable inputs and minimising the use of unobservable inputs.

All assets and liabilities for which fair value is measured or disclosed in the financial statements are categorised within the fair value hierarchy, described as under, based on the lowest level input that is significant to the fair value measurement as a whole:

A. Level 1 - Quoted (unadjusted) market prices in active markets for identical assets or liabilities.

B. Level 2 - Valuation techniques for which the lowest level input that is significant to the fair value measurement is directly or indirectly observable.

C. Level 3 - Valuation techniques for which the lowest level input that is significant to the fair value measurement is unobservable.

For assets and liabilities that are recognised in the financial statements on a recurring basis, the Group determines whether transfers have occurred between levels in the hierarchy by re-assessing categorisation (based on the lowest level input that is significant to the fair value measurement as a whole) at the end of each reporting period.

This note summarises the accounting policy for fair value. Other fair value related disclosures are given in the relevant notes.

A. Note 2.02- Fair valuation of investment properties

B. Note 2.15- Fair valuation of non-current assets held for sale

C. Note 2.25- Measurement of employee defined benefit obligations

D. Note 2.45- Disclosures for valuation methods, significant estimates and assumptions

E. Note 2.45- Quantitative disclosures of fair value measurement hierarchy

F. Note 2.45- Financial instruments (including those carried at amortised cost)

G. Note 2.45- Fair valuation of investments

(n) Inventories

Stores, chemicals, spares, fuel and loose tools are valued at cost. Cost is ascertained on weighted average method.

Raw materials, mined ore, goods-in-process and finished products are valued at lower of total cost incurred at respective project or net realisable value item-wise. Cost is ascertained on First In First Out basis. Further, the Group does not value the stock of by-products lying at various project sites.

Spares (not meeting the definition of PPE) are accounted as inventory and expensed to the Statement of Profit and Loss when issued for consumption.

(o) Employee benefits

(i) Short-term employee benefit obligations

Liabilities for wages, salaries, including non-monetary benefits that are expected to be settled wholly within 12 months after the end of the period in which the employees render the related services are recognised in respect of employees' services up to the end of the reporting period and are measured at the amounts expected to be paid when the liabilities are to be settled. The liabilities are presented as current employee benefit obligations in the Balance Sheet.

(ii) Other long-term employee benefit obligations

The liabilities for earned leave and sick leave are not expected to be settled wholly within 12 months after the end of the period in which employees render the related service. They are therefore measured at the present value of expected future payments to be made in respect of services provided by employees up to the end of reporting period using the projected unit credit method. The benefits are discounted using the market yield at the end of reporting period that have terms approximating to the terms of related obligation. Remeasurement as a result of experience adjustments and changes in actuarial assumptions are recognised in the Statement of Profit and Loss.

The obligations are presented as current liabilities in the Balance Sheet if the Group does not have unconditional right to defer settlement for at least 12 months after the reporting period, regardless of when the actual settlement is expected to occur.

Compensation paid to the legal heirs of deceased employee while in service is charged to Statement of Profit and Loss as and when the liability arises.

The principal amount and interest thereon in respect of House Building Advance in case of deceased employee while in service is written off as and when intimation is received.

(iii) Post-employment obligations

The Group operates the following post-employment schemes:

- A. Defined benefit plans such as gratuity; and
- B. Defined contribution plan such as provident fund etc.

Gratuity obligations

The liability or asset recognised in the Balance Sheet in respect of defined benefit gratuity plans is present value of the defined benefit obligation at the end of the reporting period less the fair value of plan assets. The defined benefit obligation is calculated annually by actuaries using the projected unit credit method.

The present value of the defined benefit obligations is determined by discounting the estimated future cash outflows by reference to market yields at the end of the reporting period on government bonds that have terms approximating to the terms of the related obligation. The net interest cost is calculated by applying the discount rate to the net balance of the defined benefit obligation and the

fair value of plan assets. This cost is included in employee benefit expenses in the Statement of Profit and Loss.

Remeasurement gains and losses arising from experience adjustments and changes in actuarial assumptions are recognised in the period in which they occur, directly in OCI. They are included in retained earnings in the Statement of Changes in Equity and in the Balance Sheet. Changes in present value of the defined benefit obligation resulting from plan amendment or curtailments are recognised immediately in profit or loss as past service cost.

Provident Fund

The Group pays provident fund contributions to GMDC Employees Provident Fund Trust. The Group has no further payment obligations once the contributions have been paid. The contributions are accounted for as defined contribution plans and the contributions are recognised as employee benefit expenses when they are due. Prepaid contributions are recognised as an asset to the extent that a cash refund or a reduction in the future payment is available.

Reimbursement of losses and other related expenses to Provident Fund Trust are charged to the Statement of Profit and Loss as and when crystallised.

(iv) Termination benefits

Compensation to employees who have opted for retirement under the voluntary retirement scheme of the Group is charged to Statement of Profit and Loss in the year of separation.

(p) Foreign currency transactions

(i) Functional and presentation currency

Items included in the financial statements are measured using the currency of the primary economic environment in which the Group operates ('the functional currency'). The consolidated financial statements are presented in Indian rupee (INR), which is the Group's functional and presentation currency.

(ii) Transactions and balances

Foreign currency transactions are translated into the functional currency using the exchange rates at the date of the transactions. Foreign exchange gains and losses resulting from the settlement of such transactions and from the translation of monetary assets and liabilities denominated in foreign currencies at the year-end exchange rates are generally recognised in profit or loss.

Foreign exchange differences regarded as an adjustment to borrowing costs are presented in the Statement of Profit and Loss. All other foreign exchange gains and losses are presented in the Statement of Profit and Loss on a net basis within other income or other expenses.

Non-monetary items that are measured in terms of historical cost in a foreign currency are translated using the exchange rates at the dates of the initial transactions. Non-monetary items that are measured at fair value in a foreign currency are translated using the exchange rates at the date when the fair value was determined. Translation differences on assets and liabilities carried at fair value are reported as part of the fair value gain or loss.

(q) Revenue recognition

Ind AS 115 specifies a uniform, five-step model for revenue recognition, which is generally to be applied to all contracts with customers. Revenue from contract with customer is recognised when control of goods or services are transferred to customer. Revenue is measured at the price which Group expects to be entitled in exchange for those goods or service. Amounts disclosed as revenue are net of the amounts collected on behalf of third parties.

The Group recognises revenue from sale of goods measured at the fair value of the consideration received or receivable, upon satisfaction of performance obligation which is at a point in time when control of the goods is transferred to the customer, generally on delivery of the goods. Depending on the terms of the contract, which differs from contract to contract, the goods are sold on a reasonable credit term. As per the terms of the contract, consideration that is variable, according to Ind AS 115, is estimated at contract inception and updated thereafter at each reporting date or until crystallisation of the amount.

Sales include amounts in respect of royalty, transportation, packing charges, generation-based incentives, GST compensatory cess, mine closure charges wherever applicable and other taxes or duties, if any, but excludes GST. Sales are reduced to the extent of the amount of cash discount.

The liquidated damage/penalty, if any, on capital contracts are generally determined on completion of contract and the same is recognised in the Statement of Profit and Loss. Liquidated damages/penalty on long-term revenue contracts are determined at the end of one year from the date of award of contracts and the same is recognised in the Statement of Profit and Loss.

Revenues from service contracts priced on a time and material basis are recognised on satisfaction of performance obligation towards rendering of such services.

In respect of power plants, Unscheduled Interchange (UI) Charges and Generation Based Incentives (GBI) are recognised as and when the same are received / incurred by the Group.

Interest income from a financial asset is recognised when it is probable that future economic benefit will flow to the Group and the amount of income can be measured reliably. Interest income is accrued on a time basis, by reference to the principal outstanding and at the EIR applicable, which is the rate that exactly discounts estimated future cash flows through the expected life of the financial asset to that asset's gross carrying amount on initial recognition.

Dividend income is accounted for when the right to receive the same is established, which is generally when the shareholders approve the dividend.

(r) Government grants

Grants from the Government are recognised at their fair value where there is a reasonable assurance that the grant will be received and the Group will comply with all attached conditions.

Government grants relating to income are deferred and recognised in the Statement of Profit and Loss over the period necessary to match them with the costs that they are intended to compensate and presented within the other income.

Government grants relating to purchase/construction of items of PPE or investment properties are deducted from the cost of purchase/construction in arriving at the carrying amount of the related asset in line with Ind AS 20.

(s) Stripping Costs

Expenditure incurred on removal of mine waste materials (overburden) necessary to extract the lignite reserves is referred to as stripping cost. The Group has to incur such expenses over the life of the mine as technically estimated.

In cases where, the company has awarded unit rate based contracts and/or in the contracts where payments are made based on actual stripping ratio, for overburden removal and lignite extraction, stripping cost is charged on technically evaluated average stripping ratio at each plot of mine after due adjustment for stripping activity on FIFO basis in the Statement of Profit & Loss under the head "Loading of lignite and over burden removal".

Balance amount in stripping activity adjustment account is shown in the Balance Sheet under the head "Other Non-Financial Assets/ Provision" as the case may be.

(t) Taxation**Income tax**

The income tax expense or credit for the period is the tax payable on the current period's taxable income based on the applicable income tax rate adjusted by changes in deferred tax assets and liabilities attributable to temporary differences and to unused tax losses.

The current income tax charge is calculated on the basis of the tax laws enacted or substantively enacted at the end of the reporting period. Current income tax assets and liabilities are measured at the amount expected to be recovered from or paid to the taxation authorities, based on the rates and tax laws enacted or substantively enacted, at the reporting date. Current tax items are recognised in correlation to the underlying transaction either in OCI or directly in equity.

Deferred tax

Deferred tax is provided in full on temporary difference arising between the tax bases of the assets and liabilities and their carrying amounts in consolidated financial statements.

Deferred income tax is determined using tax rates (and laws) that have been enacted or substantially enacted by the end of the reporting period and are expected to apply when the related deferred income tax asset is realised or the deferred income tax liability is settled. Deferred tax assets are recognised for all deductible temporary differences and unused tax losses only if it is probable that future taxable amounts will be available to utilise those temporary differences and losses.

Deferred tax assets and liabilities are offset when there is a legally enforceable right to offset current tax assets and liabilities and when the deferred tax balances relate to the same taxation authority. Current tax assets and tax liabilities are offset where the Group has a legally enforceable right to offset and intends either to settle on a net basis, or to realise the asset and settle the liability simultaneously.

Current and deferred tax are recognised in the Statement of Profit and Loss, except to the extent that it relates to items recognised in OCI or directly in equity. In this case, the tax is also recognised in OCI or directly in equity, respectively.

Any tax credit available is recognised as deferred tax asset to the extent that it is probable that future taxable profit will be available against which the unused tax credits can be utilised. The said asset is created by way of credit to the Statement of Profit and Loss and shown under the head deferred tax asset.

The carrying amount of deferred tax assets is reviewed at each reporting date and reduced to the extent that it is no longer probable that sufficient taxable profit will be available to allow all or part of the deferred tax asset to be utilised. Unrecognised deferred tax assets are re-assessed at each reporting date and are recognised to the extent that it has become probable that future taxable profits will allow the deferred tax asset to be recovered.

The company considers on the Balance Sheet date whether it is probable that taxation authority will accept an uncertain tax position and based on the probability of likelihood of events company recognises additional tax liability.

(u) Earnings per share

Basic earnings per share

Basic earnings per share is calculated by dividing the profit attributable to owners of the Group by the weighted average number of equity shares outstanding during the financial year, adjusted for bonus elements in equity shares issued during the year and excluding treasury shares.

Diluted earnings per share

Diluted earnings per share adjusts the figures used in the determination of basic earnings per share to take into account the after income tax effect of interest and other financing costs associated with dilutive potential equity shares and the weighted average number of additional equity shares that would have been outstanding assuming the conversion of all dilutive potential equity shares.

(v) Provisions, contingent liabilities and contingent assets

Provisions are recognised at present value when the Group has a present obligation (legal or constructive) as a result of a past event, it is probable that an outflow of resources embodying economic benefits will be required to settle the obligation and a reliable estimate can be made of the amount of the obligation. The expense relating to a provision is presented in the Statement of Profit and Loss net off reimbursement, if any.

Decommissioning costs are provided at the present value of expected costs to settle the obligation using estimated cash flows and are recognised as part of the cost of PPE. The cash flows are discounted at a current pre-tax rate that reflects the risk specific to the decommissioning liability. The unwinding of discount is expensed as incurred and recognised in the Statement of Profit and Loss as a finance cost. The estimated future costs of decommissioning are reviewed annually and adjusted as may be appropriate. Changes in the estimated future costs or in the discount rate applied are added to or deducted from the cost of the asset.

Progressive mine closure expenses are accounted for as and when incurred.

In respect of lignite mines, the annual mine closure cost per hectare is provided as per the mine closure guidelines issued by the Ministry of Coal from time to time. As per these guidelines, such annual cost is modified with

reference to Wholesale Price Index (WPI) as mentioned and considered in the mine closure plan submitted / approved for the respective mines. The mine closure provisions are provided in line with the approved / submitted / prepared/draft mine closure plans. In case the mine closure plan has not been submitted / approved / prepared, the annual cost is estimated based on the above referred guidelines.

In respect of mines other than lignite mines, mine closure activities are carried out as per the approved / submitted / prepared / draft mine closure plans. However, in the absence of specific guidelines by Indian Bureau of Mines (IBM) for making provision for the annual mine closure cost per hectare, financial assurance in the form of Bank Guarantee of requisite amount is submitted to IBM. A certificate/confirmation is obtained from our technical division for mine closure activities carried out by the Group either departmentally or through outside agencies. Expenses incurred departmentally on mine closure activities are debited to the respective head of expenses and provision is made for material shortfall therein, if advised by the technical division.

Contingent liabilities are not provided for, if material, are disclosed by way of notes to accounts. Contingent assets are not recognised in the financial statements. However, the same is disclosed, where an inflow of economic benefit is probable.

(w) Cash and Cash Equivalents

Cash and cash equivalents comprise cash and short-term deposits. The Group considers all highly liquid investments with an original maturity of three months or less and that are readily convertible to known amounts of cash to be cash equivalents.

For the purpose of presentation in the Statement of Cash Flows, cash and cash equivalents includes cash on hand, other short term, highly liquid investments with original maturities of three months or less that are readily convertible to known amounts of cash and which are subject to an insignificant risk of changes in value, and bank overdrafts. Bank overdrafts are shown within borrowings in current liabilities in the Balance Sheet.

(x) Statement of Cash Flow

Cash flows are reported using the indirect method, whereby profit before tax is adjusted for the effects of transactions of a non-cash nature, any deferrals or accruals of past or future operating cash receipts or payments and item of income or expenses associated with investing or financing cash flows. The cash flows from operating, investing and financing activities of the Group are segregated.

(y) Dividends

The Group recognises a liability for dividends to equity holders of the Group when the dividend is authorised and the dividend is no longer at the discretion of the Group. As per the corporate laws in India, dividend is authorised when it is approved by the shareholders. A corresponding amount is recognised directly in equity.

(z) Segment Reporting

The Chief Operational Decision Maker (CODM) monitors the operating results of its business segments separately for the purpose of making decisions about resource

allocation and performance assessment. Segment performance is evaluated based on profit or loss and is measured consistently with profit or loss in the financial statements. Operating segments are reported in a manner consistent with the internal reporting provided to the CODM.

Accordingly, the Board of Directors of the Group is CODM for the purpose of segment reporting.

(aa) Rounding off

All amounts disclosed in the financial statements and notes have been rounded off to the nearest Lakh up to two decimal points as per the requirements of Schedule III, unless otherwise stated.

(bb) Events occurring after the Balance Sheet Date

Adjusting events (that provides evidence of condition that existed at the Balance Sheet date) occurring after the

Balance Sheet date are recognised in the financial statements. Material non adjusting events (that are inductive of conditions that arose subsequent to the Balance Sheet date) occurring after the Balance Sheet date that represent material change and commitments affecting the financial position are disclosed in the Board's Report.

(cc) Exceptional Items

Certain occasions, the size, type or incidence of an item of income or expense, pertaining to the ordinary activities of the Group is such that its disclosure improves the understanding of the performance of the Group, such income or expense is classified as an exceptional item and accordingly, disclosed in the notes accompanying to the financial statements.

2.01 PROPERTY, PLANT AND EQUIPMENT AND CAPITAL WORK-IN-PROGRESS**Property, Plant and Equipment as at 31st March, 2022**

Particulars	Gross Carrying Amount			Accumulated Depreciation / Amortisation and Impairment Loss				Net Carrying Amount			
	Cost As on 1-Apr-21	Additions/ Adjustments during the year	Deduction during the year	Balance As on 31-Mar-22	Balance As on 1-Apr-21	Additions during the year	Impairment loss	Deduction during the year	Balance As on 31-Mar-22	As on 31-Mar-22	As on 31-Mar-21
Land - Free Hold	6,428.23	102.22	-	6,530.45	-	-	-	-	-	6,530.45	6,428.23
Land - Lease Hold (ROU Asset)	1,541.65	-	-	1,541.65	535.54	90.70	-	-	626.24	915.41	1,006.11
Building	17,583.79	13.71	-	17,597.50	8,301.23	471.21	-	-	8,772.44	8,825.06	9,282.56
Plant & Equipment	1,83,456.14	512.79	24.64	1,83,944.29	86,370.48	5,678.19	-	14.04	92,034.63	91,909.66	97,085.66
Furniture & Fixtures	183.01	10.26	-	193.27	92.49	10.52	-	-	103.01	90.26	90.52
Vehicles	1,113.37	28.23	3.99	1,137.61	653.77	119.10	-	2.75	770.12	367.49	459.60
Office Equipment	727.31	12.84	3.97	736.18	611.36	30.75	-	3.69	638.42	97.76	115.95
Computers	588.41	18.11	26.49	580.03	368.52	74.07	-	24.83	417.76	162.27	219.89
Electrical Equipment	1,212.54	18.98	-	1,231.52	695.11	109.52	-	-	804.63	426.89	517.43
Laboratory Equipment	271.01	4.28	-	275.29	187.99	12.97	-	-	200.96	74.33	83.02
Total Property, Plant and Equipment	2,13,105.46	721.42	59.09	2,13,767.79	97,816.49	6,597.03	-	45.31	1,04,368.21	1,09,399.58	1,15,288.97

Property, Plant and Equipment as at 31st March, 2021

Particulars	Gross Carrying Amount			Accumulated Depreciation / Amortisation and Impairment Loss				Net Carrying Amount			
	Cost As on 1-Apr-21	Additions/ Adjustments during the year	Deduction during the year	Balance As on 31-Mar-21	Balance As on 1-Apr-20	Additions during the year	Impairment loss	Deduction during the year	Balance As on 31-Mar-21	As on 31-Mar-21	As on 31-Mar-20
Land - Free Hold	5,604.08	824.15	-	6,428.23	-	-	-	-	-	6,428.23	5,604.08
Land - Lease Hold (ROU Asset)	1,541.65	-	-	1,541.65	444.85	90.70	-	-	535.54	1,006.11	1,096.81
Building	16,890.07	700.52	6.80	17,583.79	2,820.89	623.74	4,858.16	1.56	8,301.23	9,282.56	14,069.18
Plant & Equipment	1,83,427.22	99.05	70.13	1,83,456.14	44,575.19	7,119.88	34,722.93	47.52	86,370.48	97,085.66	1,38,852.03
Furniture & Fixtures	166.75	17.18	0.92	183.01	82.37	10.30	-	0.18	92.49	90.52	84.38
Vehicles	1,151.19	-	37.82	1,113.37	555.12	124.91	-	26.26	653.77	459.60	596.07
Office Equipment	726.70	2.30	1.69	727.31	558.56	53.69	-	0.89	611.36	115.95	168.14
Computers	597.58	4.79	13.96	588.41	295.15	86.56	-	13.19	368.52	219.89	302.43
Electrical Equipment	1,204.01	11.26	2.73	1,212.54	550.36	123.38	23.57	2.20	695.11	517.43	653.65
Laboratory Equipment	263.96	7.05	-	271.01	107.99	25.18	54.82	-	187.99	83.02	155.97
Total Property, Plant and Equipment	2,11,573.21	1,666.30	134.05	2,13,105.46	49,990.48	8,258.34	39,659.48	91.80	97,816.49	1,15,288.97	1,61,582.74

Capital Work-in-progress:		(₹ in Lakh)	
Particulars	As at 31st March, 2022	As at 31st March, 2021	
Cost or deemed cost			
Balance at the beginning of the Year	695.69	562.76	
Add: Addition during the Year	953.12	760.10	
Less: Transferred to Property, Plant & Equipments	(355.61)	(627.17)	
Closing gross carrying value	1,293.20	695.69	
Accumulated Impairment Allowance			
Balance at the beginning of the Year	133.23	133.23	
Add: Addition during the Year	-	-	
Closing Accumulated Impairment Allowance	133.23	133.23	
Closing net carrying value	1,159.97	562.46	

Capital-work-in progress ageing schedule as on 31.03.2022:						(₹ in Lakh)
Particulars	Amount in CWIP for a period of				Total (Gross Carrying Value)	
	Less than 1 year	1-2 yrs.	2-3 yrs.	More than 3 years*		
A Projects in progress	614.03	545.94			1,159.97	
B Projects temporarily suspended				133.23	133.23	

Capital-work-in progress ageing schedule as on 31.03.2021:						(₹ in Lakh)
Particulars	Amount in CWIP for a period of				Total (Gross Carrying Value)	
	Less than 1 year	1-2 yrs.	2-3 yrs.	More than 3 years*		
A Projects in progress	562.46				562.46	
B Projects temporarily suspended				133.23	133.23	

* There is no certain completion schedule for the overdue projects, company has fully provided for the same.

Break-up of Capital Work-in-progress for the year ended 31st March, 2022 is given hereunder:		(₹ in Lakh)		
Segment	Civil Work	Non-Civil Work	Total	
Mining	-	388.39	388.39	
Power	-	771.58	771.58	
Unallocable	-	-	-	
Total	-	1,159.97	1,159.97	
Total as at 31st March, 2021	-	562.46	562.46	

2.01.01 Gujarat State Electricity Corporation Limited (GSECL) and the Company had agreed to create common amenities (school, hospital, drinking water supply, communication, transport facilities, etc.) for the employees of both entities and also for general public in Panandhro in terms of minutes dated 8.10.1991, 3.8.1992, 1.10.1993. These were to be managed by a Trust to be registered in this regard. Pending formation of the Trust, the capital and revenue expenditure incurred by the Company as well as GSECL are shared on 50:50 basis and accounted in the books of the respective entity. Share of 50% given by each against the expenditure incurred by respective entity is subject to confirmation and adjustments, if any. Pending transfer of such assets to the Trust, capital expenditure incurred in the creation of items of property, plant and equipment towards 50% share of the Company to the tune of ₹59.40 Lakh (31st March, 2021: ₹59.40 Lakh) is accounted in the books of the Company and included in the respective items of property, plant and equipment.

2.02 INVESTMENT PROPERTIES

(₹ in Lakh)

Particulars	As at 31st March, 2022	As at 31st March, 2021
Freehold land	1,669.00	1,669.00
Building	7,142.31	7,266.08
Total investment properties	8,811.31	8,935.08

(₹ in Lakh)

Particulars	As at 31st March, 2022	As at 31st March, 2021
Freehold land		
Cost or deemed cost		
Balance at the beginning of the Year	1,669.00	1,669.00
Closing net carrying value	1,669.00	1,669.00

(₹ in Lakh)

Particulars	As at 31st March, 2022	As at 31st March, 2021
Building		
Cost or deemed cost		
Balance at the beginning of the Year	7,876.45	7,876.45
Add: Addition/(adjustments) during the Year	0.00	0.00
Closing gross carrying value	7,876.45	7,876.45
Accumulated depreciation		
Balance at the beginning of the Year	610.37	486.59
Add: Addition during the Year	123.77	123.78
Closing accumulated depreciation	734.14	610.37
Closing net carrying value	7,142.31	7,266.08

2.02.01 Amount recognised in Statement of Profit and Loss for investment properties

(₹ in Lakh)

Particulars	As at 31st March, 2022	As at 31st March, 2021
Rental income*	-	-
Direct operating expenses from property that generated rental income	-	-
Direct operating expenses from property that did not generate rental income	-	-
Profit/(Loss) from investment properties before depreciation	-	-
Depreciation	(123.77)	(123.78)
Profit/(Loss) from investment properties	(123.77)	(123.78)

* Fixation of the rent of investment property is under process.

2.02.02 Fair Value

(₹ in Lakh)

Particulars	As at 31st March, 2022	As at 31st March, 2021
Investment properties	11,140.77	11,307.59

Estimation of Fair Value

The Company obtains valuation for its investment properties (other than those under construction) at least annually. All resulting fair value estimates for investment properties are included in level 3. The fair value of investment property (as measured for disclosure purposes in the financial statements) is not based on the valuation by a registered valuer as defined under Rule 2 of Companies (Registered Valuers and Valuation) Rules, 2017.

2.03 OTHER INTANGIBLE ASSETS

Particulars	(₹ in Lakh)	
	As at 31st March, 2022	As at 31st March, 2021
Computer Softwares	129.88	188.28
Mining Rights	32,694.35	34,072.45
Total intangible assets	32,824.23	34,260.73

Particulars	(₹ in Lakh)	
	As at 31st March, 2022	As at 31st March, 2021
Computer Softwares		
Cost or deemed cost		
Balance at the beginning of the Year	356.31	356.31
Add: Addition during the Year	-	-
Closing gross carrying value	356.31	356.31
Accumulated amortisation		
Balance at the beginning of the Year	168.03	129.91
Add: Addition during the Year	58.40	38.12
Closing accumulated amortisation	226.43	168.03
Closing net carrying value	129.88	188.28

Particulars	(₹ in Lakh)	
	As at 31st March, 2022	As at 31st March, 2021
Mining Rights		
Cost or deemed cost		
Balance at the beginning of the Year	42,708.85	42,586.21
Add: Addition during the Year	1,641.04	122.64
Closing gross carrying value	44,349.89	42,708.85
Accumulated amortisation		
Balance at the beginning of the Year	8,636.40	7,635.49
Add: Addition during the Year	3,019.14	1,000.91
Closing accumulated amortisation	11,655.54	8,636.40
Closing net carrying value	32,694.35	34,072.45

Particulars	(₹ in Lakh)	
	As at 31st March, 2022	As at 31st March, 2021
Intangible Assets Under Development		
Cost or deemed cost		
Balance at the beginning of the Year	8.01	-
Add: Addition during the Year	1,124.69	8.01
Less: Transferred to Intangible Assets	-	-
Closing gross carrying value	1,132.70	8.01
Accumulated amortisation		
Balance at the beginning of the Year	-	-
Add: Addition during the Year	-	-
Closing accumulated amortisation	-	-
Closing net carrying value	1,132.70	8.01

Ageing schedule for Intangible assets under development as on 31.03.2022: (₹ in Lakh)

Particulars	Amount in intangible assets under development for a period of				Total
	Less than 1 year	1-2 yrs.	2-3 yrs.	More than 3 years	
A. Projects in progress	1,124.69	8.01			1,132.70
B. Projects temporarily suspended	-	-			-

Ageing schedule for Intangible assets under development as on 31.03.2021: (₹ in Lakh)

Particulars	Amount in intangible assets under development for a period of				Total
	Less than 1 year	1-2 yrs.	2-3 yrs.	More than 3 years	
A. Projects in progress	8.01				8.01
B. Projects temporarily suspended	-				-

2.03.01 Mining Rights include leasehold as well as freehold land used for mining purpose. Amortisation on mining rights represents depletion on wasting assets.

2.03.02 As per technical estimation useful life of computer software, other than internally generated intangible assets is 10 years. It is amortised as per Straight Line Method over its useful life.

2.04 INVESTMENT IN ASSOCIATES AND JOINT VENTURES

(₹ in Lakh)

Particulars	As at 31st March, 2022	As at 31st March, 2021
Non-Current		
Investments in unquoted equity shares of joint venture companies (measured at amortised cost)		
2,497 (31st March, 2021: 2,497) Fully Paid-up Equity Shares of ₹ 100 each of Naini Coal Co. Limited	-	-
25,000 (31st March, 2021: 25,000) Fully Paid-up Equity Shares of ₹ 10 each of Swarnim Gujarat Fluorspar Pvt. Ltd.	1.54	1.56
50,000 (31st March, 2021: 50,000) Fully Paid-up Equity Shares of ₹ 10 each of Gujarat Foundation for Entrepreneurial Excellence	307.39	200.87
Investment in unquoted equity shares of associate companies (measured at amortised cost)		
1,90,840 (31st March, 2021: 1,90,840) Fully Paid-up Equity Shares of ₹ 10 each of Gujarat Jaypee Cement and Infra Ltd.	11.46	11.44
49,40,000 (31st March, 2021: 49,40,000) Fully Paid-up Equity Shares of ₹ 10 each of Gujarat Credo Mineral Industries Ltd.	1,126.36	1,118.72
38,98,700 (31st March, 2021: 38,98,700) Fully Paid-up Equity Shares of ₹ 10 each of Aikya Chemicals Pvt. Ltd.	354.31	251.00
Total	1,801.06	1,583.59

2.04.01 Approval of Government of Gujarat has been obtained vide letter dated 06th August, 2018 for the closure of Naini Coal Co. Ltd and closure process thereof is in progress.

2.05 INVESTMENTS

Particulars	(₹ in Lakh)	
	As at 31st March, 2022	As at 31st March, 2021
Non-Current		
Investment in quoted equity shares of other companies measured at fair value through other comprehensive income (FVTOCI)		
41,45,433 (31st March, 2021: 41,45,433) Fully Paid-up Equity Shares of ₹ 10 each of Gujarat Alkalies & Chemicals Ltd.	37,138.93	13,872.69
50,00,000 (31st March, 2021: 50,00,000) Fully Paid-up Equity Shares of ₹ 2 each of Gujarat State Fertilisers & Chemicals Ltd.	8,100.00	3,995.00
9,35,600 (31st March, 2021: 9,35,600) Fully Paid-up Equity Shares of ₹ 10 each of Gujarat State Financial Corporation	187.12	187.12
3,12,715 (31st March, 2021: 3,12,715) Fully Paid-up Equity Shares of ₹ 2 each of Bank of Baroda	348.99	253.14
Investment in unquoted equity shares of other companies measured at fair value through other comprehensive income (FVTOCI)		
10,00,000 (31st March, 2021: 10,00,000) Fully Paid-up Equity Shares of ₹ 10 each of Gujarat Informatics Ltd.	939.60	999.80
3,900 (31st March, 2021: 3,900) Fully Paid-up Equity Shares of ₹ 100 each of Gujarat Industrial Technical Consultancy Organization Ltd.	84.13	107.14
74,25,000 (31st March, 2021: 74,25,000) Fully Paid-up Equity Shares of ₹10 each of Gujarat Guardian Ltd.	8,276.65	6,482.03
2,61,72,800 (31st March, 2021: 2,61,72,800) Fully Paid-up Equity Shares of ₹ 1 each of Gujarat State Petroleum Corporation Ltd.	2,926.12	2,596.34
Less: Provision for Impairment (for investments in equity shares of Gujarat State Financial Corporation)	(187.12)	(187.12)
Total Non-Current Investments	57,814.42	28,306.14
Aggregate market value of quoted investments	45,587.92	18,120.83
Aggregate amount of unquoted investments	12,226.50	10,185.31
Aggregate amount of impairment in value of quoted investments	187.12	187.12

2.05.01 Investments measured at fair value through Other Comprehensive Income (FVTOCI) reflect investments in unquoted and quoted equity securities except investment in the shares of Gujarat State Financial Corporation which is measured at cost and provision for impairment is made for the same as above. Refer Note 2.45 for determination of their fair values.

2.05.02 As per the Memorandum of Understanding (MOU) dated 30th March, 1995 entered into with the Gujarat Industrial Investment Corporation Ltd (GIIC), the said company had to repurchase 16 Lakh number of shares of Gujarat Alkalies & Chemicals Limited (GACL) purchased by the Company from GIIC by 30th March, 1998 at an agreed price consisting of cost plus interest @ 14% per annum and service charge @ 0.25% per annum less dividend, bonus and rights, etc. received thereon. GIIC has proposed to enter into a Supplementary MOU by virtue of which GIIC will not be required to repurchase the above shares and the Company shall hold these shares as investment. The Board of Directors of the Company and GIIC have agreed to enter into Supplementary MOU for which proposal has been sent to the Govt. of Gujarat for its approval. The remaining 25.45 Lakh shares of GACL as shown in above note have been purchased by the Company from the open market.

2.06 NON-CURRENT LOANS*

Particulars	(₹ in Lakh)	
	As at 31st March, 2022	As at 31st March, 2021
House building advance to employees		
Unsecured, considered good	401.24	464.47
Loans and advances to employees		
Unsecured, considered good	236.54	276.69
Other loans and advances to related parties		
Credit impaired	1,625.00	1,625.00
Less: Loss allowance	(1,625.00)	(1,625.00)
Total Non-Current Loans	637.78	741.16

* Refer note 2.45 for classification

2.06.01 Naini Coal Company Ltd. is a 50:50 joint venture of the Company and Pondicherry Industrial Promotion Development Investment Corp Ltd. (PIPDIC). Naini Coal Company Ltd had given Bank Guarantee of ₹ 6,500 Lakh to Coal Ministry, Govt of India for allocation of Naini Coal block in the State of Odisha. The said bank guarantee was secured by Corporate Guarantee of the Company for an amount of ₹ 3,250 Lakh and another ₹ 3,250 Lakh was secured by Bank Guarantee of UCO Bank, arranged by PIPDIC. Ministry of Coal, Govt of India has invoked 50% of Bank Guarantee i.e. ₹ 3,250 Lakh given by the Naini Coal Company Ltd. vide their letter dated 27th December, 2012 due to non-compliance of some terms and conditions of Naini Coal block allocation. The Company had discharged its liability of ₹ 1,625 Lakh towards invoked Bank Guarantee and has accounted for the same as advance to Naini Coal Company Ltd. Total provision for impairment made for advances to Naini Coal Company Ltd. amounts to ₹ 1,625 Lakh (2020-21: ₹ 1,625 Lakh).

The Company filed special civil application before the Hon'ble High Court of Gujarat against arbitrary cancellation of coal block as well as invocation of Bank Guarantee. During the pendency of petition before the Hon'ble High Court of Gujarat, the Hon'ble Supreme Court has cancelled all the coal blocks. Therefore, the petition with the Hon'ble High Court of Gujarat was pending in respect of invocation of Bank Guarantee of ₹ 1,625 Lakh only. The Hon'ble High Court of Gujarat vide its judgement and order dated 31st July, 2019 has rejected the relief sought by the Company for seeking refund of Bank Guarantee.

In view thereof, the company has preferred civil suit before Ld. Small Cause Court, Ahmedabad for recovery of ₹ 1,625 Lakh given as Bank Guarantee. The suit is subjudicial before the above court at Ahmedabad.

After filing the Suit before the civil court, it was necessary to conduct mediation under section 89 of the Civil Procedure Code, 1908. Accordingly, the Court issued notice to all the parties to the suit to remain present for mediation process on 27th January, 2021. However, none other than GMDC attended the said proceeding therefore the mediation proceedings have been declared failed and the suit has been transferred to regular board of small cause court, Ahmedabad for hearing on merits. The matter is pending at the stage of summons for settlement of issues before the court.

2.07 OTHER NON-CURRENT FINANCIAL ASSETS*

Particulars	(₹ in Lakh)	
	As at 31st March, 2022	As at 31st March, 2021
Unsecured, considered good		
Security deposits	409.42	394.72
Deposits with Corporate Bodies	79,482.90	15,131.26
Balance with banks in Escrow Accounts	78,798.78	70,731.68
Others	541.76	541.76
Doubtful		
Deposits with Corporate Bodies	4,212.40	4,212.40
Less: Provision for impairment	(4,212.40)	(4,212.40)
Total Other Non-Current Financial Assets	1,59,232.86	86,799.42

* Refer note 2.45 for classification

2.07.01 Details of Mine Closure Provision and deposits thereagainst

Project Name	Provisions in Books of Accounts up to		Principal amount deposited in escrow account as on	
	31st March, 2022	31st March, 2021	31st March, 2022	31st March, 2021
	Umarsar	7,811.48	6,538.76	10,428.75
Rajpardi	3,845.20	3,703.63	3,845.88	3,845.88
Tadkeshwar	9,273.29	8,003.00	9,594.70	8,309.09
Mata No Madh	14,719.27	14,495.62	14,719.36	14,495.76
Bhavnagar	13,331.98	11,505.72	13,794.09	11,945.80
Panandhro	11,399.20	11,399.20	9,600.00	9,600.00

2.07.02 As per the Mine Closure guidelines (MCG), the amount is required to be deposited in Escrow Account with a scheduled bank. The Company has opened the Escrow accounts for its all six lignite mines and deposited the amount.

Panandhro mine is having lease area of 1,151 hectares and 568 hectares. In respect of lease area of 1,151 hectares, the company has deposited an amount of ₹ 9,600 Lakh in escrow account as per calculation accepted by the Office of the Coal Controller of India as against provision of ₹ 11,399.20 Lakh as per draft mine closure plan. Necessary effect in the provision for mine closure will be given in the books of account after the acceptance of mine closure plan of the said mine by the Ministry of Coal, Government of India.

In respect of lease area of 568 hectares, the life of mine was over in March 2007. As lignite was exhausted, the last production of lignite was done therein in March 2007. It was last done more than two years before the Mine Closure Guidelines, 2009 which came into force w.e.f. 27th August, 2009. Mine closure activities are also almost over in the said lease area.

In the MCG, there was a clause for deposition of funds for mine closure in the escrow account at the prescribed rates. However, there was no provision in the MCG to apply them with retrospective date. Therefore, the MCG are not applicable in respect of 568 hectares lease area. Hence, the same has not been provided and deposited.

2.07.03 It was observed by the Office of the Accountant General (AG) on the audited financial statements of the company for the Financial Year 2018-19 in respect of Bhavnagar Mines for understatement of provision for mine closure and overstatement of profit by ₹ 13.27 Crore and understatement of Balance with Banks in Escrow Account as well as of Cash and Cash equivalents by ₹ 13.93 Crore and assurance was given by the company to refer the matter to the Office of the Coal Controller of India (CCI) for their final conclusion. Accordingly, the matter has been referred to CCI and the final decision thereto is still awaited. Necessary adjustment, if any, will be made in the accounts after the final outcome of the matter. However, the company has not received any notice of shortfall for the amount deposited in escrow account.

2.07.04 As per the technical certificate, the company has carried out mine closure activities and incurred expenses during the year as per mine plan in respect of all the metallic-ferrous (non-lignite) mines either departmentally or through outside agencies and compliances are verified periodically by IBM authorities mandated by the Government of India.

2.08 OTHER NON-CURRENT NON-FINANCIAL ASSETS

Particulars	(₹ in Lakh)	
	As at 31st March, 2022	As at 31st March, 2021
Capital advances	1,386.48	1,386.48
Advance to contractor	964.63	345.29
Balances with Government Authorities	2,649.11	1,997.26
Advance income tax and TDS (net of provision)	46,602.74	44,440.51
Total Other Non-Current Non-Financial Assets	51,602.96	48,169.54

2.09 INVENTORIES

Particulars	(₹ in Lakh)	
	As at 31st March, 2022	As at 31st March, 2021
Current		
Mined ore	6,300.29	6,604.41
Finished goods	0.45	0.45
Stores, spares & fuel	3,028.95	3,752.60
	9,329.69	10,357.46
Less: Provision for obsolete stock	(358.24)	(517.90)
	8,971.45	9,839.56
Loose tools	9.36	9.99
Total Inventories	8,980.81	9,849.55

2.10 TRADE RECEIVABLES*

Particulars	(₹ in Lakh)	
	As at 31st March, 2022	As at 31st March, 2021
Current		
Debts outstanding		
Secured, considered good	880.30	896.71
Unsecured, considered good	19,611.67	13,628.26
Trade Receivables which have significant increase in credit risk	-	-
Trade Receivables credit impaired	97.27	97.27
	20,589.24	14,622.24
Less: Loss Allowance	(97.27)	(97.27)
Total Trade Receivables	20,491.97	14,524.97

* Refer note 2.45 for classification

2.10.01 Considering the affirmations for compliance of code of conduct of the Company given by the directors and other officers of the Company, neither any trade receivables are due from directors or other officers of the Company either severally or jointly with any other person, nor any trade receivables are due from firms or private companies in which any director is a partner, a director or member.

Trade Receivables ageing schedule for the year ended 31st March, 2022

(₹ in Lakh)

Particulars	Outstanding for following periods from due date of payments					Total
	Less than 6 months	6 months - 1 year	1-2 yrs	2-3 yrs	More than 3 years	
Undisputed Trade Receivables - considered good	11,204.71	72.67	-	-	5,220.53	16,497.91
Undisputed Trade Receivables - which have significant increase in credit risk	-	-	-	-	-	-
Undisputed Trade Receivables - credit impaired	-	-	-	-	-	-
Disputed Trade Receivables - considered good	2,264.21	731.24	81.50	167.80	749.32	3,994.06
Disputed Trade Receivables - which have significant increase in credit risk	-	-	-	-	-	-
Disputed Trade Receivables - credit impaired	-	-	-	-	97.27	97.27
Total	13,468.91	803.91	81.50	167.80	6,067.13	20,589.24

Trade Receivables ageing schedule as on 31st March, 2021

(₹ in Lakh)

Particulars	Outstanding for following periods from due date of payments					Total
	Less than 6 months	6 months - 1 year	1-2 yrs	2-3 yrs	More than 3 years	
Undisputed Trade Receivables - considered good	5,769.42	1,177.89	-	2,371.76	4,207.29	13,526.36
Undisputed Trade Receivables - which have significant increase in credit risk	-	-	-	-	-	-
Undisputed Trade Receivables - credit impaired	-	-	-	-	-	-
Disputed Trade Receivables - considered good	4.87	73.83	170.59	406.30	343.02	998.62
Disputed Trade Receivables - which have significant increase in credit risk	-	-	-	-	-	-
Disputed Trade Receivables - credit impaired	-	-	-	-	97.27	97.27
Total	5,774.29	1,251.72	170.59	2,778.07	4,647.58	14,622.24

2.11 CASH AND OTHER BANK BALANCES*

(₹ in Lakh)

Particulars	As at 31st March, 2022	As at 31st March, 2021
Cash and Cash Equivalents		
Balances with banks		
In current accounts	3,759.95	23,632.41
Fixed deposit with original maturity of less than 3 months	65.00	225.00
Cash & stamp on hand	-	-
Others		
Deposits with financial institutions	2,800.00	2,700.00
Total Cash and Cash Equivalents	6,624.95	26,557.41
Other Bank Balances		
Earmarked balances with banks		
Unpaid dividend account	117.42	133.01
Fixed Deposit		
Security against borrowings (overdraft facility)	2,210.08	-
Security against guarantees	0.23	0.23
Security against other commitments	24.92	24.92
Doubtful deposits	374.00	374.00
	2,726.65	532.16
Less: Provision for impairment	(374.00)	(374.00)
Total Bank Balance other than Cash and Cash Equivalents	2,352.65	158.16

* Refer note 2.45 for classification

2.11.01 Other bank balances include restricted bank balances on account of unpaid dividend, Fixed deposits for Security against borrowings (overdraft facility), Security against guarantees and Security against other commitments as stated above.

Pending clearance of the title of the land, sale deed in respect of the land of the cement plant at Hadad sold earlier, was not executed and an amount of ₹ 24.92 Lakh (31st March, 2021: ₹ 24.92 Lakh) was recoverable from the buyer on execution of sale deed. The said amount has been deposited by the party before the Danta Court and in turn the Court has directed to the Company to deposit the said amount with a nationalised bank in the form of FDR with a lien marked in favour of Danta Court. Accordingly the Company has placed the same with Union Bank of India, Vastrapur Branch, Ahmedabad.

2.12 CURRENT LOANS*

Particulars	(₹ in Lakh)	
	As at 31st March, 2022	As at 31st March, 2021
House building advance to employees		
Unsecured, considered good	71.68	90.68
Other loans and advances to employees		
Unsecured, considered good	226.83	232.28
Other loans and advances to related parties		
Unsecured, considered good	4.44	-
Credit impaired	3.00	3.00
Less: Loss allowance	(3.00)	(3.00)
Total Current Loans	302.95	322.96

* Refer note 2.45 for classification

2.13 OTHER CURRENT FINANCIAL ASSETS*

Particulars	(₹ in Lakh)	
	As at 31st March, 2022	As at 31st March, 2021
Unsecured, considered good		
Deposits with Corporate Bodies	1,11,850.00	1,04,895.36
Advance to others (Proposed JV to be formed with MOIL)	829.88	-
Others	723.78	670.62
Total Other Current Financial Assets	1,13,403.66	1,05,565.98

* Refer note 2.45 for classification

2.13.01 The company has paid in May 2015 an amount of ₹ 37.50 Lakh for 3.75 Lakh shares of ₹ 10 each to Stone Research Foundation to subscribe its shares which is included under the head "Others" above. However, no shares have been allotted by the said company so far and it has been decided to close the Stone Research Foundation. Necessary adjustments in accounts will be made after receiving share application money and other receivables, if any.

2.13.02 In order to expand the area of operations and exploring mineral resources in the allotted areas of operations, a Memorandum of Understanding has been executed between the company and MOIL Ltd. on 1st October, 2019.

After completion of exploration work and its analysis, MOIL will prepare Techno Economic Feasibility Report (TEFR). Based on the TEFR, if project is viable, a Joint Venture Company (JVC) will be formed between GMDC and MOIL with shareholding of 49% and 51% respectively. If JVC is formed, expenditure incurred before JV formation by both the companies shall be considered as their investment in JVC. Pending such conversion, cost of exploration will be shared by MOIL and GMDC in equal proportion. The company's share therein has been shown above under the head "Advance to others".

2.14 OTHER CURRENT NON-FINANCIAL ASSETS

Particulars	(₹ in Lakh)	
	As at 31st March, 2022	As at 31st March, 2021
Balances with Government Authorities	12,183.67	2,607.29
Prepaid expenses	1,900.37	1,083.16
Advances to employees / suppliers / contractors	984.37	1,260.98
Stripping Activity Adjustment Assets	-	4,705.72
Total Other Current Non-Financial Assets	15,068.41	9,657.15

2.15 ASSETS CLASSIFIED AS HELD FOR SALE

Particulars	(₹ in Lakh)	
	As at 31st March, 2022	As at 31st March, 2021
Plant & equipments	4.02	5.31
Furniture & fixtures	0.09	0.09
Vehicles	0.49	8.55
Office equipments	0.36	0.36
Total	4.95	14.31

2.15.01 Assets classified as held for sale during the reporting period were measured at the carrying value on the date of such classification which approximates fair value less cost to sell. Consequently, no impairment loss was identified on these assets. There has been no material change in the value of such assets after the date of initial classification of assets classified as held for sale.

2.16 EQUITY SHARE CAPITAL

Particulars	(₹ in Lakh)	
	As at 31st March, 2022	As at 31st March, 2021
Authorised Share Capital		
74,50,00,000 Equity Shares (31st March, 2021: 74,50,00,000) of ₹ 2/- each	14,900.00	14,900.00
1,00,000 Preference Shares (31st March, 2021: 1,00,000) of ₹ 100/- each	100.00	100.00
Total	15,000.00	15,000.00
Issued, Subscribed & Paid-up Capital		
31,80,00,000 Equity Shares (31st March, 2021: 31,80,00,000) of ₹ 2/- each fully paid up	6,360.00	6,360.00
Total	6,360.00	6,360.00

2.16.01 The reconciliation of the number of shares outstanding is set out below:

Particulars	As at 31st March, 2022	As at 31st March, 2021
Number of shares outstanding at the beginning of year	31,80,00,000	31,80,00,000
Add: Shares issued during the year	-	-
Less : Share bought back	-	-
Number of shares outstanding at the end of year	31,80,00,000	31,80,00,000

2.16.02 Rights, preferences and restrictions attached to Equity Shares

The Company has only one class of equity shares having a face value of ₹ 2 per share. Each holder of equity share is entitled to one vote per share. The Company declares and pays dividend in Indian Rupees. The dividend proposed by the Board of Directors is subject to the approval of shareholders in the ensuing Annual General Meeting.

In respect of the Financial Year 2020-21, dividend of ₹ 0.20 per share was proposed and approved. The same was recognised as distributions to equity shareholders during the year ended 31st March, 2022 (31st March, 2021: ₹ 2 per share).

In the event of liquidation of the Company, the holders of equity shares will be entitled to remaining assets of the Company. The distribution will be in proportion to the number of equity shares held by the shareholders.

2.16.03 Details of shareholder(s) holding more than 5% equity shares in the Company

Particulars	As at 31st March, 2022	As at 31st March, 2021
Number of Equity Shares		
Government of Gujarat	23,53,20,000	23,53,20,000
% Holding in Equity Shares		
Government of Gujarat	74.00%	74.00%

2.16.04 Details of shareholding of Promoters*

Particulars	As at 31st March, 2022	As at 31st March, 2021
Number of Equity Shares		
Government of Gujarat	23,53,20,000	23,53,20,000
% Holding in Equity Shares		
Government of Gujarat	74.00%	74.00%
% change during the year	0.00%	0.00%

*Promoter here means promoter as defined in the Companies Act, 2013.

2.17 OTHER EQUITY

Particulars	As at 31st March, 2022	As at 31st March, 2021
General Reserve	2,73,741.72	2,73,741.72
Retained Earnings	1,50,642.68	1,10,030.79
Reserves representing unrealised gains/(losses)	45,930.12	16,548.65
Total Other Equity	4,70,314.52	4,00,321.16

Particulars	As at 31st March, 2022	As at 31st March, 2021
General Reserve		
Opening balance	2,73,741.72	2,73,741.72
Add/(Less): Amount transferred to/(from retained earnings)	-	-
Closing balance	2,73,741.72	2,73,741.72

Particulars	As at 31st March, 2022	As at 31st March, 2021
Retained Earnings		
Opening balance	1,10,030.79	1,16,338.30
Prior period adjustment	-	2,839.08
Restated opening balance	1,10,030.79	1,19,177.38
Add:		
Profit during the period	40,497.44	(3,576.75)
Remeasurement of post employment benefit obligation, net of tax	750.45	790.16
Less:		
Equity dividend	(636.00)	(6,360.00)
Tax on dividend	-	-
Closing balance	1,50,642.68	1,10,030.79

2.17.01 The amount that can be distributed by the Company as dividends to its equity shareholders is determined considering the requirements of the Companies Act, 2013. Thus, the amounts reported above are not distributable in its entirety.

Particulars	As at 31st March, 2022	As at 31st March, 2021
FVTOCI - Equity Investments		
Opening balance	16,548.65	13,164.86
Increase/(decrease) in fair value of FVTOCI - equity instruments	29,577.54	3,252.95
Income tax on net fair value gain or loss	(196.07)	130.84
Closing balance	45,930.12	16,548.65

2.17.02 The Company has elected to recognise changes in the fair value of certain investments in equity securities in other comprehensive income. These changes are accumulated within reserves representing unrealised gain/(losses).

2.18A NON-CURRENT LEASE LIABILITIES*

(₹ in Lakh)

Particulars	As at 31st March, 2022	As at 31st March, 2021
Lease Liability	27.01	55.19
Total Non-current Lease Liabilities	27.01	55.19

* Refer note 2.45 for classification

2.18B OTHER NON-CURRENT FINANCIAL LIABILITIES*

(₹ in Lakh)

Particulars	As at 31st March, 2022	As at 31st March, 2021
Security and other deposits liability	211.12	189.92
Total Other Non-Current Financial Liabilities	211.12	189.92

* Refer note 2.45 for classification

2.18B.01 For majority of the security deposits received, the timing of outflow is uncertain as it depends on outcome of the underlying contracts. Thus the same has not been discounted because their present value would not represent meaningful information. The management does not believe it is possible to make assumptions for the outcome of the contract beyond the balance sheet date.

2.19 NON-CURRENT PROVISIONS

(₹ in Lakh)

Particulars	As at 31st March, 2022	As at 31st March, 2021
Provision for mine closure	46,749.74	46,601.31
Provision for decommissioning obligations	2,755.76	2,548.59
Stripping Activity Adjustment	9,488.58	-
Total Non-Current Provisions	58,994.08	49,149.90

2.19.01 Movements in Provisions (including current/non-current)

(₹ in Lakh)

Particulars	Stripping Activity Adjustment	Provision for mine closure	Provision for decommissioning obligations	Total
At 1st April, 2021	(4,705.72)	46,601.31	2,548.59	44,444.18
Add: Unwinding of discounts	-	-	207.16	207.16
Add: Provision created during the year	14,194.30	4,734.51	-	18,928.81
Less: Expenses incurred on progressive mine closure	-	(4,586.07)	-	(4,586.07)
At 31st March, 2022	9,488.58	46,749.75	2,755.75	58,994.08

Particulars	Provision for mine closure	Provision for decommissioning obligations	Total
At 1st April, 2020	45,142.64	2,356.62	47,499.26
Add: Unwinding of discounts	-	191.97	191.97
Add: Provision created during the year	4,936.40	-	4,936.40
Less: Expenses incurred on progressive mine closure	(3,477.73)	-	(3,477.73)
At 31st March, 2021	46,601.31	2,548.59	49,149.90

2.19.02 As per the guidelines for preparation of Mines Closure Plan issued by the Ministry of Coal, Government of India the Company has made a Provision for mines closure expenses to the tune of ₹ 60,380.42 Lakh (31st March, 2021: ₹ 55,645.93 Lakh) after considering the approved, submitted, prepared mine closure plans and has incurred progressive mine closure expenses of ₹ 13,630.68 Lakh (31st March, 2021: ₹ 9,044.62 Lakh) so far.

2.20 NON-CURRENT NET EMPLOYEE BENEFIT LIABILITIES

Particulars	(₹ in Lakh)	
	As at 31st March, 2022	As at 31st March, 2021
Provision for leave salary	3,803.84	3,931.37
Total Non-Current Net Employee Benefit Liabilities	3,803.84	3,931.37

2.21 DEFERRED TAX LIABILITIES/(ASSETS) (NET)

Particulars	(₹ in Lakh)	
	As at 31st March, 2022	As at 31st March, 2021
Deferred Tax relates to the following		
Deferred Tax Liabilities		
Due to depreciation	19,310.25	12,506.79
Due to Uncertain tax positions	3,206.05	3,135.54
Total Deferred Tax Liabilities (A)	22,516.30	15,642.33
Deferred Tax Assets		
Due to disallowance under section 43B of Income Tax Act	(12,891.29)	(19,112.97)
Decommissioning obligations (Net)	(472.26)	(472.26)
Straightlining of operation and maintenance expenses	(815.22)	(957.98)
Due to other timing differences	(182.76)	(331.67)
Financial assets measured at FVTOCI	(27.59)	(223.66)
Total Deferred Tax Assets (B)	(14,389.12)	(21,098.54)
Net Deferred Tax Liabilities/(Assets) (A-B)	8,127.18	(5,456.21)

2.21.01 Movements in Deferred Tax Liabilities/(Assets) (net)

Particulars	(₹ in Lakh)							
	Due to depreciation	Financial assets measured at FVTOCI	Due to disallowance u/s 43B of Income Tax Act	Decommiss- ioning obligations (Net)	Straightlining of operation and maintenance expenses	Due to other timing differences	Due to Uncertain tax positions	Net Deferred Tax Liabilities/ (Assets)
As at 31st March, 2020	27,920.37	(92.83)	(18,103.83)	(472.26)	(957.98)	(345.30)	3,188.09	11,136.26
Charged/(credited)								
- to profit or loss	(15,413.58)		(1,432.70)	-	-	13.63	(52.56)	(16,885.21)
- to other comprehensive income		(130.83)	423.55	-	-	-	-	292.72
As at 31st March, 2021	12,506.79	(223.66)	(19,112.97)	(472.26)	(957.98)	(331.67)	3,135.54	(5,456.21)
Charged/(credited)								
- to profit or loss	6,803.46	-	5,818.59	-	142.75	148.91	70.51	12,984.22
- to other comprehensive income	-	196.07	403.10	-	-	-	-	599.17
As at 31st March, 2022	19,310.25	(27.59)	(12,891.29)	(472.26)	(815.22)	(182.76)	3,206.05	8,127.18

2.21.02 Reconciliation of average effective tax rate and the applicable tax rate:

Particulars	(₹ in Lakh)	
	2021-22	2020-21
Accounting Profit before income tax expenses	73,523.32	(34,598.91)
Tax at the Indian tax rate of 25.17% (2020-21 - 34.944%)	18,505.82	(12,090.24)
Tax effect of amounts which are not deductible (taxable) in calculating taxable income:		
Effect of reversal of tax exemption on adoption of new tax regime net reduction in tax rate	13,423.07	-
Effect of expenses that are not deductible in determining the taxable profit	207.10	276.80
Effect of concessions (u/s 80IA)	-	(2,800.07)
Others	432.63	68.25
Adjustments for the current tax of prior periods	605.45	(16,212.26)
Income Tax Expenses at the effective income tax rate of 45.12% (2020-21: 88.90%)	33,174.07	(30,757.52)

2.21.03 Items of Other Comprehensive Income (OCI)		(₹ in Lakh)	
Particulars	2021-22	2020-21	
Deferred tax related to items recognised in OCI during the year:			
Unrealised (gain)/loss on FVTOCI equity securities	(196.07)	130.84	
Net loss/(gain) on remeasurements of defined benefit plans	(403.10)	(423.55)	
Income tax charged to OCI	(599.17)	(292.71)	

2.22 OTHER NON-CURRENT NON-FINANCIAL LIABILITIES		(₹ in Lakh)	
Particulars	As at 31st March, 2022	As at 31st March, 2021	
Deferred Operation & Maintenance Liability and Others	1,531.07	1,779.24	
Total Other Non-Current Non-Financial Liabilities	1,531.07	1,779.24	

2.23A CURRENT LEASE LIABILITIES*		(₹ in Lakh)	
Particulars	As at 31st March, 2022	As at 31st March, 2021	
Lease liability	28.18	26.09	
Total Current Lease Liabilities	28.18	26.09	

* Refer note 2.45 for classification

2.23B TRADE PAYABLES*		(₹ in Lakh)	
Particulars	As at 31st March, 2022	As at 31st March, 2021	
Current			
Total outstanding dues of micro enterprises and small enterprises	-	-	
Total outstanding dues of creditors other than micro enterprises and small enterprises	20,928.52	17,597.12	
Total Trade Payables	20,928.52	17,597.12	

* Refer note 2.45 for classification

2.23B.01 As at 31st March, 2022, there are no outstanding dues to Micro, Small and Medium Enterprises as per confirmation received from creditors stated above. There is no interest due or outstanding on the same.

Trade Payables ageing schedule as on 31st March, 2022						(₹ in Lakh)
Particulars	Outstanding for following periods from due date of payments					Total
	Less than 6 months	6 months - 1 year	1-2 yrs	2-3 yrs	More than 3 years	
MSME	-	-	-	-	-	-
Others	19,360.25	143.23	100.27	10.12	166.09	19,779.96
Disputed dues- MSME	-	-	-	-	-	-
Disputed dues- Others	506.55	403.45	233.04	-	5.51	1,148.55
Total	19,866.81	546.68	333.31	10.12	171.61	20,928.52

Trade Payables ageing schedule as on 31st March, 2021						(₹ in Lakh)
Particulars	Outstanding for following periods from due date of payments					Total
	Less than 6 months	6 months - 1 year	1-2 yrs	2-3 yrs	More than 3 years	
MSME	-	-	-	-	-	-
Others	16,013.79	138.57	29.27	624.60	77.84	16,884.07
Disputed dues - MSME	-	-	-	-	-	-
Disputed dues - Others	480.21	227.31	-	5.51	-	713.04
Total	16,494.00	365.89	29.27	630.11	77.84	17,597.12

2.24 OTHER CURRENT FINANCIAL LIABILITIES*

(₹ in Lakh)

Particulars	As at 31st March, 2022	As at 31st March, 2021
Other payables (including for capital goods and services)	301.73	794.02
Other payables to related parties	15.16	-
Earnest money deposits	517.65	458.48
Security and other deposits liability	10,599.94	5,940.97
Other financial liabilities	4,207.87	3,507.66
Total Other Current Financial Liabilities	15,642.35	10,701.13

* Refer note 2.45 for classification

2.24.01 Vide Government Resolution dated 19th November, 2009, the Company has been given permission to lift Manganese Ore from dumps of Shivrajpur areas and dispose of the same for which the Company will be entitled to retain 20% of the sale price. The Company has to keep remaining 80% of the sale price of Manganese Ore dump in a separate account of Gujarat Mineral Research & Development Society (GMRDS) for mineral survey and exploration. Accordingly, ₹ 565.12 Lakh (31st March, 2021: ₹ 297.04 Lakh) (i.e. 80% of the basic sale price) has been transferred during the year to GMRDS and included under the head "Other Financial Liabilities".

2.25 CURRENT NET EMPLOYEE BENEFIT LIABILITIES

(₹ in Lakh)

Particulars	As at 31st March, 2022	As at 31st March, 2021
Provision for provident fund	166.10	160.11
Provision for leave salary	1,192.83	1,098.23
Total Current Net Employee Benefit Liabilities	1,358.93	1,258.34

2.25.01 Disclosures for Gratuity & Leave Salary Provisions as per Indian Accounting Standard-19**Defined Contribution Plan**

(₹ in Lakh)

Particulars	2021-22	2020-21
Contribution to PF & other funds	1,015.46	1,150.10

Defined Benefit Plan

a) The following table sets out the status of the gratuity plan as required under Ind AS 19 and the reconciliation of opening balances of the present value of the defined benefit obligation.

(i) Changes in Present Value of Obligations

(₹ in Lakh)

Particulars	31-Mar-22	31-Mar-21
Present Value of Obligation as at the beginning of the year	13,013.33	14,074.35
Current Service Cost	696.67	774.89
Interest Cost	819.80	850.09
Actuarial (gain) / Loss on obligations	(1,124.45)	(1,249.59)
Benefits paid	(1,658.08)	(1,436.41)
Past Service Cost	-	-
Present Value of Obligations as at the end of the year	11,747.27	13,013.33

(ii) Changes in the Fair Value of Plan Assets

(₹ in Lakh)

Particulars	31-Mar-22	31-Mar-21
Fair Value of Plan Assets at the beginning of the year	13,464.88	13,662.00
Expected Return on Plan Assets	848.39	825.18
Actuarial Gain / (loss) on Plan Assets	29.11	(37.51)
Contributions	1.22	451.62
Benefits Paid	(1,658.08)	(1,436.41)
Fair Value of Plan Assets at the end of the year	12,685.51	13,464.88

(iii) The amount recognised in the Balance Sheet

(₹ in Lakh)

Particulars	31-Mar-22	31-Mar-21
Fair Value of Plan Assets as at the end of the year	12,685.51	13,464.88
Present Value of Obligations as at the end of the year	(11,747.27)	(13,013.33)
Net Asset / (Liability) recognised in the Balance Sheet	938.24	451.55

(iv) Amount recognised in the Statement of Profit & Loss as employee benefit expenses

(₹ in Lakh)

Particulars	2021-22	2020-21
Current Service Cost	696.67	774.89
Interest Cost / (income)	(28.58)	24.91
Expected Return on Plan Assets	-	-
Past Service Cost	-	-
Expenses/(Income) Recognised as part of employee benefit expenses	668.08	799.80

(v) Amount recognised in the Other Comprehensive Income

(₹ in Lakh)

Particulars	2021-22	2020-21
Net actuarial (gain) / loss recognised in the year	(1,153.55)	(1,212.08)
Expenses/(Income) Recognised in other comprehensive income	(1,153.55)	(1,212.08)

(vi) Investment details

Particulars	% Invested as at	
	2021-22	2020-21
Funds with L.I.C. (% Invested)	100.00%	100.00%

(vii) Assumption details

Particulars	31-Mar-22	31-Mar-21
Mortality Rate during employment	Indian Assured lives mortality (2012-14) (Urban)	Indian Assured lives mortality (2006-08) (Ultimate)
Rate of Discounting	6.96%	6.33%
Rate of salary increase	6.00%	6.00%
Rate of Return on Plan Assets	6.96%	6.33%
Rate of Employee Turnover	2.00%	2.00%

The estimates of rate of escalation in salary considered in actuarial valuation by taking into account inflation, seniority, promotion and other relevant factors including attrition rate. The above information is certified by the actuary.

b) The Company has considered certain entitlements to earned leave, which can be carried forward to future periods as a long-term employee benefit.

Sensitivity Analysis

Reasonably possible changes at the reporting date to one of the relevant actuarial assumptions, holding other assumptions constant, would have affected the defined benefit obligation by the amounts shown below:

(viii) Investment details

(₹ in Lakh)

Particulars	Gratuity	
	2021-22	2020-21
Projected Benefit Obligation on Current Assumptions	11,747.27	13,013.33
Delta Effect of +1% Change in Rate of Discounting	(489.34)	(566.88)
Delta Effect of -1% Change in Rate of Discounting	547.14	634.19
Delta Effect of +1% Change in Rate of Salary Increase	115.53	177.80
Delta Effect of -1% Change in Rate of Salary Increase	(138.33)	(210.31)
Delta Effect of +1% Change in Rate of Employee Turnover	178.16	140.57
Delta Effect of -1% Change in Rate of Employee Turnover	(196.73)	(155.60)

2.26 OTHER CURRENT NON-FINANCIAL LIABILITIES

(₹ in Lakh)

Particulars	As at 31st March, 2022	As at 31st March, 2021
Advance from customers (Contract Liabilities)	3,359.19	3,374.08
Statutory taxes payable	555.30	498.01
Others	405.93	1,520.25
Total Other Current Non-Financial Liabilities	4,320.42	5,392.34

2.26.01 The Government of Gujarat (GOG) has provided funds amounting to ₹ 4,357.66 Lakh (31st March, 2021: ₹ 4,035.22 Lakh) which are in the nature of deposits for Construction and other expenses for Stone Park and Laboratory on behalf of Commissioner of Geology & Mining (CGM), GOG. Out of the said deposits, the Company has utilised ₹ 4,185.84 Lakh (31st March, 2021: ₹ 2,880.49 Lakh) till 31st March, 2022. Net balance of unutilised funds amounting to ₹ 171.82 Lakh (31st March, 2021: ₹ 1,154.73 Lakh) is shown under the head "Other Current Non-Financial Liabilities".

Details of funds received and utilised for various activities are as under:

(₹ in Lakh)

Particulars	Funds Received up to 31st March, 2022	Funds Utilised up to 31st March, 2022	Fund unutilised as on 31st March, 2022
Construction and other expenses of Stone Park	1,781.70	1,610.10	171.60
Construction and other expenses of Laboratory	2,575.96	2,575.74	0.22
Total	4,357.66	4,185.84	171.82
Previous Year	4,035.22	2,880.49	1,154.73

2.27 REVENUE FROM OPERATIONS**Revenue from contracts with customers (Disaggregated revenue information)**

(₹ in Lakh)

Particulars	2021-22	2020-21
Sale of Products		
- Sale from Lignite Projects	2,38,533.64	1,08,913.50
- Sale from Bauxite Projects	6,688.37	5,343.03
- Sale from Thermal Power Project	14,393.05	7,584.03
- Sale from Renewable Energy Projects	13,784.15	12,524.74
- Sale from Other Projects	281.47	205.06
Less:		
Cash discount/incentives	472.74	307.45
Sale of Products (net)	2,73,207.94	1,34,262.91
Total Revenue from Operations	2,73,207.94	1,34,262.91

2.27.01 The Company is selling lignite/power to GSECL/GUVNL. For arriving at the rate of lignite to be charged in invoice for sale of Lignite/power from year to year, it is charging rate of interest of 13% on fixed assets of the respective project for finalisation of cost as per agreed formula and accordingly has recognised the revenue on such sale. However, w.e.f. 1st July, 2017, while making the payment, GSECL and GUVNL are allowing rate of interest of 8.50% only instead of 13%. Amount receivable from GSECL/GUVNL thereagainst is ₹ 1,027.02 Lakh (31st March, 2021: ₹ 998.62 Lakh).

After 1st July, 2021 from time to time the company has revised upward the rate of lignite/power sold to GSECL/GUVNL and accordingly has recognised the revenue on such sale as per agreed formula. However, payments are being made by GSECL and GUVNL without considering such rate revision. Amount receivable from GSECL/GUVNL thereagainst is ₹ 2,967.04 Lakh (31st March, 2021: ₹ Nil).

The matter has been referred to Government of Gujarat (GOG) to settle the issue. Necessary adjustment entries, if any, will be passed after the matter is finalised by GOG.

2.28 FINANCE INCOME

Particulars	(₹ in Lakh)	
	2021-22	2020-21
Interest Income		
- FDRs with Banks & Inter Corporate Deposits (ICDs)	8,977.96	7,841.54
- Others	3,743.70	5,209.84
Total Finance Income	12,721.66	13,051.38

2.28.01 During the year, the company earned an interest of ₹ 3,680.30 Lakh (2020-21: ₹ 3,920.90 Lakh) on the fixed deposits of ₹ 76,988.30 Lakh (31st March, 2021: ₹ 68,731.39 Lakh) held in the escrow accounts for mine closure expenses and recognised such interest as income in the Statement of Profit and Loss. The interest income so earned is a part of escrow account over which the company has no hold until the provisions of mine closure plan are complied.

As per prevailing guidelines of the Ministry of Coal, Govt of India, up to 50% of the total deposited amount including interest accrued in the escrow account would be released to the company after every five years in proportion to the expenditure incurred on mine closure and the balance will be released at the end of final mine closure on compliance of all the provisions of mine closure plan, provided that restoration of mine is completed within the specified period, failing which the amount in the escrow account is liable to be forfeited.

2.29 OTHER INCOME

Particulars	(₹ in Lakh)	
	2021-22	2020-21
Income from Investments		
- Dividend Income	991.88	849.83
Net gain on Sale of Fixed Assets	33.94	9.02
Sale of Scrap material	273.25	35.27
Excess Provision of Earlier Years Written Back	171.61	198.91
Liquidated Damages/Penalty	589.56	301.87
Other Misc. Income	897.12	847.93
Total Other Income	2,957.36	2,242.83

2.30 CHANGES IN INVENTORIES OF FINISHED GOODS & MINED ORE

Particulars	(₹ in Lakh)	
	2021-22	2020-21
Inventories at the end of the year:		
Finished Goods	0.45	0.45
Mined Ore	6,300.29	6,604.41
Stock of Fuel	104.10	405.78
	6,404.84	7,010.64
Less: Inventories at the beginning of the year:		
Finished Goods	0.45	0.45
Mined Ore	6,604.41	6,632.14
Stock of Fuel	405.78	153.22
	7,010.64	6,785.81
(Increase) / Decrease in Inventories	605.80	(224.83)

2.31 EMPLOYEE BENEFIT EXPENSES

Particulars	(₹ in Lakh)	
	2021-22	2020-21
Salaries, Wages & Bonus	9,837.14	9,651.78
Contribution to Provident Fund & other funds	1,699.09	1,975.57
Staff Welfare Expenses	1,068.22	1,165.01
Terminal Benefits	682.80	293.18
Directors' Sitting Fees & Allowances	2.10	1.95
Total Employee Benefit Expenses	13,289.35	13,087.49

2.32 FINANCE COSTS

(₹ in Lakh)

Particulars	2021-22	2020-21
Unwinding of discount on Provisions	207.16	191.97
Interest on lease liability	6.05	3.05
Interest on delayed payment of income tax	0.11	1.34
Other Charges	-	0.06
Total Finance Costs	213.32	196.42

2.33 DEPRECIATION AND AMORTISATION EXPENSES

(₹ in Lakh)

Particulars	2021-22	2020-21
Depreciation of Property, Plant and Equipment	6,597.03	8,258.34
Depreciation on investment properties	123.77	123.78
Amortisation of intangible assets	3,077.54	1,039.03
Total Depreciation and Amortisation Expenses	9,798.34	9,421.15

2.34 OTHER EXPENSES

(₹ in Lakh)

Particulars	2021-22		2020-21	
Manufacturing Expenses				
Loading of Lignite & Overburden Removal		1,14,255.42		65,811.22
Freight & Octroi Expenses		2,114.12		1,271.32
Other Loading Charges & Mining Expenses		663.71		864.59
Electricity Expenses		1,770.70		1,803.39
Consumption of Stores, Spares & Chemicals		1,097.85		1,027.51
Operation & Maintenance Charges and Fuel for Thermal Project		1,412.91		1,419.02
Operation & Maintenance Charges for Renewable Energy Projects		2,388.08		2,505.78
Repairs & Maintenance				
- Buildings	512.36		440.95	
- Machineries (Including spares)	543.16		471.88	
- Other Assets	102.78	1,158.30	386.28	1,299.11
Rates & Taxes				
- Royalty	17,669.01		8,268.36	
- GST Compensatory Cess	32,005.95		21,590.32	
- Other Rates & Taxes	612.94	50,287.90	344.83	30,203.51
Mine Closure Expenses		4,734.51		4,936.40
Rent		4.05		8.50
	(A)	1,79,887.55		1,11,150.35
Administrative & Selling Expenses				
CSR Expenses		785.00		955.33
Donation		-		1,500.00
Financial Contribution to Government Bodies		204.00		244.86
Insurance Premium		608.17		576.14
Vehicle Hire Charges		1,008.17		924.04
Advertisement & Publicity		161.74		15.28
Security Expenses		3,273.44		3,225.10
Legal & Professional Fees		1,308.50		468.01
Payment to Auditors				
- Audit Fees	11.57		12.68	
- For Tax Audit	1.48		1.33	
- For Certification and other matters	2.15		2.50	
- For Reimbursement of expenses	0.40	15.60	-	16.51
Remuneration to Managing Director		9.82		34.59
Mining & Project Development Expenses		205.38		299.35
GST Expenses (refer note 2.48)		2,079.30		1,364.81
Other Miscellaneous Charges		1,910.16		1,241.94
	(B)	11,569.28		10,865.96
Total Other Expenses	(A+B)	1,91,456.83		1,22,016.31

2.34.01 During the year, royalty on account of sale of Bauxite had been accounted for ₹ 1,423.89 Lakh (2020-21: ₹ 1,288.21 Lakh) on ad hoc basis as intimated by the Commissioner of Geology and Mining. Necessary adjustment shall be made in the accounts after final outcome of the matter.

2.34.02 In view of the Supreme Court's decision in respect of mining activities, applications made by the Company for renewal of leases covering 2,040 (2020-21: 2,040) hectares of land at Panandhro lignite mine for extracting lignite are pending since 1993-94. Necessary adjustment in respect of liability for any charges, taxes, duties etc. will be provided in accounts on finalisation of renewal applications.

2.34.03 During the year, the Company has written off ₹ 3.68 Lakh (2020-21: ₹ 21 Lakh) and written back ₹ 4.15 Lakh (2020-21: ₹ 89.33 Lakh) in the books of account. In the opinion of the management, such amounts are no longer receivable / payable. Net effect thereof is written off/(back) to the Statement of Profit and Loss amounting to ₹ (0.47) Lakh (2020-21: ₹ (68.33) Lakh).

2.34.04 In compliance with Section 135(5) of the amended Companies Act, 2013, the Company has spent ₹ 785.00 Lakh (2020-21: ₹ 955.33 Lakh) against the minimum statutory requirement of spending ₹ 609.05 Lakh (2020-21: ₹ 947.97 Lakh) (based on average net profits of last 3 years) during the year towards Corporate Social Responsibility (CSR) Expense.

Corporate Social Responsibility (CSR) :

The Information with regard to CSR activities conducted by the Company during the year is as under :

Particulars	(₹ in Lakh)	
	2021-22	2020-21
Amount required to be spent by the company during the year	609.05	947.97
Amount of expenditure incurred	785.00	955.33
Shortfall at the end of the year	-	-
Total of previous years shortfall	-	-
Reason for shortfall	-	-

Nature of CSR activities :

1. Promoting Education
2. Livelihood Enhancement
3. Community Health and Sanitation
4. Community Infrastructure
5. Protection of Art and Culture

Related party transactions :

Type of Transaction	(₹ in Lakh)	
	2021-22	2020-21
Contribution to a Trust controlled by the company in relation to CSR expenditure	785.00	950.00
Other (Specify)		

Provision Summary (CSR) :

Particulars	(₹ in Lakh)	
	2021-22	2020-21
Provision at the beginning of the year	-	-
Add: Addition during the year	-	-
Less: Reversal/Adjustment during the year	-	-
Provision at the Closing of the year	-	-

2.35 INCOME TAX EXPENSES

This note along with note 2.21 and its sub notes provides an analysis of the Company's income tax expenses. It shows amounts that are directly recognised in equity and how the tax expense is affected by non-assessable and non-deductible items. It also explains significant estimates made in relation to the Company's tax positions.

Particulars	(₹ in Lakh)	
	2021-22	2020-21
Current Tax Expenses		
Current tax on profits for the year	19,584.41	2,214.97
Adjustments for the current tax of prior periods	605.45	(16,087.27)
Total Current Tax Expenses	20,189.86	(13,872.30)
Deferred Tax Expenses		
Decrease/(Increase) in deferred tax assets	6,110.25	(1,419.07)
(Decrease)/Increase in deferred tax liabilities	6,873.97	(15,466.15)
Total Deferred Tax Expenses	12,984.22	(16,885.22)
Total Income Tax Expenses	33,174.08	(30,757.52)

2.35.01 Short/Excess Provision for Tax of Earlier years - During the year, the company has written off/(back) the difference between the provision for income tax as per books of account and income tax payable on taxable income as per income tax returns filed for earlier years amounting to ₹ 605.45 Lakh (2020-21: ₹ 16,087.27 Lakh) and the same has been disclosed in the Statement of Profit and Loss Account as Short/Excess Provision for Tax of Earlier years.

2.35.02 As per Section 115BAA of the Income Tax Act, 1961, the company has the option to exercise switchover to new tax regime on or after the 1st day of April 2020, by forgoing certain available tax deductions, which cannot be reversed in the subsequent years. The applicable Income tax rate as per the new tax regime comes to 25.17% as against the tax rate of 34.944% as per old tax regime. Till the Financial Year (F.Y.) 2020-21 such switchover was not beneficial to the company. However, considering the net fund outflow under both the tax regimes, from F.Y. 2021-22 it was decided to switchover to new tax regime. The tax liability under the new tax regime comes to ₹ 19,584.41 Lakh as against tax liability of ₹ 23,577.68 Lakh as per the old regime and tax impact has been given in the accounts considering new tax regime.

Adoption of new tax regime as stated above has resulted in increase in the deferred tax liability on account of reversal of deferred tax asset available to the Company. This has net tax impact of ₹ 13,423.70 Lakh which has been shown as deferred tax expense in Statement of Profit and Loss.

2.36 EARNINGS PER SHARE

Particulars	2021-22	2020-21
Profit attributable to equity holders for (₹ in Lakh):		
Basic earnings	40,497.44	(3,576.75)
Adjusted for the effect of dilution	40,497.44	(3,576.75)
Weighted average number of Equity Shares for:		
Basic EPS	31,80,00,000	31,80,00,000
Adjusted for the effect of dilution	31,80,00,000	31,80,00,000
Earnings Per Share (Face value of ₹ 2/- each):		
Basic (₹)	12.74	(1.12)
Diluted (₹)	12.74	(1.12)

2.37 CONTINGENT LIABILITIES

Sr. No.	Particulars	As at 31st March, 2022	As at 31st March, 2021
			(₹ in Lakh)
1	Income Tax	37,554.57	32,099.52
2	Sales Tax/VAT	419.04	419.04
3	Excise & Service Tax	1,601.13	1,746.94
4	Related to contractors, land compensation and others	56,654.72	42,586.09
5	Royalty, stamp duty, conversion tax and other Government levies etc.	6,275.32	7,977.81
6	Incentives to employees	1,158.84	1,158.84
7	Guarantees excluding financial guarantees	4,289.19	3,103.22
	Total Contingent Liabilities	1,07,952.81	89,091.46

2.37.01 The company is a sole merchant seller of Lignite in the State of Gujarat. Lignite was exhausted in the Panandhro mines in April 2018. Prior to that, production from Panandhro mines was inadequate to meet the needs of the power plants of the company and GSECL as well as demand of the customers of Kutch region.

Apart from power plants, the company has also to cater to the fuel needs of Micro, Small, Medium and Large Enterprises, therefore, it was inevitable in the larger public interest to increase lignite production in Kutch Region i.e. from Mata No Madh and Umarsar mines above its specified annual lignite production capacity for which the concurrence of Board has been accorded and the Government of Gujarat has been intimated to enhance the Annual Lignite Production Capacity. Liability in this regard, if any, cannot be ascertained at this stage. Necessary adjustment entries, if any, will be passed after the final outcome of the matter.

2.38 COMMITMENTS

Particulars	As at 31st March, 2022	As at 31st March, 2021
Capital Commitments		
Estimated amount of contracts remaining to be executed on capital account and not provided for	676.46	743.64

2.39 EVENTS OCCURRING AFTER THE REPORTING PERIOD

The Board has recommended dividend of ₹ 4.30 per share which is subject to approval of shareholders in the ensuing general meeting.

2.40 In the opinion of Management, any of the assets other than items of property, plant and equipment, investment properties, intangible assets and Non-Current Investments have a value on realisation in the ordinary course of business at least equal to the amount at which they are stated, unless otherwise stated.

2.41 Balances of trade payables, trade receivables, loans & advances, advances from customers, other non-current/current liabilities, etc. are subject to confirmation and adjustments, if any, in the accounts.

2.42 On periodical basis and as and when required, the Company reviews the carrying amounts of its assets. In case the fair value is less than the carrying value, an impairment charge is created.

GMDC Ltd. had commissioned 2 X 125 MW Akrimota Thermal Power Station (ATPS) at Village Nani Chher, Taluka-Lakhpat, Dist. Kutchh, Gujarat State in the year 2005, wherein lignite was supplied from its own mines.

The ATPS was incurring heavy losses since financial year 2019-20. Plant load factor (PLF) had gone down drastically from 54.22% in 2018-19 to as low as 19.87% in 2020-21.

Therefore, in the financial year 2020-21, the company had reviewed the carrying amount of ATPS's assets and the recoverable amount. The recoverable amount is higher of fair value less cost to sales and value in use. In case of ATPS (cash generating unit), the recoverable amount i.e. fair value less cost to sale as on 31st March, 2021 was ₹ 21,901.81 Lakh. Carrying amount of ATPS in books as on 31st March, 2021 was ₹ 61,561.30 Lakh. Therefore, there was an impairment loss of ₹ 39,659.49 Lakh difference between carrying amount and recoverable amount. 'Market Value' basis of Valuation has been adopted as per the framework and guidelines provided in the international valuation guidelines.

The said loss of ₹ 39,659.49 Lakh has been shown as impairment loss in ATPS as an exceptional item in the Statement of Profit and Loss for financial year 2020-21.

2.43 SEGMENT INFORMATION

(a) Description of segment and principal activities

The Chief Operational Decision Maker (CODM) monitors the operating results of its business segments separately for the purpose of making decisions about resource allocation and performance assessment, and accordingly, the Company has identified two reportable operating segments viz. Mining and Power. Operating segments have been identified and reported in a manner consistent with the internal reporting provided to the CODM.

(b) Segment revenue and expenses

Revenue and expenses have been identified to a segment on the basis of relationship to operating of the segment. Revenue and expenses which relate to enterprise as a whole and are not allocable to a segment on a reasonable basis have been disclosed as "Unallocated".

(c) Segment assets and liabilities

Segment assets and segment liabilities represent assets and liabilities in respective segments. Investments, tax-related assets and other assets and liabilities that cannot be allocated to a segment on a reasonable basis have been disclosed as "Unallocated".

(d) Secondary segment reporting

The Company does not have geographical distribution of revenue as the operations of the Company are carried out within the country and hence secondary segmental reporting based on geographical locations of its customers is not applicable to the Company.

(e) Information about major customers

Revenue from power segment (which exceeds 10% of total segment revenue) amounting to ₹ 27,704.46 Lakh (2020-21: ₹ 19,801.32 Lakh) is derived from a single customer and revenue from mining segment (which exceeds 10% of total segment revenue) amounting to ₹ 13,406.64 Lakh (2020-21: ₹ 17,919.57 Lakh) (inclusive of tax) is derived from a single customer.

(f) Information about product and services

The Company's revenue from external customers for each product is same as that disclosed below under "segment revenue".

(₹ in Lakh)

Particulars	2021-22				2020-21			
	Mining Projects	Power Projects	Unallocated	Total	Mining Projects	Power Projects	Unallocated	Total
Segment Revenues								
External Revenue*	2,45,503.48	27,704.46	-	2,73,207.94	1,14,461.59	19,801.32	-	1,34,262.91
Inter Segment Revenue	8,884.21	-	-	8,884.21	7,276.38	-	-	7,276.38
Total Segment Revenue	2,54,387.69	27,704.46	-	2,82,092.15	1,21,737.97	19,801.32	-	1,41,539.29
Segment Results								
Profit/(Loss)	63,119.99	2,728.12	(6,648.61)	59,199.50	1,419.18	(3,235.25)	(7,475.56)	(9,291.63)
Unallocated other income			13,713.54	13,713.54			13,901.21	13,901.21
Unallocated expenses and finance cost			610.28	610.28			451.00	451.00
Profit before exceptional items and tax	63,119.99	2,728.12	7,675.21	73,523.32	1,419.18	(3,235.25)	6,876.65	5,060.58
Exceptional Items								
Loss on impairment of property, plant and equipment		-	-	-		(39,659.49)	-	(39,659.49)
Profit Before Tax	63,119.99	2,728.12	7,675.21	73,523.32	1,419.18	(42,894.74)	6,876.65	(34,598.91)
Share of profit/(loss) of joint ventures and associates accounted for using the equity method (Net of Tax)			148.20	148.20			264.64	264.64
Income tax - Current			19,584.41	19,584.41			2,214.97	2,214.97
(Excess)/short provision of income tax			605.45	605.45			(16,087.27)	(16,087.27)
Deferred tax			12,984.22	12,984.22			(16,885.22)	(16,885.22)
Profit after tax	63,119.99	2,728.12	(25,350.67)	40,497.44	1,419.18	(42,894.74)	37,898.81	(3,576.75)
Other information								
Depreciation and amortisation	3,829.37	5,616.62	352.35	9,798.34	1,856.26	7,235.88	329.01	9,421.15
Non-Cash Expenses other than depreciation and amortisation	4,781.54	-	-	4,781.54	44,695.16	-	-	44,695.16

* Segment Revenue includes other income which is directly attributable to each segment.

Segments Assets**

(₹ in Lakh)

Particulars	As at 31st March, 2022	As at 31st March, 2021
Mining Projects	1,48,822.32	1,39,052.81
Power Projects	96,374.42	1,02,000.87
Unallocated	3,46,450.48	2,55,708.12
Total	5,91,647.22	4,96,761.80

Segments Liabilities**

(₹ in Lakh)

Particulars	As at 31st March, 2022	As at 31st March, 2021
Mining Projects	89,868.87	73,611.68
Power Projects	5,893.93	6,900.23
Unallocated	19,209.90	9,568.73
Total	1,14,972.70	90,080.64

** Segment assets and liabilities are measured in same way as in the financial statements. They are allocated based on the operations of the segment.

1. Segment assets and liabilities are subject to reconciliation.
2. Segment Revenue of Mining includes ₹ 8,884.21 Lakh (2020-21: ₹ 7,276.38 Lakh) being captive consumption of Lignite/Lime for Power Project.

2.44 RELATED PARTY DISCLOSURES

As per the Indian Accounting Standard-24 on “Related Party Disclosures”, details for reporting period are as follows:

2.44.01 Associate/Joint Venture

Name of the entity	Type
Gujarat Jaypee Cement and Infrastructure Ltd.	Associate
Gujarat Credo Mineral Industries Ltd.	Associate
Aikya Chemicals Pvt. Ltd.	Associate
Gujarat Foundation for Entrepreneurial Excellence	Joint Venture
Swarnim Gujarat Fluorspar Pvt. Ltd.	Joint Venture
Naini Coal Company Ltd.	Joint Venture
GMDC Gramya Vikas Trust	100% controlled entity

2.44.02 Transactions with related parties:

(₹ in Lakh)

Particulars	Associates		Joint Ventures		100% Controlled Entity/Government related entities/KMP		Total	
	2021-22	2020-21	2021-22	2020-21	2021-22	2020-21	2021-22	2020-21
Sale of Goods/Services	2,984.67	3,104.21	0.01	0.01	41,364.84	36,371.27	44,349.52	39,475.49
Purchase of Goods/Services	-	-	-	-	3.16	8.77	3.16	8.77
Fund disbursed on behalf of GOG	-	-	642.63	1,034.17	-	-	642.63	1,034.17
Reimbursement received	-	-	-	-	93.86	25.01	93.86	25.01
Received/Adjusted/Written Off	-	-	-	-	-	-	-	-
Funds deposited with GSFS	-	-	-	-	1,77,021.46	1,03,144.00	1,77,021.46	1,03,144.00
Funds withdrawn from GSFS	-	-	-	-	1,06,884.21	1,07,799.99	1,06,884.21	1,07,799.99
Interest Income/Other Income	23.14	77.73	-	-	8,772.53	7,677.33	8,795.67	7,755.06
Financial Contribution to Government Bodies	-	-	-	-	204.00	193.86	204.00	193.86
Contribution made to Provident Fund Trust	-	-	-	-	1,787.15	2,010.52	1,787.15	2,010.52
Contribution made to Gratuity Trust (100% funded with LIC)	-	-	-	-	-	450.00	-	450.00
Donation/Contribution for CSR Expenditure	-	-	-	-	785.00	950.00	785.00	950.00
Directors' sitting fees	-	-	-	-	2.10	1.95	2.10	1.95
Outstanding balances arising from sales/purchases of goods/services					-	-		
Accounts Payable as at year end	27.21	19.70	1,289.09	853.44	-	0.70		
Accounts Receivable as at year end	1,274.07	896.71	1,641.66	1,641.66	2,07,054.25	1,29,195.93		

- The above transactions are inclusive of all taxes, wherever applicable.
- Directors' sitting Fees include taxes, wherever applicable. Further, directors' sitting fees in respect of Government nominated directors are deposited directly into Government Treasury.

2.44.03 Terms and Conditions

Transactions relating to dividends were on the same terms and conditions that applied to other shareholders. Goods were sold to related parties as mentioned above on mutually agreed terms. Most of the outstanding balances are unsecured.

The Company has executed Power Purchase Agreements with one of the Government-owned PSUs for sale of power generated from wind mills, solar and thermal power plant for the period ranging from 25 to 30 years.

2.44.04 Key Management Personnel Compensation:

Particulars	(₹ in Lakh)	
	2021-22	2020-21
Short-term employee benefits	67.49	94.08
Post-employment benefits	34.97	34.78
Long-term employee benefits	41.46	37.85
Termination benefits	-	-
Employee share-based payments	-	-
Total compensation	143.92	166.71

2.44.05 Other transactions with Government-related entities

Apart from the above transactions, the Company has also entered into other transactions in the ordinary course of business with Government related entities. These are transacted at arm's-length prices based on the agreed contractual terms.

2.44.06 Further, the Company has entered into various long-term material supply and power purchase agreements with the related parties (including Government related entities) where goods/services are to be provided at prices determined based on the contractual terms agreed. Some of the contracts are in the process of being finalised pending the necessary approvals.

2.45 FINANCIAL INSTRUMENTS, FAIR VALUE AND RISK MEASUREMENTS**A. Financial instruments by category and their fair value**

(₹ in Lakh)

As at 31st March, 2022	Carrying amount				Fair value			Total
	FVTPL	FVTOCI	Amortised Cost	Total	Level 1 Quoted price in active markets	Level 2 Significant observable inputs	Level 3 Significant unobservable inputs	
Financial assets								
Investments								
- Equity Shares - Unquoted	-	12,226.50	-	12,226.50	-	-	12,226.50	12,226.50
- Equity Shares - Quoted	-	45,587.92	-	45,587.92	45,587.92	-	-	45,587.92
Loan								
- Non-current	-	-	637.78	637.78	-	-	-	-
- Current	-	-	302.95	302.95	-	-	-	-
Trade Receivables	-	-	20,491.97	20,491.97	-	-	-	-
Cash and Cash Equivalents	-	-	6,624.95	6,624.95	-	-	-	-
Other Bank Balances	-	-	2,352.65	2,352.65	-	-	-	-
Other financial assets								
- Non-current	-	-	1,59,232.86	1,59,232.86	-	-	-	-
- Current	-	-	1,13,403.66	1,13,403.66	-	-	-	-
Total financial assets	-	57,814.42	3,03,046.82	3,60,861.24	45,587.92	-	12,226.50	57,814.42
Financial liabilities								
Lease Liabilities								
- Non-current	-	-	27.01	27.01	-	-	-	-
- Current	-	-	28.18	28.18	-	-	-	-
Other financial liabilities								
- Non-current	-	-	211.12	211.12	-	-	-	-
- Current	-	-	15,642.35	15,642.35	-	-	-	-
Trade Payables	-	-	20,928.52	20,928.52	-	-	-	-
Total financial liabilities	-	-	36,837.18	36,837.18	-	-	-	-

* Fair value of financial assets and liabilities measured at amortised cost is not materially different from the amortised cost.

(₹ in Lakh)

As at 31st March, 2021	Carrying amount				Fair value			Total
	FVTPL	FVTOCI	Amortised Cost	Total	Level 1 Quoted price in active markets	Level 2 Significant observable inputs	Level 3 Significant unobservable inputs	
Financial assets								
Investments								
- Equity Shares - Unquoted	-	10,185.31	-	10,185.31	-	-	10,185.31	10,185.31
- Equity Shares - quoted	-	18,120.83	-	18,120.83	18,120.83	-	-	18,120.83
Loan								
- Non-current	-	-	741.16	741.16	-	-	-	-
- Current	-	-	322.96	322.96	-	-	-	-
Trade Receivables	-	-	14,524.97	14,524.97	-	-	-	-
Cash and Cash Equivalents	-	-	26,557.41	26,557.41	-	-	-	-
Other Bank Balances	-	-	158.16	158.16	-	-	-	-
Other financial assets								
- Non-current	-	-	86,799.42	86,799.42	-	-	-	-
- Current	-	-	1,05,565.98	1,05,565.98	-	-	-	-
Total financial assets	-	28,306.14	2,34,670.06	2,62,976.20	18,120.83	-	10,185.31	28,306.14
Financial liabilities								
Lease Liabilities								
- Non-current	-	-	55.19	55.19	-	-	-	-
- Current	-	-	26.09	26.09	-	-	-	-
Other financial liabilities								
- Non-current	-	-	189.92	189.92	-	-	-	-
- Current	-	-	10,701.13	10,701.13	-	-	-	-
Trade Payables	-	-	17,597.12	17,597.12	-	-	-	-
Total financial liabilities	-	-	28,569.45	28,569.45	-	-	-	-

* Fair value of financial assets and liabilities measured at amortised cost is not materially different from the amortised cost.

Types of inputs are as under:

Input Level I (Directly Observable) which includes quoted prices in active markets for identical assets such as quoted price for an equity security on Security Exchanges

Input Level II (Indirectly Observable) which includes prices in active markets for similar assets such as quoted price for similar assets in active markets, valuation multiple derived from prices in observed transactions involving similar businesses etc.

Input Level III (Unobservable) which includes management's own assumptions for arriving at a fair value such as projected cash flows used to value a business etc.

When measuring the fair value of an asset or a liability, the Company uses observable market data as far as possible. If the inputs used to measure the fair value of an asset or a liability fall into different levels of the fair value hierarchy, then the fair value measurement is categorised in its entirety in the same level of the fair value hierarchy as the lowest level input that is significant to the entire measurement.

As per the accounting policy of the company on Equity Instruments, all equity instruments in the scope of Ind AS 109 are measured at fair value. Equity instruments which are held for trading are classified as at Fair Value Through Profit or Loss (FVTPL). For all other equity instruments, the company has the option to make an irrevocable election on initial recognition, on an instrument-by-instrument basis, to present changes in fair value through Other Comprehensive Income (OCI) rather than through profit or loss. The option to present changes in Fair Value Through Other Comprehensive Income (FVTOCI) is available only at the time of initial recognition. Accordingly, the company has elected to measure its equity instruments through FVTOCI.

B. Measurement of fair values

i) Valuation techniques and significant unobservable inputs

The following are the valuation techniques used in measuring Level 3 fair values, as well as the significant unobservable inputs used.

Financial instruments measured at fair value**FVTOCI in unquoted equity shares:****Gujarat State Petroleum Corporation Limited**

1. Market approach: This approach uses information generated by market transactions of the Company being valued or the transactions of comparable companies. The following market-linked information may be used for determining valuation under this approach.

- Quoted price of the company being valued,
- Past transaction value of the company being valued,
- Listed comparable companies' trading multiples like price-to-earning ratio, enterprise value to earning before interest, tax, depreciation and amortisation, enterprise value to sales etc.
- Transactions multiples for investment / M & A transaction of comparable companies.

The valuation arrived at based on the market approach reflects the current value of the Company perceived in the active market. However, as the valuation arrived at using market multiples is based on the past/current transaction or traded values of comparable companies/businesses, it may not reflect the possible changes in future trend of cash flows being generated by a business.

2. Income Approach : The income approach reflects present value of future cash flows. For valuing a business, the discounted cash flow (DCF) methodology is used under this approach. This methodology works on the premise that the value of a business is measured in terms of future cash flow streams, discounted to the present time at an appropriate discount rate. This method is used to determine the present value of business on a going concern assumption. The DCF technique recognises the time value of money.

The value of the firm is arrived at by estimating the Free Cash Flow to Firm (FCFF) and discounting the same at the Weighted Average Cost of Capital (WACC). FCFF is estimated by forecasting free cash flows available to the firm (which are derived on the basis of the likely future earnings of the company).

3. Cost Approach: The cost approach essentially estimates the cost of replacing the tangible assets of the business. The replacement cost takes into account the market value of various assets or the expenditure required to create the infrastructure exactly similar to that of a company being valued.

Significant unobservable inputs

Highest priority is given to unadjusted quoted price of listed entities and lowest priority to non-market linked inputs such as future cash flows used in income approach.

Inter-relationship between significant unobservable inputs and fair value measurement

The estimated fair value would increase (decrease) if there is a change in significant unobservable inputs used in determination of fair value.

Considering the diverse asset and investment base of the Company with differing risk/return profiles, a sum of the parts approach has been adopted for the valuation. Under this method, the value of each distinct business/asset/investment has been arrived at separately and total value estimate for the Company presented as the sum of all its business/assets/investments.

Gujarat Guardian Limited

Fair value is determined using the ratio of enterprise value to EBIDTA adjusted for the industry average. The industry average has been computed using peer companies. Further, in the absence of the latest valuation report of Gujarat Guardian Limited, the fair value is determined based on valuation report as on 31st December, 2021. Once the latest valuation report is available, appropriate changes would be made in the subsequent periods.

Gujarat Industrial And Technical Consultancy Organisation Limited (GITCO) and Gujarat Informatics Limited

In the absence of sufficient information for determination of fair value, the Company has determined the same using net worth as reflected in the financial statements as at the each reporting date. Management is of the view that the value so determined are reflective of the fair values.

Further, in the absence of the audited financial statements of GITCO and Gujarat Informatics Limited, the fair value is determined based on unaudited financial statements for the year ended 31st March, 2022. Once the audited financials are available, appropriate changes would be made in the subsequent periods.

ii) Transfers between Levels 1 and 2

There have been no transfers between Level 1 and Level 2 during the reporting periods.

iii) Level 3 fair values

Movements in the values of unquoted equity instruments for the period ended 31st March, 2022 and 31st March, 2021:

Particulars	(₹ in Lakh)
	Amount
As at 31st March, 2020	13,794.84
Acquisitions/ (disposals)	-
Gains/ (losses) recognised in other comprehensive income	(3,609.53)
Gains/ (losses) recognised in statement of profit or loss	-
As at 31st March, 2021	10,185.31
Acquisitions/ (disposals)	-
Gains/ (losses) recognised in other comprehensive income	2,041.18
Gains/ (losses) recognised in statement of profit or loss	-
As at 31st March, 2022	12,226.49

Sensitivity analysis - Investments in unquoted equity instruments

On account of lack of sufficient information as at the end of reporting period and nature of investments, the management is of the view that it is impracticable to determine the sensitivity of the fair values to changes in the underlying assumptions.

C. Financial risk management

The Company has exposure to the following risks arising from financial instruments:

- Credit risk;
- Liquidity risk; and
- Market risk.

Risk management framework

The Company has a well-defined risk management framework. The Board of Directors of the Company has adopted a Risk Management Policy. The Company has also set up a Risk Management Committee.

Looking to the profile of the Company, i.e., Mining and Power Operations, the Company has inbuilt risk management practices to address various operational risks. The Company has standard operating processes for various mining operations in order to mitigate procedures and prevent risk arising out of various operations. The Company has no external borrowings. Hence, there is no financial risk that can impact the Company's Financial Position. The Company primarily deals with natural resources. Hence, Policy of Government may impact the Company's operational strategy. The Company's risk management process revolves around following parameters:

1. Risk Identification and Impact Assessment
2. Risk Evaluation
3. Risk Reporting and Disclosure
4. Risk Mitigation

(i) Credit risk

Credit risk is the risk of financial loss to the Company if a customer or counterparty to a financial instrument fails to meet its contractual obligations, and arises principally from the Company's receivables from customers.

Other financial assets

The Company maintains its Cash and cash equivalents and Bank deposits with banks having good reputation, good past track record and high quality credit rating and also reviews their creditworthiness on an on-going basis.

Trade and other receivables

Trade receivables of the Company are typically unsecured, except to the extent of advance received against sales for sale of lignite. Credit risk is managed through credit approvals and periodic monitoring of the creditworthiness of customers to which Company grants credit terms in the normal course of business. The Company performs ongoing credit evaluations of its customers' financial condition and monitors the creditworthiness of its customers to which it grants credit terms in the normal course of business. Significant portion of trade receivables at the respective reporting date comprise of State Governments' PSUs. Management does not expect any credit risk on the same. The allowance for impairment of trade receivables is created to the extent and as and when required, based upon the expected collectability of accounts receivables.

Movements in Expected Credit Loss Allowance

(₹ in Lakh)

Particulars	As at	
	31st March, 2022	31st March, 2021
Balance at the beginning of the year	97.27	97.27
Movements in allowance	-	-
Closing balance	97.27	97.27

The maximum exposure to credit risk for trade and other receivables by geographic region was as follows: (₹ in Lakh)

Particulars	Carrying amount	
	31st March, 2022	31st March, 2021
India	20,491.97	14,524.97
Other regions	-	-
	20,491.97	14,524.97

Management believes that the unimpaired amounts that are past due by more than 30 days are still collectible in full, based on historical payment behaviour and extensive analysis of customer credit risk, including underlying customers' credit ratings if they are available.

Management estimates that there are no instances of past due or impaired trade and other receivables.

(ii) Liquidity risk

Liquidity risk is the risk that the Company will encounter difficulty in meeting the obligations associated with its financial liabilities that are settled by delivering cash or another financial asset. The Company's approach to managing liquidity is to ensure, as far as possible, that it will have sufficient liquidity to meet its liabilities when they are due, under both normal and stressed conditions, without incurring unacceptable losses or risking damage to the Company's reputation.

Exposure to liquidity risk

The following are the remaining contractual maturities of financial liabilities at the reporting date. The amounts are gross and undiscounted, and include estimated interest payments and exclude the impact of netting agreements, if any.

(₹ in Lakh)

31st March, 2022	Contractual cash flows			
	Carrying amount	Total	Less than 12 months	More than 12 months
Non-derivative financial liabilities				
Non-current financial liabilities	238.13	238.13	-	238.13
Current financial liabilities	15,670.53	15,670.53	15,670.53	-
Trade payables	20,928.52	20,928.52	20,928.52	-
Total	36,837.18	36,837.18	36,599.05	238.13

(₹ in Lakh)

31st March, 2021	Contractual cash flows			
	Carrying amount	Total	Less than 12 months	More than 12 months
Non-derivative financial liabilities				
Non-current financial liabilities	245.11	245.11	-	245.11
Current financial liabilities	10,727.22	10,727.22	10,727.22	-
Trade payables	17,597.12	17,597.12	17,597.12	-
Total	28,569.45	28,569.45	28,324.34	245.11

(iii) Market risk

Market risk is the risk that changes in market prices – such as foreign exchange rates, interest rates and equity prices – will affect the Company's income or the value of its holdings of financial instruments.

Currency risk

The functional currency of the Company is Indian Rupees.

The Company do not use derivative financial instruments for trading or speculative purposes. As the Company does not engage in foreign exchange transaction, it is not exposed to currency risk.

Interest rate risk

Interest rate risk can be either fair value interest rate risk or cash flow interest rate risk. Fair value interest rate risk is the risk of changes in fair values of fixed interest bearing investments because of fluctuations in the interest rates. Cash flow interest rate risk is the risk that the future cash flows of floating interest bearing investments will fluctuate because of fluctuations in the interest rates. The Company does not have any undrawn or outstanding borrowings and hence does not possess any interest rate risk.

Price Risk

The Company's exposure to equity securities price risk arises from investments held by the Company and classified in the balance sheet as fair value through other comprehensive income (FVTOCI). Some of the equity investments are publicly traded and are included in the NSE Nifty 50 Index.

Sensitivity

The table below summarises the impact of increases/decreases of the index on the Company's equity and other comprehensive income for the period. The analysis is based on the assumption that the index had increased by 20% or decreased by 20% with all other variables held constant, and that the Company's quoted equity instruments moved in line with the index. The % have been determined considering average of the actual movements in quoted prices of equity shares held as investments as at 31st March, 2022.

(₹ in Lakh)	
Particulars	Impact on Other Comprehensive Income
NSE NIFTY 50 - increase 20%	9,117.58
NSE NIFTY 50 - decrease 20%	(9,117.58)

2.46 CAPITAL MANAGEMENT

The Company's objectives when managing capital are to:

- safeguard their ability to continue as a going concern, so that they can continue to provide returns for shareholders and benefits for other stakeholders, and
- maintain an optimal capital structure to reduce the cost of capital.

The Company monitors capital using a ratio of 'adjusted net debt' to 'adjusted equity'. For this purpose, adjusted net debt is defined as total non-current liabilities, less cash and bank balances. Adjusted equity comprises all components of equity.

The Company's adjusted net debt to adjusted equity ratio at 31st March, 2022 and 31st March, 2021 was as follows:

(₹ in Lakh)		
Particulars	As at 31st March, 2022	As at 31st March, 2021
Total Non-current liabilities	72,694.30	55,105.62
Less : Cash and bank balances	8,977.60	26,715.57
Adjusted net debt	63,716.70	28,390.05
Total equity	4,76,674.52	4,06,681.16
Adjusted net debt to adjusted equity ratio	0.13	0.07

2.47 Corresponding figures of the previous year have been re-grouped / re-arranged / re-classified / restated and revised, wherever necessary, for rounding off to nearest Lakh and/or to make them comparable with the figures of the current year.

2.48 PRIOR PERIOD ITEMS, ERRORS AND CHANGES IN ACCOUNTING POLICIES & ACCOUNTING ESTIMATES

(a) The Company has accounted for material prior period errors discovered during the current period, retrospectively by restating the comparative amounts to which the same relate. Since certain periods were prior to comparative period presented, the impact has been considered in opening balance sheet of comparative period presented.

Following are the financial items affected due to restatement in the comparative financial results presented hereunder for the matters stated above:

(₹ in Lakh)

Financial Statements Line Item affected (Balance Sheet)	As at 31st March, 2021				As at 1st April, 2020			
	Earlier Presented Amount	Correction Amount	Reclassification Amount	Restated Amount	Earlier Presented Amount	Correction Amount	Reclassification Amount	Restated Amount
ASSETS								
Non-Current Assets								
Intangible assets under development	-	8.01	-	8.01				
Loans	276.69	-	464.47	741.16				
Current Assets								
Trade Receivables	14,131.45	393.52	-	14,524.97				
Loans	787.43	-	(464.47)	322.96				
Other Financial Assets	1,05,563.93	2.05	-	1,05,565.98	1,02,710.13	4.39	-	1,02,714.52
Other Current Assets	9,579.78	77.37	-	9,657.15	9,780.27	8.52	-	9,788.79
LIABILITIES								
Non-Current Liabilities								
Lease Liabilities	-	0.00	55.19	55.19	-		29.21	29.21
Other Financial Liabilities	218.07	-	(28.15)	189.92	1,520.33		(29.21)	1,491.12
Provisions	52,102.38	(2,952.48)	-	49,149.90				
Current Liabilities								-
Lease Liabilities		0.69	25.40	26.09	-	1.03	-	1.03
Trade Payables	17,412.55	235.94	(51.37)	17,597.12	13,718.76	126.29	-	13,845.05
Other Financial Liabilities	10,702.19	(0.00)	(1.06)	10,701.13	10,340.61	(2,953.50)	-	7,387.11
Other Current Liabilities	5,392.32	0.02	-	5,392.34				
Other Equity								
Retained Earnings	1,06,834.02	3,196.77		1,10,030.79	1,16,338.30	2,839.08	-	1,19,177.38
Prior Period Errors		2,839.08						
Short booking of Revenue from operations		339.07						
Short booking of employee benefit expenses		(2.52)						
Short booking of finance cost		(0.68)						
Excess booking of other expenses		21.82						

(₹ in Lakh)

Financial Statements Line Item affected (Statement of Profit and Loss)	2020-21		
	Earlier Presented Amount	Correction Amount	Restated Amount
INCOME			
Revenue from operations	1,33,923.84	339.07	1,34,262.91
EXPENSES			
Employee Benefit Expenses	13,084.97	2.52	13,087.49
Finance Cost	195.72	0.68	196.40
Other Expenses (Others)	1,22,038.13	(21.82)	1,22,016.31
Profit After Tax for the Period	(3,934.44)	357.69	(3,576.75)

(Amount in ₹)

Effect on Earnings Per Share	2020-21		
	Earlier Presented Amount	Correction Amount	Restated Amount
Earnings per Share (EPS) for Profit for the Period (Face Value of ₹ 2)			
Basic (₹)	(1.24)	0.12	(1.12)
Diluted (₹)	(1.24)	0.12	(1.12)

2.49 COVID-19 IMPACT ON BUSINESS

Considering both the internal and external factors up to the date of approval of these financial results by the Board of Directors, the Company continues to believe that the impact of COVID-19 on its business, assets, profitability and liquidity, both present and future, if any, would be limited. There is no material impact on the carrying amounts of its inventories, intangible assets, trade receivables, investments and other financial assets. The management does not foresee any medium-to-long term risks at this stage in the company's ability to continue as a going concern.

2.50 RECENT PRONOUNCEMENTS

Ministry of Corporate Affairs ("MCA") notifies new standard or amendments to the existing standards under Companies (Indian Accounting Standards) Rules as issued from time to time. On 23rd March, 2022, MCA amended the Companies (Indian Accounting Standards) Amendment Rules, 2022, applicable from 1st April, 2022, as below:

Ind AS 103 – Reference to Conceptual Framework

The amendments specify that to qualify for recognition as part of applying the acquisition method, the identifiable assets acquired and liabilities assumed must meet the definitions of assets and liabilities in the Conceptual Framework for Financial Reporting under Indian Accounting Standards (Conceptual Framework) issued by the Institute of Chartered Accountants of India at the acquisition date. These changes are clarificatory in nature and do not significantly change the requirements of Ind AS 103. The Company does not expect the amendment to have any significant impact in its financial statements.

Ind AS 16 – Proceeds before intended use

The amendments mainly prohibit an entity from deducting from the cost of property, plant and equipment amounts received from selling items produced while the company is preparing the asset for its intended use. Instead, such sales proceeds and related costs are to be recognised in profit or loss. The Company does not expect the amendments to have any impact in its recognition of its property, plant and equipment in its financial statements.

Ind AS 37 – Onerous Contracts - Costs of Fulfilling a Contract

The amendments specify that the 'cost of fulfilling' a contract comprises the 'costs that relate directly to the contract'. Costs that relate directly to a contract can either be incremental costs of fulfilling that contract (examples would be direct labour, materials) or an allocation of other costs that relate directly to fulfilling contracts. The amendment is essentially a clarification and is not expected to have any significant impact in company's financial statements.

Ind AS 109 – Annual Improvements to Ind AS (2021)

The amendment clarifies which fees an entity includes when it applies the '10 percent' test of Ind AS 109 in assessing whether to derecognise a financial liability. The Company does not expect the amendment to have any significant impact in its financial statements.

Ind AS 106 – Annual Improvements to Ind AS (2021)

The amendments remove the illustration of the reimbursement of leasehold improvements by the lessor in order to resolve any potential confusion regarding the treatment of lease incentives that might arise because of how lease incentives were described in that illustration. The Company does not expect the amendment to have any significant impact in its financial statements.

2.51 ADDITIONAL INFORMATION REQUIRED BY SCHEDULE III TO THE COMPANIES ACT, 2013

Name of the entity in the Group	(₹ in Lakh)							
	Net assets (total assets minus total liabilities)		Share in profit or (loss)		Share in other comprehensive income		Share in total comprehensive income	
	As % of consolidated net assets	Amount	As % of consolidated profit or loss	Amount	As % of consolidated other comprehensive Income	Amount	As % dated consolidated other comprehensive Income	Amount
Parent								
Gujarat Mineral Development Corporation Limited								
31st March, 2022	99.07%	4,72,222.19	99.83%	40,428.36	99.77%	30,062.66	99.80%	70,491.01
31st March, 2021	98.86%	4,02,062.90	103.15%	(3,689.25)	99.96%	4,172.32	80.89%	483.08
Subsidiaries / 100% controlled entities								
Indian								
GMDC Science and Research Centre								
31st March, 2022	0.56%	2,651.27	-0.20%	(79.12)	0.00%	-	-0.11%	(79.12)
31st March, 2021	0.75%	3,034.67	4.25%	(152.14)	0.00%	-	-25.48%	(152.14)
Associates (Investments as per the equity method)								
Indian								
Gujarat Jaypee Cement and Infra Ltd.								
31st March, 2022	0.00%	11.46	0.00%	0.01	0.00%	-	0.00%	0.01
31st March, 2021	0.00%	11.44	0.00%	0.07	0.00%	-	0.01%	0.07
Gujarat Credo Mineral Industries Ltd.								
31st March, 2022	0.24%	1,126.36	0.02%	7.64	-	-	0.01%	7.64
31st March, 2021	0.28%	1,118.72	-0.43%	15.37	0.00	1.62	2.85%	16.99
Aikya Chemicals Pvt. Ltd.								
31st March, 2022	0.07%	354.31	0.26%	103.31	-	-	0.15%	103.31
31st March, 2021	0.06%	251.00	-1.46%	52.39	-	-	8.77%	52.39
Joint Ventures (Investments as per the equity method)								
Indian								
Naini Coal Co. Limited								
31st March, 2022	0.00%	-	0.00%	-	-	-	0.00%	-
31st March, 2021	0.00%	-	0.00%	-	-	-	0.00%	-
Swarnim Gujarat Fluorspar Pvt. Ltd.								
31st March, 2022	0.00%	1.54	0.00%	(0.02)	-	-	0.00%	(0.02)
31st March, 2021	0.00%	1.56	0.00%	(0.02)	-	-	0.00%	(0.02)
Gujarat Foundation for Entrepreneurial Excellence								
31st March, 2022	0.06%	307.39	0.09%	37.25	(0.00)	69.26	0.15%	106.52
31st March, 2021	0.05%	200.87	-5.50%	196.83	-	-	32.96%	196.83
Total								
31st March, 2022	100.00%	4,76,674.52	100.00%	40,497.44	99.54%	30,131.92	100.00%	70,629.36
31st March, 2021	100.00%	4,06,681.16	100.00%	(3,576.75)	99.97%	4,173.94	100.00%	597.19

2.51.01 Gujarat Mineral Research and Industrial Consultancy Society (GMRICS) (being a subsidiary / 100% controlled entity) is a society set up under Society's Act and is controlled by the Company. However, the financial statements have not been prepared as there are no financial transactions since 2012-13. Hence, the same has not been considered for the purposes of preparing the consolidated financial statements.

2.52 INTEREST IN ASSOCIATES AND JOINT VENTURES

Set out below are the associates and joint ventures of the Company as at 31st March, 2022 which, in the opinion of the directors, are material to the Company. The entities listed below have share capital consisting solely of equity shares, which are held directly by the Company. The country of incorporation or registration is also their principal place of business, and the proportion of ownership interest is the same as the proportion of voting rights held.

Name of Entity	Place of business	% of ownership interest	Relationship	Accounting method	Carrying Amount	
					31 March 2022	31 March 2021
Naini Coal Company Ltd	India	50.00%	Joint Venture	Equity Method	-	-
Swarnim Gujarat Fluorspar Pvt Ltd	India	1.05%	Joint Venture	Equity Method	1.54	1.56
Gujarat Foundation for Entrepreneurial Excellence	India	50.00%	Joint Venture	Equity Method	307.39	200.87
Gujarat Jaypee Cement Infrastructure Limited	India	26.00%	Associate	Equity Method	11.46	11.44
Gujarat Credo Mineral Industries Ltd.	India	26.00%	Associate	Equity Method	1,126.36	1,118.72
Aikya Chemicals Pvt Ltd	India	26.00%	Associate	Equity Method	354.31	251.00

Nature of business:-

Swarnim Gujarat Fluorspar Pvt Ltd - Fluorspar beneficiation

Gujarat Foundation for Entrepreneurial Excellence - Incubation centre for entrepreneurship & development

Gujarat Credo Mineral Industries Ltd. - Bauxite beneficiation

Aikya Chemicals Pvt Ltd - Manganese beneficiation

Summarised financial information for associates and joint ventures

The tables below provide summarised financial information for those joint ventures and associates that are material to the Company. The information disclosed reflects the amounts presented in the financial statements of the relevant associates and joint ventures and not the Company's share of those amounts. They have been amended to reflect adjustments made by the entity when using the equity method, including fair value adjustments made at the time of acquisition and modifications for differences in accounting policies.

Summarised Balance Sheet as at 31st March, 2021	(₹ in Lakh)					
	Naini Coal Company Ltd.	Swarnim Gujarat Fluorspar Private Limited	Gujarat Foundation for Entrepreneurial Excellence	Gujarat Jaypee Cement & Infrastructure Ltd.	Gujarat Credo Mineral Industries Limited	Aikya Chemicals Pvt Ltd.
Current Assets						
Cash and cash equivalents	0.16	13.21	297.70	*	*	*
Other assets	10.63	-	65.42	*	*	*
Total current assets	10.79	13.21	363.12	35.12	4,834.50	988.48
Total non-current assets	-	160.68	2,848.81	10.31	6,223.01	3,722.30
Current Liabilities						
Financial Liabilities (excluding trade payables)	-	-	-	*	*	*
Other liabilities	2.83	0.08	2,777.76	*	*	*
Total current liabilities	2.83	18.56	2,777.76	1.42	4,103.90	508.55
Non-current liabilities						
Financial liabilities (excluding trade payables)	-	-	-	*	*	*
Other liabilities	3,407.62	-	32.42	*	*	*
Total non-current liabilities	3,407.62	-	32.42	-	2,650.84	3,234.14
Net Assets	(3,399.66)	155.33	401.74	44.01	4,302.77	968.09

* Indicates disclosures that are not required for investments in associates

	(₹ in Lakh)					
Summarised Balance Sheet as at 31st March 2022	Naini Coal Company Ltd.	Swarnim Gujarat Fluorspar Private Limited	Gujarat Foundation for Entrepreneurial Excellence	Gujarat Jaypee Cement & Infrastructure Ltd.	Gujarat Credo Mineral Industries Limited	Aikya Chemicals Pvt Ltd.
Current Assets						
Cash and cash equivalents	0.16	12.05	113.91	*	*	*
Other assets	10.51	0.73	1,172.85	*	*	*
Total current assets	10.67	12.78	1,286.76	34.93	4,801.51	1,298.32
Total non-current assets	-	159.93	2,819.60	10.31	5,489.66	3,479.41
Current Liabilities						
Financial liabilities (excluding trade payables)	1.21	-	3,330.95	*	*	*
Other liabilities	1.56	0.08	5.14	*	*	*
Total current liabilities	2.77	19.48	3,336.09	1.18	3,977.12	634.95
Non-current liabilities						
Financial liabilities (excluding trade payables)	-	-	-	*	*	*
Other liabilities	3,407.62	-	155.49	*	*	*
Total non-current liabilities	3,407.62	-	155.49	-	1,962.13	2,783.91
Net Assets	(3,399.73)	153.24	614.78	44.06	4,351.92	1,358.87

* Indicates disclosures that are not required for investments in associates

	(₹ in Lakh)					
Particulars	Naini Coal Company Ltd.	Swarnim Gujarat Fluorspar Private Limited	Gujarat Foundation for Entrepreneurial Excellence	Gujarat Jaypee Cement & Infrastructure Ltd.	Gujarat Credo Mineral Industries Limited	Aikya Chemicals Pvt Ltd.
Revenue	0.14	0.00	658.89	1.91	7,529.92	1,720.58
Profit/(Loss) for the year	0.06	(2.04)	-	0.27	67.60	201.52
Other comprehensive income		-	392.79	-	1.62	-
Total comprehensive income	0.06	(2.04)	392.79	0.27	69.22	201.52
Dividend received		-	-		19.76	-

	(₹ in Lakh)					
Particulars	Naini Coal Company Ltd.	Swarnim Gujarat Fluorspar Private Limited	Gujarat Foundation for Entrepreneurial Excellence	Gujarat Jaypee Cement & Infrastructure Ltd.	Gujarat Credo Mineral Industries Limited	Aikya Chemicals Pvt Ltd.
Revenue	-	-	1,206.85	1.68	6,989.73	2,187.40
Profit/(Loss) for the year	(0.07)	(2.09)	148.21	0.05	49.15	343.75
Other comprehensive income		-	-		-	-
Total comprehensive income	(0.07)	(2.09)	148.21	0.05	49.15	343.75
Dividend received		-	-		-	-

As per our report of even date attached

For J.N. Gupta & Co.
Chartered Accountants
FRN: 006569C

CA Akansh Gupta
Partner
Membership No. 456312
Place: Ahmedabad
Date: 25th April, 2022

L. Kulshrestha
Senior General Manager &
Chief Financial Officer

Anupma Iyer
General Manager (Accounts)

Joel Evans
Company Secretary

For and on behalf of the Board of Directors,

Roopwanti Singh, IAS
Managing Director
DIN: 06717937

S.B. Dangayach
Director
DIN: 01572754

Place: Ahmedabad
Date: 25th April, 2022







Gujarat Mineral Development Corporation Ltd.

(A Government of Gujarat Enterprise)

Khanij Bhavan, 132 Feet Ring Road,
Near University Ground, Vastrapur, Ahmedabad – 380 052

www.gmdcltd.com