

54th

Annual Report

2016-2017



**GUJARAT MINERAL DEVELOPMENT
CORPORATION LIMITED**

BOARD OF DIRECTORS

CHAIRMAN

Shri Manoj Kumar Das, IAS (From 16.05.2017)

MANAGING DIRECTOR

Shri Arukumar Solanki, IAS

COMPANY SECRETARY

Joel Evans

STATUTORY AUDITORS

M/s. S.C.Ajmera & Co. Chartered Accountants

REGISTERED OFFICE

Khanij Bhavan
132 Feet Ring Road
Near University Ground
Vastrapur
Ahmedabad – 380 052
Phone:- (079) 27913200/3501/1340
Fax No:- (079)2791 3038/1151/1454
E-Mail : cosec@gmdcltd.com
Website : www.gmdcltd.com

DIRECTORS

Smt. Mona Khandhar , IAS , Director
Smt. Sonal Mishra, IAS, Director
Shri Bhadrash Mehta , Independent Director
Shri S.B.Dangayach, Independent Director
Shri Nitin Shukla, Independent Director
Prof. Shailesh Gandhi, Independent Director

BANKERS

Bank of Baroda
Dena Bank
Vijaya Bank
Axis Bank Ltd.,
HDFC Bank Ltd.,
State Bank of India
Union Bank of India

PROJECTS:

Lignite Projects
Panandhro , (Dist. Kutch)
Mata No Madh (Dist. Kutch)
Umarsar (Dist. Kutch)
Rajpardi (Dist. Bharuch)
Tadkeshwar (Dist.Surat)
Bhavnagar (Dist.Bhavnagar)

Fluorspar Project

Kadipani (Dist. Baroda)

Bauxite Projects

Ganshisisa (Dist. Kutch)
Bhatia (Dist. Jamnagar)

Multi Metal Project

Ambaji (Dist. Banaskantha)

Power Project

Nani Chher (Dist. Kutch)

Wind Farm Projects

Maliya (Dist. Rajkot)
Jodia (Dist. Jamnagar)
Gorsar (Dist. Porbandar)
Bada(Dist. Kutch)
Varvala (Dist. Jamnagar)
Bhanvad (Dist. Jamnagar)

Solar Project

Panandhro (Dist. Kutch)

Manganese Project

Shivrajpur , (Dist. Panchmahal)

Registrar & Share Transfer Agent for Physical & Dmat shares

M/s. MCS STALimited
201, Shatdal Complex ,2nd Floor,
Opp: Bata Show Room, Ashram Road
Ahmedabad – 380 009
Tel: 079-26580461-63
Fax: 079-26581296

CONTENTS

Particulars	Page No.
Notice.....	3
Board's Report.....	8
Corporate Governance Report	28
Certificate by CEO & CFO.....	38
Management Discussion & Analysis	40
Business Responsibility Report	50
Independent Auditors' Report	58
Comments of the C.A.G. on Financial Statements of GMDC	67
Balance Sheet	68
Statement of Profit and Loss	69
Cash Flow Statement	71
Significant Accounting policies and Notes on Financial Statements	72
Independent Auditors' Report on Consolidated Financial Statements	115
Comments of the C.A.G. on Consolidated Financial Statement of GMDC	123
Consolidated Financial Statements	124

AGM DATE, DAY, TIME & VENUE

Date of AGM	: 29th September, 2017
Day	: Friday
Time	: 11.00 AM
Venue	: Registered Office of the Company Khanij Bhavan , 132 ft, Ring Road , Near University Ground Vastrapur Ahmedabad - 380 052



GUJARAT MINERAL DEVELOPMENT CORPORATION LTD.

FINANCIAL HIGHLIGHTS

Sr. Particulars	2016-17	2015-16	2014-15	2013-14	2012-13	2011-12	2010-11	2009-10	2008-09	2007-08
(₹ in lakh)										
(A) Statement of Profit & Loss										
1. Revenue from Operations	158235.66	121533.29	147314.44	134407.28	174762.51	169599.76	142122.34	106608.05	98121.21	98105.54
2. Profit before tax	44598.03	31845.49	63586.75	62959.01	90368.72	71771.93	58461.06	40608.25	36990.48	40839.48
3. Interest	0.00	0.00	0.00	0.00	0.00	784.89	1528.32	2611.22	5390.84	7024.77
4. Depreciation	15125.75	13071.85	13726.91	12456.50	11738.40	10833.29	9295.55	8615.31	7777.77	9553.69
5. Provision for tax	12175.07	9388.44	13553.89	19045.59	30284.51	23088.65	20984.72	12621.37	13359.87	14446.38
6. Profit after tax	32422.96	22457.05	50032.86	43913.42	60084.21	48683.28	37476.34	27986.88	23630.61	26393.10
7. Short/Excess provision of tax of earlier years	0.00	0.00	0.00	0.00	0.00	0.00	30.70	1.17	488.85	0.00
8. Net Profit after short/excess tax prov of earlier years	32422.96	22457.05	50032.86	43913.42	60084.21	48683.28	37507.04	27988.05	23141.76	26393.10
9. Dividend in %	150.00	150.00	150.00	150.00	150.00	150.00	150.00	125.00	100.00	100.00
10. Dividend in Amount	9540.00	9540.00	9540.00	9540.00	9540.00	9540.00	9540.00	7950.00	6360.00	3180.00
(B) Balance Sheet										
1. Share Capital	6360.00	6360.00	6360.00	6360.00	6360.00	6360.00	6360.00	6360.00	6360.00	3180.00
2. Reserves & Surplus	391192.05	360059.00	317796.69	279887.62	247135.53	198212.64	160616.98	134197.57	115510.61	102989.73
3. Net worth	397552.05	366419.00	324156.69	286247.62	253495.53	204572.64	165852.01	138755.83	120769.80	105847.65
(C) Financial Ratios										
1. % of Net Profit										
On Sales	20.49	18.48	33.96	32.67	34.38	28.70	26.37	26.25	24.08	26.90
On net worth	8.16	6.13	15.43	15.34	23.70	23.80	22.60	20.17	19.57	24.93
On Share Capital	509.79	353.10	786.68	690.46	944.72	765.46	589.25	440.05	371.55	829.97
2. Debt/Equity Ratio	Nil	Nil	Nil	Nil	Nil	Nil	0.08	0.15	0.39	0.63

NOTICE

Notice is hereby given that the 54th (Fifty Fourth) Annual General Meeting of the Shareholders of 'Gujarat Mineral Development Corporation Limited' will be held on Friday, the 29th September, 2017 at 11.00 AM at the Registered Office of the Company, at Khanij Bhavan, 132 Ft. Ring Road, Near University Ground, Vastrapur, Ahmedabad – 380 052 to transact the following businesses:

ORDINARY BUSINESS :

1. To receive, consider and adopt the Audited Financial Statements of the Company (standalone and Consolidated) for the year ended on March 31, 2017, including the Balance Sheet, Profit and Loss Statement and Cash Flow Statement as at that date together with the Report of the Board of Directors, and Auditors and C & AG thereon.
2. To declare dividend on Equity Shares for the year ended 31st March, 2017.
3. To fix up the remuneration of Statutory Auditors for the year 2017-18 to be appointed by the Comptroller & Auditor General of India.

Special Business :

4. To consider and if thought fit, to pass with or without modifications, if any, the following resolution as an Ordinary Resolution for seeking consent of the shareholders for the contribution under Section 181 of the Companies Act, 2013

“RESOLVED THAT pursuant to the provisions of section 181 and any other applicable provisions of the Companies Act, 2013, (including any statutory modification of re-enactment thereof for the time being in force), the consent of the members of the company be and is hereby given to the Board of Directors for making contributions or donations during the Financial Year 2017-18 to any bona fide Charitable Funds or Trusts in India for an amount exceeding five percent of average net profits of the company during the three immediately preceding financial years subject to maximum amount of Rs. 8 crore during the Financial Year 2017-18.

5. To ratify the remuneration of Cost Auditors for financial year 2017-18 and if thought fit, to pass the following

resolution as an Ordinary Resolution.

“RESOLVED THAT pursuant to Section 148 and all other applicable provisions, if any, of the Companies Act 2013 and the Rules made there under, the remuneration of Rs. 1,50,000 (Including Service Tax), reimbursement of out of pocket expenses incurred in connection with the Cost Audit for financial year 2017-18 payable to M/s N.D.Birla, Cost Auditors (Firm Registration Number 102166), as approved by the Board of Directors of the Company at its Meeting held on Dt. 09.05.2017 be and is hereby ratified.”

By Order of the Board-of-Directors

Joel Evans

Company Secretary

Date : 9th August, 2017

Place : Ahmedabad.

Registered Office :

Gujarat Mineral Development Corporation Limited

CIN NO:- L14100GJ1963SGC001206

'Khanij Bhavan', 132 Ft. Ring Road,

Nr. University Ground, Vastrapur,

Ahmedabad-380 052

Explanatory Statement as required under Section 102 of the Companies Act, 2013.

Item No. 4

In accordance with the section 181 of the Companies Act, 2013, the Company is required to obtain approval of the members before making any contribution to any charitable funds. The section also required that the charitable fund should be a bonafide one.

As per the said section, the aggregate amount of such contribution in any financial year shall not exceed five percent of its average net profit for the three immediately preceding financial years. The average net profits of the company for the three immediately preceding financial years is Rs. 349.70 crore. Hence the company can make contribution to any bona fide charitable funds an amount not exceeding Rs. 17.48 crore. During the Financial Year 2017-18, the Company has already expended donation / financial assistance / financial contribution for an amount of Rs. 17.12 crore for various purposes such as CSR, relief during natural disasters to the bona fide charitable Funds or Trusts. During the financial year,



GUJARAT MINERAL DEVELOPMENT CORPORATION LTD.

the Company would require to expend towards CSR activities. Hence the approval of the shareholders is being sought.

None of the Directors, key managerial personnel of the company and their relatives are interested or concerned financially or otherwise in the proposed resolution.

The Board of Directors recommends passing of the resolution set out in Item No. 4 of the Notice.

Item No. 5

The Board, on the recommendation of the Audit Committee, has approved the appointment and remuneration of the Cost Auditors, M/s N.D. Birla & Co., to conduct the audit of the cost records of the Company for the financial year ending March 31, 2018 with a remuneration of Rs.1,50,000 (Including Service Tax).

In accordance with the provisions of Section 148 of the Act read with the Companies (Audit and Auditors) Rules, 2014, the remuneration payable to the Cost Auditors has to be ratified by the shareholders of the Company. Accordingly, consent of the members is sought for passing an Ordinary Resolution as set out at Item No. 5 of the Notice for ratification of the remuneration payable to the Cost Auditors for the financial year ending March 31, 2018.

None of the Directors / Key Managerial Personnel of the Company / their relatives are, in any way, concerned or interested, financially or otherwise, in the resolution set out at Item No. 5 of the Notice.

The Board recommends the Ordinary Resolution set out at Item No. 5 of the Notice for approval by the shareholders.

By Order of the Board-of-Directors

Joel Evans

Company Secretary

Date : 9th August, 2017

Place : Ahmedabad.

Registered Office :

Gujarat Mineral Development Corporation Limited

CIN NO:- L14100GJ1963SGC001206

'Khanij Bhavan', 132 Ft. Ring Road,

Nr. University Ground, Vastrapur,

Ahmedabad-380 052

NOTES:

1. The Explanatory Statement pursuant to Section 102 of the Companies Act, 2013, in respect of special business is annexed hereto.
2. A member entitled to attend and vote is entitled to appoint a proxy to attend and vote instead of himself and the proxy need not be a member. Proxies in order to be effective shall be deposited at the Registered Office of the Company, not less than 48 hours before the commencement of the meeting. Pursuant to provisions of Section 105 of the Companies Act, 2013 and rules framed there under, a person can act as a proxy on behalf of members not exceeding fifty and holding in the aggregate not more than ten percent of the total share capital of the Company carrying voting rights. A member holding more than ten percent of the total share capital of the Company carrying voting rights may appoint a single person as proxy and such person shall not act as a proxy for any other person or shareholder. Corporate Members intending to send their authorized representatives to attend the meeting are requested to send the Company, a certified copy of Board Resolution authorizing their representative(s) to attend and vote on their behalf at the meeting. The 'Members Register' and the 'Share Transfer Book' of the Company shall remain closed from Friday, 22nd September, 2017 to Friday, 29th September, 2017 (both dates inclusive).
3. The dividend declared at the Annual General Meeting will be paid on equity shares of the Company on or after 11th October 2017 to those Members holding shares in physical form and whose names appear on the Register of Members of the Company on 29th September, 2017. In respect of shares held in electronic form, the dividend will be payable to those who are the beneficial owners of shares after close of business hours on 21st September, 2017, as per details to be furnished by National Securities Depository Ltd. (NSDL) and Central Depository Services (India) Limited (CDSL).
4. Relevancy of questions and the order of speaker at the meeting will be decided by the Chairman.
5. Members are requested to give full particulars of their Bank Account details for safe payment of dividend.
6. Facility of payment of dividend through ECS / NECS is available. Those shareholders who are holding shares in electronic mode should register their ECS mandate with their respective depository participants directly. For those shareholders who are holding equity shares in physical mode, they are requested to deposit ECS mandate form with the office of the Companies Share Transfer and Registrar Agent M/s MCS STA Limited, 201, Shatdal Complex, Opp. Bata Show Room, Ahmedabad-9. ECS mandate form for physical holding is attached to this notice which may be filled up by the shareholders and sent to the Registrar and Share Transfer Agent.
7. Members are requested to notify immediately any change of address to their Depository Participants (DPs) in respect of their holdings in electronic form and to M/s. MCS STA Limited, 201, Shatdal Complex, Opp. Bata

ANNUAL REPORT 2016-2017

Show Room, Ahmedabad in respect of their physical share folios, if any.

8. Members desiring any information about accounts at the meeting are requested to write to the Company at least seven days in advance of the Annual General Meeting.
9. The Annual Report 2016-17 is being sent through electronic mode to the members whose email addresses are registered with the Company / Depository Participant(s), unless any member has requested for a physical copy of the report. For members who have not registered their email address, physical copies of the Annual Report 2016-17 are being sent by the permitted mode. The notice of the 54th AGM and instructions for e-voting, along with the Attendance Slip and Proxy form, is being sent by electronic mode to all members whose email addresses are registered with the Company / Depository Participant(s), unless member has requested for a hard copy of the same. For members who have not registered their email address, physical copies of the documents are being sent by the permitted mode.
10. With a view to using natural resources responsibly, we request shareholders to update their email address, with their Depository Participants to enable the Company to send communication.
11. The Securities and Exchange Board of India (SEBI) has mandated the submission of the Permanent Account Number (PAN) by every participant in the securities market. Members holding shares in electronic form are, therefore, requested to submit their PAN to Depository Participant(s). Members holding shares in physical form are required to submit their PAN details to the company.
12. Members / Proxies are requested to bring a copy of their Annual Report and are also requested to produce the Attendance Slip at the entrance of the Meeting Hall.
13. As per the provisions of Section 72 of the Act and Rule 19(1) of the Companies (Share Capital and Debentures) Rules, 2014, Members holding shares in physical form may file nomination in the prescribed form SH-13 with the Company's Registrar and Share Transfer Agent. In respect of shares held in demat form; the nomination form may be filed with the respective Depository Participant.
14. Pursuant to the provisions of Sections 124 & 125 of the Companies Act, 2013 read with relevant rules, dividends for the financial year ended 31st March, 2010 which had remained unclaimed for a period of seven years from the date of transfer of the same will have to be transferred to the 'Investor Education and Protection Fund' established by the Central Government. Shareholders who have not encashed the dividend warrant(s) so far for the financial year ended 31st March, 2010 or any subsequent financial years are requested to make their claim to M/s. MCS STA Limited, Ahmedabad. Shareholders are requested to note that no claims shall lie against the said Fund or the Company in respect of any amounts which were unclaimed for a period of seven years from the dates that they first became due for payment and no payment shall be made in respect of any such claims.

The due dates of transfer of unpaid/unclaimed dividend for various years are as under :-

Sr. No.	Year	Date of Declaration	Due Date of Transfer
1	2009-1010	28.09.2010	28.09.2017
2	2010-2011	30.09.2011	30.09.2018
3	2011-2012	28.09.2012	28.09.2019
4	2012-2013	27.09.2013	27.09.2020
5	2013-2014	25.09.2014	25.09.2021
6	2014-2015	29.09.2015	29.09.2022
7	2015-2016	29.09.2016	29.09.2023

Further, pursuant to the provisions of Section 124 of the Act and Investor Education and Protection Fund Authority (Accounting, Audit, Transfer and Refund) Rules, 2016 ("IEPF Rules"), all shares on which dividend has not been paid or claimed for seven consecutive years or more are required to be transferred to an IEPF suspense account. The Company has sent intimation to all such shareholders who have not claimed their dividend for seven consecutive years. All such Shareholders are requested to claim their Unclaimed Dividend expeditiously failing which their shares shall be transferred to IEPF suspense Account and no claim shall lie against the Company. The Shareholders thereafter need to claim their shares from IEPF Authority by filing E-Form-5 and by following such procedures as prescribed in the IEPF Rules (as may be amended from time to time).

15. Green Initiatives:

The Ministry of Corporate Affairs has allowed paperless compliances by companies through electronic mode by providing the same under the Companies Act, 2013 and rules framed there under. The Members can now receive various notices and documents including Annual Reports through electronic mode. Members who have not registered their e-mail address are encouraged to participate in this green initiative by registering their e-mail id for e-communication. Members holding shares in dematerialized form are requested to register / update their e-mail id for e-communication with the Depository Participants, while Members holding shares in physical form are requested to register their e-mail id by sending a request on cosec@gmdcltd.com or mcsstaahmd@gmail.com. Even after registering for e-communication, Member(s) are entitled to receive communication(s) including Annual Report in physical form, free of cost, on receipt of written request for the same. Members may also note that the Annual Report for the financial year 2016-17 together with Notice of the 54th Annual General Meeting, Attendance Slip, Proxy Form and Route Map will also be available on the website of the Company viz. www.gmdcltd.com.

16. Members/Proxies should bring the attendance slip sent herewith duly filled in & signed for attending the Meeting. The copies of the Annual Report or Attendance Slips will not be distributed at the Meeting.



17. Voting through electronic means

The instructions for members for voting electronically are as under:-

As per Sections 107 and 108 of the Companies Act, 2013, read with Companies (Management and Administration) Rules, 2014, facility is provided to the Shareholders for e-Voting through CDSL to enable them to cast their votes electronically on the resolutions mentioned in the Notice of the 54th AGM dated 9th August, 2017. The detailed process, instructions and manner for availing e-Voting facility is shown hereunder :

The Company has fixed Friday 22nd September, 2017 as a cut-off date to record the entitlement of the Shareholders to cast their votes electronically at the 54th AGM.

(A) SECTION A : E-VOTING PROCESS-SHAREHOLDERS HOLDING SHARES IN DEMAT FORM

- (i) Log on to the e-voting website www.evotingindia.com
- (ii) Click on "Shareholders" tab.
- (iii) Now, select the "GUJARAT MINERAL DEVELOPMENT CORPORATION LIMITED" from the drop down menu and click on "SUBMIT"
- (iv) Now Enter your User ID
 - a. For CDSL: 16 digits beneficiary ID,
 - b. For NSDL: 8 Character DP ID followed by 8 Digits Client ID,
 - c. Members holding shares in Physical Form should enter Folio Number registered with the Company.
- (v) Next enter the Image Verification as displayed and Click on Login.
- (vi) If you are holding shares in demat form and had logged on to www.evotingindia.com and voted on an earlier voting of any company, then your existing password is to be used.
- (vii) If you are a first time user follow the steps given below:

	For Members holding shares in Demat Form and Physical Form
PAN	Enter your 10 digit alpha-numeric *PAN issued by Income Tax Department (Applicable for both demat shareholders as well as physical shareholders).
	<ul style="list-style-type: none"> • Members who have not updated their PAN with the Company / Depository Participant are requested to use the first two letters of their name and the 8 digits of the sequence number in the PAN field. The Sequence Number is printed on address sticker. • In case the Sequence Number is less than 8 digits enter the applicable number of 0's before the number after the first two characters of the name in CAPITAL letters. Eg. If your name is Ramesh Kumar with sequence number 1 then enter RA00000001 in the PAN field.

DOB/ Dividend Bank Details#	<ul style="list-style-type: none"> • Enter the Date of Birth as recorded in your demat account or in the company records for the said demat account or folio in dd/mm/yyyy format. • Enter the Dividend Bank Details as recorded in your demat account or in the company records for the said demat account or folio. • # Please enter the DOB or Dividend Bank Details in order to login. If the details are not recorded with the depository or company please enter the number of shares held by you as on the cut off date (22nd September,
--------------------------------------	--

- (viii) After entering these details appropriately, click on "SUBMIT" tab.
- (ix) Members holding shares in physical form will then reach directly the Company selection screen. However, members holding shares in demat form will now reach 'Password Creation' menu wherein they are required to mandatorily enter their login password in the new password field. Kindly note that this password is to be also used by the demat holders for voting for resolutions of any other company on which they are eligible to vote, provided that company opts for e-voting through CDSL platform. It is strongly recommended not to share your password with any other person and take utmost care to keep your password confidential.
- (x) For Members holding shares in physical form, the details can be used only for e-voting on the resolutions contained in this Notice.
- (xi) Click on the 170825019 (EVSN) for the relevant GUJARAT MINERAL DEVELOPMENT CORPORATION LIMITED on which you choose to vote.
- (xii) On the voting page, you will see "RESOLUTION DESCRIPTION" and against the same the option "YES/NO" for voting. Select the option YES or NO as desired. The option YES implies that you assent to the Resolution and option NO implies that you dissent to the Resolution.
- (xiii) Click on the "RESOLUTIONS FILE LINK" if you wish to view the entire Resolution details.
- (xiv) After selecting the resolution you have decided to vote on, click on "SUBMIT". A confirmation box will be displayed. If you wish to confirm your vote, click on "OK", else to change your vote, click on "CANCEL" and accordingly modify your vote.
- (xv) Once you "CONFIRM" your vote on the resolution, you will not be allowed to modify your vote.
- (xvi) You can also take out print of the voting done by you by clicking on "Click here to print" option on the Voting page.
- (xvii) If Demat account holder has forgotten the changed password then Enter the User ID and the image verification code and click on Forgot Password & enter the details as prompted by the system.

(xviii) For Institutional shareholders :

- Institutional shareholders (i.e. other than Individuals, HUF, NRI etc.) are required to log on to <https://www.evotingindia.co.in> and register themselves as Corporate.
- They should submit a scanned copy of the Registration Form bearing the stamp and sign of the entity to helpdesk.evoting@cdslindia.com.
- After receiving the login details they have to create a user who would be able to link the account(s) which they wish to vote on.
- The list of accounts should be mailed to helpdesk.evoting@cdslindia.com and on approval of the accounts they would be able to cast their vote.
- They should upload a scanned copy of the Board Resolution and Power of Attorney (POA) which they have issued in favour of the Custodian, if any, in PDF format in the system for the scrutinizer to verify the same.

SECTION-B : E-VOTING PROCESS - SHAREHOLDERS HOLDING SHARES IN PHYSICAL FORM

Please follow all steps from sl. no. (i) to sl. no. (xvi) above to cast vote.

SECTION C : COMMENCEMENT OF E-VOTING PERIOD AND OTHER E-VOTING INSTRUCTIONS

1. The voting period begins on Monday, 25th September, 2017 at 9:00 AM and ends on Thursday, 28th September, 2017 at 5:00 PM During this period shareholders' of the Company, holding shares either in physical form or in dematerialized form, as on the cut-off date (22nd September, 2017), may cast their vote electronically. The e-voting module shall be disabled by CDSL for voting thereafter.
2. The voting rights of Members shall be in proportion to their shares of the paid up equity share capital of the Company as on 22nd September, 2017. (Cut off date)
3. Mr. Sandip Sheth, Practicing Company Secretary (Membership No. FCS 5467), has been appointed as the Scrutinizer to scrutinize the e-voting process (including the Ballot Form received from the Members who do not have access to the e-voting process) in a fair and transparent manner.
4. The facility for voting through ballot will also be made available at the AGM, and members attending the AGM who have not already cast their vote by remote-e-voting will be able to exercise their right at the AGM. Shareholders who have not cast their vote electronically, by remote-e-voting may only cast their vote at the AGM through ballot paper.
5. The result of voting will be announced by the Chairman of the Meeting on or after the 54th Annual General Meeting to be held on 29th September, 2017, the Friday. The result of the voting will be communicated to the Stock Exchanges and will be placed on the website of the Company www.gmdcltd.com.

6. In case you have any queries or issues regarding e-voting, you may refer the Frequently Asked Questions ("FAQs") and e-voting manual available at www.evotingindia.co.in under help section or write an email to helpdesk.evoting@cdslindia.com.
7. Institutional shareholders (i.e. members other than individuals, HUF, NRIs, etc.) are required to send scanned copy (PDF / JPG format) of the relevant Board Resolution / Authority letter, etc., together with the attested specimen signature(s) of the duly authorized signatory(ies) who is / are authorized to vote, to the scrutinizer via email at: sheth.sandip@gmail.com with a copy marked to evoting@nsdl.co.in.

Contact Details

Company Gujarat Mineral Development Corporation Limited
(A Government of Gujarat Enterprise)
CIN : L14100GJ1963SGC001206
"Khanij Bhavan", 132 Ft. Ring Road, Near University Ground, Vastrapur, Ahmedabad-52
Phone : 2791 0665 / 2791 1662 / 2791 3200 / 2791 3201
TeleFax : 079 – 2791 1151
e-mail : cosec@gmdcltd.com
website : www.gmdcltd.com

Registrar & Share Transfer Agent M/s MCS Share Transfer Agent Limited
201, Shatdal Complex, 2nd Floor,
Opp. Bata Show Room, Ashram Road,
Navrangpura
Ahmedabad-380 009
E-mail : mcsahmd@gmail.com

e-Voting Agency Central Depository Services (India) Limited
E-mail : helpdesk.evoting@cdslindia.com

Scrutinizer M/s Sandip Sheth & Associates
Practicing Company Secretary
E-mail : sheth.sandip@gmail.com



BOARD'S REPORT 2016-17

To
The Shareholders,
Gujarat Mineral Development Corporation Limited

Your Directors have pleasure in presenting 54th Board's Report along with the audited accounts of your Company for the financial year 2016-17.

1. FINANCIAL RESULTS

Our profit after tax for the year is Rs. 32422.96 lakh as against Rs. 22457.05 lakh last year.

FINANCIAL RESULTS	2016-17 Rs. in lakh	2015-16 Rs. in lakh *
Operating profit	59856.71	45023.12
Less: Interest	132.93	105.75
Profit after interest, but Before depreciation	59723.77	44917.34
Less: Depreciation	15125.75	13071.85
Profit before tax & exceptional items	44598.03	31845.49
Less: Exceptional items	0	0
Profit before tax	44598.03	31845.49
Less: Provision for tax for the year including deferred tax	12175.07	9388.44
Net profit after tax	32422.96	22457.05

* The figures of previous year have been adjusted as per the requirements of Ind.As

2. REVIEW OF THE BUSINESS OPERATIONS

2.1 LIGNITE PROJECTS:

During the year, the Company operated six lignite mines, namely, Panandhro, Mata-No-Madh, Rajpardi, Tadkeshwar, Bhavnagar and Umarsar Lignite Mines. During the year under review, 76.52 lakh tones of lignite were produced from these mines. The mine-wise production figures are as follows:

Sr. No.	Name of mine	Lignite production in lakh MT
1	Panandhro	13.36
2	Mata-No-Madh	21.83
3	Tadkeshwar	14.50
4	Rajpardi	6.84
5	Bhavnagar	5.28
6	Umarsar	14.72
Total		76.52

2.2 POWER PROJECT – NANI CHHER

During the year under review, 2 x 125 MW Akrimota Thermal Power Station is running successfully. This year the Power Plant has turned around and performed very well by producing 1392 MUs having 63.6% PLF.

2.3 WIND AND SOLAR POWER

Wind Farm Projects of 200.9 MW are situated at different locations in Gujarat and 5 MWp Solar Power Project is situated at Panandhro Lignite Project, which are running satisfactorily. The Wind Projects have achieved 25% PLF (Plant Load Factor), whereas Solar Project is running at 18% CUF (Capacity Utilization Factor). During the year under review, the Company also completed setting up of another 50 MW of wind power. With this, the total installed capacity of wind power would become 200.9 MW.

2.4 BAUXITE

During the year 2016-17, the Gadhsisa Group of bauxite mine has produced 31,219 M.T. of (+) 52% Al₂O₃ bauxite and 5,63,751 MT of (-) 52% Al₂O₃ bauxite.

During the year 2016-17, the Gadhsisa group of mines sold 748 MT of (+) 52% Al₂O₃ bauxite and 2,68,995 MT of (-) 52% Al₂O₃ bauxite along with 45,072 MT of mine dust.

2.5 MEWASA BAUXITE PROJECT, MEWASA

During the year 2016-17, Mewasa mine has produced 16,791 M.T. of (+) 52% Al₂O₃ bauxite and 94,306 MT of (-) 52% Al₂O₃ bauxite.

During the year 2016-17, Mewasa mine sold 3,440 MT of (+) 52% Al₂O₃ bauxite and 99 MT of (-) 52% Al₂O₃ bauxite.

2.6 FLUORSPAR PROJECT, KADIPANI (DIST. VADODARA)

GMDC along with M/s. Gujarat Fluoro Chemicals Limited and M/s Navin Fluorine Chemicals Limited is setting up the fluorspar beneficiation project, a single largest project of 40,000 MTPA capacity at Kadipani. Based on pilot test report, Global tender will be floated for selection of EPC contract. Valuation report for kadipani assets has been received from Ernst and Young. Based on report, land will be leased on hire basis to JV Company and asset transfer will be carried out in favour of JV Company.

2.7 MANGANESE

During the period 2016-17, Company has disposed of 4,572 MT of manganese Ore Waste dump lying at Pani Area of Panchmahal district.

During the period 2016-17, Company has disposed of 38,502 MT of manganese Ore Waste dump lying at Shivrajpur area of Baroda district.

3. DIVIDEND

Your Directors have pleasure to recommend a dividend of 150% i.e. Rs. 3 per share on equity shares. An amount of Rs. 9540 lakh on paid up equity share capital of Rs. 6,360 lakh shall be paid as dividend. The Company has a Dividend Distribution Policy which can be accessed at <http://www.gmdcltd.com/downloads/Dividend-Distribution-Policy-30082017.pdf>

4. TRANSFER OF UNCLAIMED DIVIDEND TO INVESTOR EDUCATION AND PROTECTION FUND

In terms of Section 124 of The Companies Act, 2013 and applicable provisions of Companies Act, 2013, any unclaimed dividend or unpaid Dividend relating to the financial year 2009-2010 will be transferred to the Investor Education and Protection Fund established by the Central Government on due date. Further, as per the provisions of IEPF Authority (Accounting, Audit, Transfer and Refund) Rules, 2016, the company will also transfer the shares of the shareholders who have not claimed their dividend for a consecutive seven years. The necessary approval and the authorization for this purpose have already been completed. In line with the instructions to be received from Ministry of Corporate Affairs, the company will transfer such shares to IEPF authority.

5. CONTRIBUTION TO STATE & CENTRAL EXCHEQUER:

The Company has contributed to the State Exchequer an amount of Rs. 30599.15 lakh including Royalty of Rs 5485.81 and Sales Tax of Rs.25113.34 lakh.

The Company has contributed to the Central Exchequer an amount of Rs. 7300 lakh as Income Tax, Rs. 4570.46 lakh as Central Excise & Rs. 30675.60 lakh as Clean Energy Cess.

6. SHARE CAPITAL

During the year under review the issued, subscribed and paid-up share capital remained constant at Rs. 63.60 Crore divided into 31,80,00,000 equity shares of Rs. 2 each.

7. FINANCE AND TAXATION

Income Tax assessment of the Company has been completed up to the Financial Year 2012-13 and the Sales Tax assessment has been completed up to the Financial Year 2012-13.

8. INTERNAL AUDIT

M/s G S V & Co. Chartered Accountants and M/s R S Patel & Co., Chartered Accountants are the internal auditors of the company.

9. STATUTORY AUDIT

M/s. S C Ajmera & Co., Chartered Accountants were appointed Statutory Auditors of the Company by the Comptroller & Auditor General of India for the Financial Year 2016-17.

10. AUDIT BY COMPTROLLER AND AUDIT GENERAL OF INDIA (C & AG)

Being a Government Company, the C & AG has carried out

supplementary audit of your Company pursuant to Provisions of Section 143 (6) of the Companies Act, 2013. The C & AG has not offered any adverse comment upon or supplementary to statutory audit report which has been shown Separately under the title Comments of the Comptroller and Auditor General of India

11. COST AUDIT

Shri Manish B. Analkat was appointed as Cost Auditors of the Company for the year 2015-16. The Cost Audit Report has been filed on 16/9/2016 for the Financial Year 2015-16.

12. SECRETARIAL AUDIT

Pursuant to the provisions of Section 204 of the Companies Act, 2013, the Company has appointed M/s. Arvind Gaudana & Company, Company Secretary in Practice to undertake the Secretarial Audit of the Company for the year 2016-17.

13. STATUS OF VARIOUS JOINT VENTURES

13.1 Naini Coal Company Limited

Naini Coal Block was allocated jointly to the Company and Pondicherry Industrial Promotion Development & Investment Corporation Limited (PIPDIPL) and to develop the Coal Block, Naini Coal Company Limited was incorporated as the JVC. Due to slow progress on the project because of non-receipt of PL approval from Govt. of Odisha, Ministry of Coal, Govt. of India, de-allocated the block, invoking 50% of the Bank Guarantee. The company had filed petition in the High Court of Gujarat. The Hon'ble Supreme Court of India has cancelled all the allocated coal blocks which include Naini Coal Block also. Hence this joint venture will be closed in due course. We have filed a writ petition in the Hon'ble High Court and is pending for disposal.

13.2 Gujarat Credo Mineral Industries Limited

Dry beneficiation of low grade bauxite and Zeolite manufacturing plant has been commissioned.

13.3 Alumina and Aluminium Smelter Plant

Land required for the project has been allocated by Government and part possession has been taken. Process for obtaining possession of remaining portion of land also is under progress. DPR for 0.5 Million TPA plant got prepared by NALCO and is not viable. Hence they have requested GMDC to drop the project and the same is under approval of Govt. of Gujarat.

13.4 Fluorspar Beneficiation plant

GMDC along with M/s. Gujarat Fluoro Chemicals Limited and M/s Navin Fluorine Chemicals Limited is setting up



the fluorspar beneficiation project, a single largest project of 40,000 MTPA capacity at Kadipani. Based on pilot test report, Global tender will be floated for selection of EPC contract. Valuation report for kadipani assets has received from Ernst and Young. Based on report, land will be leased on hire basis to JV Company and asset transfer will be carried out in favour of JV Company.

13.5 Aikya Chemicals Private Limited

Manganese Oxide, Manganese dioxide and Manganese Sulphate plant set by JVC has been commissioned and production will start soon. The company has invested Rs. 2.5898 crore as equity in the company during the year under report.

13.6 Bhavnagar Energy Company Limited

The Company is one of the promoters of Bhavnagar Energy Company Limited. The share of equity of GMDC in BECL is 23.36 %. BECL is setting up a 500 MW power plant at village Padva, Ta. Ghogha, Dist. Bhavnagar.

14. MATERIAL CHANGES AND COMMITMENTS IF ANY AFFECTING THE FINANCIAL POSITION OF THE COMPANY OCCURRED BETWEEN THE END OF THE FINANCIAL YEAR TO WHICH THESE FINANCIAL STATEMENTS RELATE AND THE DATE OF THE REPORT

No material changes and commitments affecting the financial position of the Company occurred between the end of the financial year to which these financial statements relate and the date of this report.

15. ENVIRONMENT PROGRAMME

Environmental Management assists in use and conservation of natural resources, protection of habitats and control of hazards, spanning the field of environmental management focuses on waste minimization and pollution prevention in line with productivity improvement.

During the year 2016-17, GMDC has planted total 1,59,000 plants saplings covering 52.13 hectares of mine lease and residential colony areas through State Forest Department, local villagers, societies and departmental labour etc. Grassland has developed in 6.2 hectares and Dump Stabilization in 0.5 Ha. of area through Geo Coir Mat. For water conservation, micro drip irrigation system has been installed in 48.12 hectares area of mine lease and residential colony.

Under statutory compliances: Monthly environmental monitoring for air, water and noise pollution is being done in house as well as through Ministry of Environment and Forests / Gujarat Pollution Control Board approved laboratory. As per the guidelines of Central pollution Control Board (CPCB), Opacity Meters have been installed in Boiler Stacks of Akrimota Thermal Power Station (ATPS). Annual Environment Audit in applicable

GMDC Projects is being done by GPCB approved Schedule I & II Auditors. Research work for Ecological restoration on burnt mine dumps at lignite project Panandhro is going on to explore best soil treatment for plantation. Post mining land use pattern for three years through Remote Sensing / GIS process has been completed for applicable projects. Wells for ground water monitoring have been constructed as per the requirement of Environment Clearance of ATPS.

For the year 2017-18, Wildlife Clearance for the removal of Manganese Waste Dumps at Shivrajpur Project has initiated.

To create environmental awareness among all employees and surrounding communities including schools, various environmental awareness programs have been conducted through celebration of World Environment Day and Van Mahotsav in various GMDC projects.

16. INDUSTRIAL RELATIONS, HEALTH AND SAFETY

The relations between the company and its employees continued to be cordial throughout the year. The company is also committed to the health and safety of not only its staff but also of the people engaged through its contractors and community living in and around its project areas. Dispensaries with qualified doctors and para-medical staff are in operation at Panandhro, Akrimota Thermal Power Plant, Rajpardi and Kadipani Projects. Mobile medical vans facilities are also operational at various projects. At every project, GMDC provides ISI & DGMS safety shoes and other safety devices and adopts best safety practices.

The Company is an **OHSAS 18000** certified company. Regular health checkup of employees engaged in Mining and Power segment including employees engaged through contractors, transporters etc. are conducted.

17. PARTICULARS OF EMPLOYEES

The Company did not have any employee who was employed throughout the financial year and in receipt of remuneration of Rs. 60 lakh or more, or employed for part of the year and in receipt of Rs. 5 lakh or more a month, under Rule 5 (2) of the Companies (Appointment and Remuneration of Managerial Personnel) Rules, 2014.

The table containing other particulars of employees in accordance with the provisions of Section 197 (1) of the Companies Act, 2013, read with Rule 5 (1) of the Companies (Appointment and Remuneration of Managerial Personnel) Rules, 2014, is appended at Annexure II to the Board's Report.

18. CONSERVATION OF ENERGY, TECHNOLOGY ABSORPTION, FOREIGN EXCHANGE EARNINGS AND OUTGO

Additional information on conservation of energy,

technology absorption, foreign exchange earnings and outgo as required by the Section 134 (3) (m) of the Companies Act, 2013 read with Rule 8 (3) of the Companies (Accounts) Rules, 2014 is annexed as Annexure III and forms part of this report.

19. STATEMENT CONCERNING DEVELOPMENT AND IMPLEMENTATION OF RISK MANAGEMENT POLICY OF THE COMPANY

Looking to the profile of GMDC, i.e., Mining and Power Operations, GMDC has inbuilt risk management practices to address various operational risks. The Company has standard operating processes for various mining operations in order to mitigate procedures and prevent risk arising out of various operations. GMDC has no external borrowings. Hence, there is no financial risk that can impact GMDC's Financial Position. GMDC primarily deals with natural resources. Hence, Policy of Government may impact GMDC's operational strategy.

GMDC's risk management process revolves around following parameters:

1. Risk Identification and Impact Assessment
2. Risk Evaluation
3. Risk Reporting and Disclosure
4. Risk Mitigation

Company has also set up a Risk Management Committee.

20. PARTICULARS OF LOANS, GUARANTEES OR INVESTMENTS MADE UNDER SECTION 186 OF THE COMPANIES ACT, 2013

There were no loans and guarantees given by the company under Section 186 of the Companies Act, 2013. During the year under review, the Company made an investment of Rs. Rs. 2.5898 crore in the equity of M/s Aikya Chemicals Pvt. Ltd.

21. PARTICULARS OF CONTRACTS OR ARRANGEMENTS MADE WITH RELATED PARTIES

During the Financial Year, the transactions entered into by the company with the related parties were in ordinary course of business at arm's length. The company has not entered into contracts / arrangements / transactions with Related Parties which could be considered material in accordance with Section 188 of the Act and the Policy of the company for Related Party Transactions. Hence, the disclosure in Form AOC 2 under Section 134 (3) of Companies Act, 2013 is not required. The Policy on Related Party Transactions may be accessed on the website of the company at

<http://www.gmdcltd.com/downloads/GMDC-POLICY-RELATED-PARTY-TRANSACTIONS-31032015.pdf>. Your attention is drawn to Note No 2.44.02 to the Financial Statement which sets out Related Party Disclosure.

22. EXPLANATION OR COMMENTS ON QUALIFICATIONS, RESERVATIONS OR ADVERSE REMARKS OR DISCLAIMERS MADE BY THE AUDITORS AND THE PRACTICING COMPANY SECRETARY IN THEIR REPORTS

There were no qualifications, reservations or adverse remarks or disclaimers made by the statutory auditors or C & AG in their report on the standalone and consolidated accounts for the year 2016-17. The C & AG has also not offered any adverse comment upon or supplement to Statutory Auditor Report. The qualifications, reservations or adverse remarks or disclaimers made by the practicing Company Secretary and explanations thereto, are given at Annexure I forming part of this report.

23. COMPANY'S POLICY RELATING TO DIRECTORS APPOINTMENT, PAYMENT OF REMUNERATION AND DISCHARGE OF THEIR DUTIES

The Company being a Government Company, the Government of Gujarat appoints its Directors, except the Independent Directors. The company does not pay any remuneration to its Directors except, the sitting fees and out of pocket expenses. The Independent Directors are appointed by the Shareholders in their General Meeting. Except the Managing Director, all the Directors of the Company are non-executive directors.

24. EXTRACTS OF ANNUAL RETURN

The extracts of Annual Return pursuant to the provisions of Section 92 read with Rule 12 of the Companies (Management and Administration) Rules, 2014 is appended in Annexure IV to this report.

25. NUMBER OF BOARD MEETINGS CONDUCTED DURING THE YEAR UNDER REVIEW

The Company had conducted 6 Board Meetings under the financial year under review.

26. DIRECTORS' RESPONSIBILITY STATEMENT

In accordance with the provisions of Section 134(5) of the Companies Act, 2013, the Board hereby submits its Responsibility Statement:-

- a. In the preparation of the annual accounts, the applicable accounting standards had been followed along with proper explanation relating to material departures;



b. The Directors have selected such accounting policies and applied them consistently and made judgments and estimates that are reasonable and prudent so as to give a true and fair view of the state of affairs of the company at the end of financial year and of the profit and loss of the company for that period;

c. The Directors had taken proper and sufficient care for the maintenance of adequate accounting records in accordance with the provisions of this Act for safeguarding the assets of the company and for preventing and detecting fraud and other irregularities;

d. The Directors had prepared the annual accounts on a going concern basis;

e. The Directors had laid down internal financial controls to be followed by the company and that such internal financial controls are adequate and were operating effectively; and

f. The Directors had devised proper systems to ensure compliance with the provisions of all applicable laws and that such systems were adequate and operating effectively.

27. DEPOSITS

The Company has neither accepted nor renewed any deposits during the year under review.

28. DECLARATION OF INDEPENDENT DIRECTORS

The Independent Directors have submitted their disclosures to the Board that they fulfill all the requirements as stipulated in Section 149(6) of the Companies Act, 2013 so as to qualify themselves to be appointed as Independent Directors under the provisions of the Companies Act, 2013 and the relevant rules.

29. DISCLOSURE OF COMPOSITION OF AUDIT COMMITTEE AND PROVIDING VIGIL MECHANISM

During the year under review, the Audit Committee consisted of the following members:

- i. Shri Bhadresh Mehta
- ii. Smt. Mona Khandhar, IAS
- iii. Shri S.B. Dangayach

The above composition of the Audit Committee consisted of two independent Directors viz., Shri Bhadresh Mehta and Shri S.B. Dangayach who form the majority. The Chairman of the Audit Committee is an Independent Director. Further after the end of the financial year, the company has expanded the composition of the audit committee and the committee now consists of the following members :

- (I) Shri Bhadresh Mehta
- (ii) Smt Mona Khandhar, IAS

(iii) Shri S B Dangayach

(iv) Shri Nitin Shukla

(v) Prof Shailesh Gandhi

The Company has established a Whistle Blower / Vigil Mechanism Policy. The Company has also provided adequate safeguards against victimization of employees and Directors who express their concerns. The Company has also provided direct access to the chairman of the Audit Committee on reporting issues concerning the interests of employees and the Company.

30. SHARES

30.1 BUY BACK OF SECURITIES

The Company has not bought back any of its securities during the year under review.

30.2 SWEAT EQUITY

The Company has not issued any Sweat Equity Shares during the year under review.

30.3 BONUS SHARES

No Bonus Shares were issued during the year under review.

30.4 EMPLOYEES STOCK OPTION PLAN

The Company has not provided any Stock Option Scheme to the employees.

31. DISCLOSURE UNDER SEXUAL HARASSMENT OF WOMEN AT WORKPLACE (PREVENTION, PROHIBITION AND REDRESSAL) Act, 2013

The Company has in place an Anti Sexual Harassment Policy in line with the requirements of The Sexual Harassment of Women at Workplace (Prevention, Prohibition and Redressal) Act, 2013. Internal Complaints Committee (ICC) has been set up to redress complaints received regarding sexual harassment. All employees (permanent, contractual, temporary, trainees) are covered under this policy.

The following is a summary of sexual harassment complaints and received and disposed off during the year 2016-17:

No. of complaints received: NIL

No. of complaints disposed of: NIL

32. CONSOLIDATED FINANCIAL STATEMENT

The Consolidated Financial Statements of the Company have been prepared in accordance with relevant Accounting Standards (AS) viz. AS 21, AS 23 and AS 27 issued by the Institute of Chartered Accountants of India form part of this Annual Report. Further, a statement containing salient features of the Financial Statement of Subsidiaries / Associate Companies / Joint Ventures in the prescribed format AOC – 1 is given at Annexure V.

33. BOARD-OF-DIRECTORS

During the year under report, Shri Arunkumar Solanki, IAS was appointed as the Managing Director. The Government of Gujarat also appointed Smt Mona Khandhar, IAS as Director vice Shri T Natrajan, IAS. The appointment of Prof Shailesh Gandhi was regularized at the 53rd AGM held during the year.

34. CORPORATE GOVERNANCE

As per requirement of SEBI (Listing Obligations & Disclosure Requirement) Regulations, 2015, and as per the new listing agreement entered into with the various Stock Exchanges, the detailed report on the Corporate Governance is given in Annexure VI.

35. MANAGEMENT DISCUSSION AND ANALYSIS

As per requirement of SEBI (Listing Obligations & Disclosure Requirement) Regulations, 2015, and as per the new listing agreement entered into with the various Stock Exchanges, Management Discussion and Analysis is given at Annexure VII and form part of this report.

36. CORPORATE SOCIAL RESPONSIBILITY (CSR) AND CSR POLICY

GMDC has been sensitive towards its Social Responsibility right from its' inception. It has adopted a business model which has an inclusive approach. The company is always keen to address needs and requirements of the community within which it operates. Your company reaches out to various segments of society, in particular, of rural community by providing them critical rural infrastructure in various sectors, such as, Water, Health, Sanitation, Education, Employment, Livelihood, Agriculture etc. These initiatives of your company attempt to take the fruits of development to those people who are not yet included in the main stream. In the year passed by, your company has embarked upon a unique initiative of e-clinic whereby the modern medical facilities will be delivered at the door step of rural masses. Apart from this your company has also enriched the libraries of schools in rural areas of the state by providing them books. Under the CSR activities Modernization of Anganwadi and making it smart Anganwadi has been taken up.

The CSR Policy of the Company is also uploaded on the website of GMDC. The CSR Policy framework of the company is available elsewhere in this annual report. A CSR Report for Fiscal 2016-17 as prescribed under Section 135 of the Companies Act, 2013 read with the Companies (Corporate Social Responsibility) Rules, 2014, forms part of this Report, and is annexed at Annexure VIII.

37. BEYOND MINING : INITIATIVES OF GMDC THROUGH VARIOUS CENTRES OF EXCELLENCE

37.1 International Centre of Excellence in Mining Safety & Automation (iCEM):

The Director has been appointed for International Centre of Excellence in Mining Safety & Automation (iCEM). The Centre has started functioning as an autonomous institution.

37.2 International Stone Research Centre (ISRC):

International Stone Research Centre (ISRC) is an initiative of Govt. of Gujarat to develop skilled human resource as Stone Artisans and development of technology for Stone Industry. The Company is reviewing the centre in consultation with Government of Gujarat.

37.3 International Centre for Entrepreneurship & Technology (icreate):

The Centre has started its operation from the new campus. It is undertaking various programmes such as Incubation, Grooming, Mentoring, Awareness Campaign, Seminars & Workshops, GMDC has nominated four representatives representing GMDC on the Board of GFEE.

38. Business Responsibility Report

As per the provisions of the Listing Regulations, Business Responsibility Report (BRR) containing initiatives taken by the Company from environmental, social and economic responsibilities of business and governance perspective is annexed herewith as Annexure - IX as part of this Annual Report.

39. ACKNOWLEDGEMENT

Your Directors are pleased to place on record their deep appreciation for the sincere services and co-operation extended by the officers, employees and workmen of the Company at all levels. They also wish to place on record their gratitude for the confidence placed in them by financial institutions and investors. Further, your Directors wish to thank various departments of the Central Government viz. the Ministry of Environment and Forest, Ministry of Coal, Ministry of Mines and various bodies of State Government of Gujarat viz. Industries & Mines Department, the Finance Department, Commissionerate of Geology and Mining and Gujarat State Pollution Control Board. The Directors also extend their heartiest thanks to the esteemed customers and shareholders of the Company for their valued co-operation.

For and on behalf of the Board-of-Directors

Arunkumar Solanki, IAS

Bhadresh Mehta

Managing Director

Independent Director

DIN : 03571453

DIN : 02625115

Date : 9th May, 2017

Place : Ahmedabad



GUJARAT MINERAL DEVELOPMENT CORPORATION LTD.

ANNEXURE : I

FORM No.MR-3

SECRETARIAL AUDIT REPORT

FOR THE FINANCIAL YEAR ENDED ON 31/03/2017

[Pursuant to Section 204(1) of the Companies Act, 2013 and

Rule 9 of the Companies (Appointment and Remuneration Personnel) Rules, 2014]

SECRETARIAL AUDIT REPORT (FOR THE FINANCIAL YEAR ENDED 31ST MARCH, 2017)

To,

The Members,

Gujarat Mineral Development Corporation Limited,

(CIN: L14100GJ1963SGC001206)

Khanij Bhavan, Near Gujarat University Ground,

132 Ft. Ring Road,

Vastrapur, Ahmedabad- 380052.

We have conducted the Secretarial Audit of the compliance of applicable statutory provisions and the adherence to good corporate practices by **Gujarat Mineral Development Corporation Limited** (hereinafter referred as the Company). Secretarial Audit was conducted in a manner that provided us a reasonable basis for evaluating the corporate conducts/statutory compliances and expressing our opinion thereon.

Based on our verification of the Company's books, papers, minutes books, forms and returns filed and other records maintained by the Company and also the information provided by the Company, its officers, agents and authorized representatives during the conduct of Secretarial Audit, we hereby report that in our opinion, the Company has, during the audit period covering the financial year ended on 31st March, 2017 ('Audit Period') complied with the statutory provisions listed hereunder and also that the Company has proper Board-processes and compliance- mechanism in place to the extent, in the manner and subject to the reporting made hereinafter:

We have examined the books, papers, minute books, forms and returns filed and other records maintained by the Company for the financial year ended on 31st March, 2017 according to the provisions of:

- (i) The Companies Act, 2013 (the Act) and the rules made thereunder;
- (ii) The Securities Contracts (Regulation) Act, 1956 ('SCRA') and the rules made thereunder;
- (iii) The Depositories Act, 1996 and the Regulations and Bye-laws framed thereunder;
- (iv) Foreign Exchange Management Act, 1999 and the rules and regulations made thereunder to the extent to foreign direct investment, overseas direct investment and external commercial borrowings;
- (v) The following Regulations and Guidelines prescribed under Securities and Exchange Board of India Act, 1992 ('SEBI Act'):-
 - (a) The Securities and Exchange Board of India (Substantial Acquisition of Shares and Takeovers) Regulations, 2011;
 - (b) The Securities and Exchange Board of India (Prohibition of Insider Trading) Regulations, 1992;
 - (c) The Securities and Exchange Board of India (Issue of Capital and Disclosure Requirements) Regulations, 2009;
 - (d) The Securities and Exchange Board of India (Employee Stock Option Scheme and Employee Stock Purchase Scheme) Guidelines, 1999 and The Securities and Exchange Board of India (Share Based Employee Benefits) Regulations, 2014;
 - (e) The Securities and Exchange Board of India (Issue and Listing of Debt Securities) Regulations, 2008;
 - (f) The Securities and Exchange Board of India (Registrar to an Issue and Share transfer Agents) Regulations, 1993 regarding the Companies Act and dealing with client;
 - (g) The Securities and Exchange Board of India (Delisting of Equity Shares) Regulation, 2009;
 - (h) The Securities and Exchange Board of India (Buy Back of Securities) Regulations, 1998;
 - (i) The Securities and Exchange Board of India (Listing Obligation and Disclosure Requirement) Regulations, 2015 w.e.f 1st December, 2015.
- (vi) Following are some other laws specifically to the Company:
 - (a) The Mines Act, 1952;
 - (b) The Mines and Minerals (Development and Regulation) Act, 1957;
 - (c) The Air (Prevention and Control of Pollution) Act, 1981;
 - (d) The Environmental (Protection) Act, 1986;
 - (e) The Environmental (Protection) Rules, 1986, amended up to 2008;
 - (f) The Hazardous Waste (Management & handling) Rules, 1989;

- (g) The Noise pollution (Regulation & Control) Rules, 2000;
- (h) The Electricity Act, 2003.
- (i) The Employees Provident Fund and Miscellaneous Provisions Act, 1952
- (j) The Payment of Gratuity Act, 1972
- (k) The Contract Labour (Regulation and Abolition) Act, 1970
- (l) Minimum Wages Act, 1948

We have also examined compliance with the applicable clauses of the following:

- (I) Secretarial Standards issued by The Institute of Company Secretaries of India.
- (ii) The Listing Agreement entered into by the Company with Stock Exchanges.

During the period under review the Company has complied with the provisions of the Act, Rules, Regulations, Guidelines, Standards etc. mentioned above.

We further report that no other specific law applicable to Company as per information provided by the Company.

We further report that the Board of Directors of the Company is duly constituted with proper balance of Executive Directors, Non-Executive Directors and Independent Directors. The Company appointed Independent Director at the Board Meeting. The change in the composition of the Board of Directors took place during the period under review were carried out in compliance with provisions of the Act. Adequate notice is given to all Directors to schedule the Board Meetings, agenda and detailed notes on agenda were sent at least seven days in advance and a system exists for seeking and obtaining further information and clarification on the agenda items before the meeting and for meaningful participation at the meeting. All the decisions were carried out unanimously and recorded as part of the minutes.

We further report that there are adequate systems and processes in the Company commensurate with the size and operation of the Company to monitor and ensure compliance with applicable laws, rules, regulations and guidelines.

For Arvind Gaudana & Company
(Company Secretaries)
CS Arvind Gaudana

FCS No: 2838, C.P. No: 2183

Place: Ahmedabad

Date: 09/05/2017

Note: This report is to be read with our letter of even date which is annexed as '**ANNEXURE A**' and Forms an integral part of this report.

ANNEXURE : A

To,

The Members,

Gujarat Mineral Development Corporation Limited,

(CIN: L14100GJ1963SGC001206)

Khanij Bhavan, Near Gujarat University Ground,

132 Ft. Ring Road,

Vastrapur, Ahmedabad 380052

Sub: Secretarial Audit Report for the F.Y 2016-17.

Our report of even date is to be read along with this letter.

1. Maintenance of Secretarial record is the responsibility of the management of the Gujarat Mineral Development Corporation Limited (hereinafter referred as the Company). Our responsibility is to express an opinion on these Secretarial records based on our audit.
2. We have followed the audit practices and processes as were appropriate to obtain reasonable assurance about the correctness of the contents of the Secretarial records. The verification was done on test basis to ensure that correct facts are reflected in secretarial records. We believe that the process and practices, we followed provide a reasonable basis for our opinion.
3. We have not verified the correctness and appropriateness of financial records and Books of Accounts of the GMDC.
4. Wherever required, we have obtained the Management representation about the compliance of laws, rules and regulations and happening of events etc.
5. The Compliance of the provisions of corporate and other applicable laws, rules, regulation, standards is the responsibility of management. Our examination was limited to the verification of records and procedure on test basis.
6. The Secretarial audit report is neither an assurance to the future viability of GMDC nor of the efficacy or effectiveness with which the management has conducted the affairs of the GMDC.

For Arvind Gaudana & Company
(Company Secretaries)
CS Arvind Gaudana

FCS No: 2838, C.P. No: 2183

Place: Ahmedabad

Date: 09/05/2017



GUJARAT MINERAL DEVELOPMENT CORPORATION LTD.

ANNEXURE : II

PARTICULARS OF EMPLOYEES

Information as per Rule 5 (1) of Chapter XIII,

Companies (Appointment and Remuneration of Managerial Personnel) Rules, 2014

GMDC is a Government Public Sector Undertaking and a Government Company within the meaning assigned to it under the Companies Act, 2013. Being a Government Company, the Company is bound to follow various orders, instructions and guidelines of Government of Gujarat. Thus, the pay structure of GMDC is adopted from the pay structure of the Government of Gujarat. The Company does not offer any ESOP or any other special recognition payment to its Directors and Key Managerial Personnel. The directors are paid only sitting fees as decided by the Government and out of pocket expenses.

Remuneration paid to Whole Time Director.

Name of the Whole Time Director	Shri Arun Kumar Solanki, IAS
Designation	Managing Director
Remuneration in FY 2016-17	Rs. 16,94,513/-
% increase in remuneration in 2017 as compared to 2016	NA
Ratio of Remuneration to Median Remuneration of Employees	2.92
Ratio of Remuneration to Revenues (FY 2015-16)	NA
Ratio of Remuneration to Revenues (FY 2016-17)	NIL

Remuneration paid to Independent Directors

Company's Independent Directors do not receive any remuneration other than the sitting fees and out of pocket expenses, which are Rs. 7500.00 and Rs. 1,000.00 respectively, per meeting of the Board and its Committees. The sittings fees and out of pocket expenses paid to the independent directors during the year are as under:

Sr No	Particulars	Shri Bhadresh Mehta	Shri Nitin Shukla	Shri S B Dangayach	Prof Shailesh Gandhi
1	Sitting Fees in FY 2016-17	90,000	37,500	22,500	30,000
2	% increase in remuneration in 2017 as compared to 2016	NA	NA	NA	NA
3	Ratio of Remuneration to Median Remuneration of Employees	NA	NA	NA	NA
4	Ratio of Remuneration to Revenues (FY 2015-16)	NA	NA	NA	NA
5	Ratio of Remuneration to Revenues (FY 2016-17)	NA	NA	NA	NA

Remuneration of the Key Managerial Personnel (KMP)

Name of the Key Managerial Personnel	Shri L Kulshrestha	Shri Joel Evans
Designation	Senior General Manager & Chief Financial Officer	Company Secretary
Remuneration in FY 2015-16	Rs. 21,83,421/-	Rs. 11,37,325/-
Remuneration in FY 2016-17	Rs. 23,59,563/-	Rs. 12,09,878/-
% increase in remuneration in 2016-17 as compared to 2015-16	8.07	6.38
Ratio of Remuneration to Median Remuneration of Employees	4.07	2.09
Ratio of Remuneration to Revenues (FY 2015-16)	Negligible	Negligible
Ratio of Remuneration to Revenues (FY 2016-17)	Negligible	Negligible

The Median Remuneration of Employees (MRE) excluding Whole-Time Director (WTD) was Rs 5,79,209.00 for financial year 2016-17.

The number of employees on the rolls of the Company as on March 31, 2017 was 1527. (Figure is inclusive of MRW, DRW, employees on contracts and Trainees).

ANNUAL REPORT 2016-2017

The revenue during FY 2016-17 was Rs. 1582 crore and net profit was Rs. 324.23 crore. The aggregate remuneration to employees excluding WTD increased by 0.98 % over the previous financial year. The aggregate increase in salary of other KMPs was 7.49% in FY 2016-17 over FY 2015-16. The increase occurred due to the in-built salary component of Dearness Allowance and Annual Increment as per the Government of Gujarat norms.

GMDC's market capitalization increased by 38.44 % to Rs. 2879.14 crore as of March 31, 2017 from Rs. 2079.72 crore as of March 31, 2016. The Price Earnings Ratio was 12.30 as of March 31, 2017 which is higher by 27% as compared to March 31, 2016. The closing price of GMDC's equity shares on the NSE and BSE as of March 31, 2017 was Rs. 122.35 and Rs. 122.75 respectively.

GMDC, being a Government Company, does not have any variable compensation policy. Moreover, it does not have any compensation through ESOP either to the Directors or to its employees.

GMDC's directors (except the Managing Director) are not paid any other remuneration such as bonus, commission etc during any financial year, except the sitting fees and out of pocket expenses. Hence, the remuneration of all the employees of GMDC will be higher than the remuneration received by the Directors. The Managing Directors receives salary as per the Government of Gujarat norms.

ANNEXURE : III

Conservation of Energy, Technology Absorption and Foreign Exchange and Outgo [Section 134 (3) (m) of The Companies Act, 2013 read with Rule 8(3) of The Companies (Accounts) Rules, 2014]

A. Conservation of Energy

1. The Steps taken or impact on conservation of energy:
GMDC has taken a policy decision to buy BEE rated equipment for conservation of energy.
2. The steps taken by the company for utilizing the alternate source of the energy.
 - i. GMDC has successfully installed Wind Power Farm with the capacity of 200 MW and Solar Power Project of 5 MWp capacity.
 - ii. By taking green initiative of wind and solar power generation, GMDC reduced 16.79 lacs tons of CO₂ due to generation of green energy
3. The capital investment of energy conservation equipments: NIL

B. Technology Absorption

- i. The efforts made towards technology absorption: - Usage of Mobile Compact substation switchyards in Mines.
- ii. The benefits derived like product improvement, cost reduction, product development or important substitution :-
No need to construct physical RCC structure
- iii. In case of imported technology (imported during the last three years reckoned from the beginning of the financial year) :NIL
- iv. The expenditure incurred on Research and Development - NIL

C. Foreign Exchange earnings and Outgo

The Foreign Exchange earned in terms of actual inflows during the year and the Foreign outgo during the year in terms of actual outflow: NIL



GUJARAT MINERAL DEVELOPMENT CORPORATION LTD.

ANNEXURE : IV

EXTRACT OF ANNUAL RETURN

(For the financial year ended on 31.03.2017)

[Pursuant to Section 92 (3) of the Companies Act, 2013 and rule 12(1) of the Company
(Management & Administration) Rules, 2014 - MGT-9]

I. REGISTRATION & OTHER DETAILS:

CIN	L14100GJ1963SGC001206
Registration Date	15.05.1963
Name of the Company	Gujarat Mineral Development Corporation Limited
Category/Sub-category of the Company	Government Company
Address of the Registered office & contact details	Khanij Bhavan, 132' Ring Road, Near University Ground, Vastrapur, Ahmedabad – 380 052 Telephone : (079) 2791 1662 / 1680 / 0665 / 2443 / 1340 /3501 / 0096 / 0465 / 3200 Fax : (079) 2791 0969 / 1454 / 3038/1151 E-mail : cosec@gmdcltd.com Website : www.gmdcltd.com
Whether listed company	Yes
Name, Address & contact details of the Registrar & Transfer Agent, if any.	M/s. MCS Share Transfer Agent Limited 201, Shatdal Complex, 2nd floor, Opp. Bata Show Room, Ashram Road, Ahmedabad – 380 009 Telephone : (079) 26582878 Fax : (079) 26581296 Email : mcsahmd@gmail.com

II. PRINCIPAL BUSINESS ACTIVITIES OF THE COMPANY :

(All the business activities contributing 10 % or more of the total turnover of the company shall be stated)

Sr. No.	Name and Description of main products / services	NIC Code of the Product/service	% to total turnover of the company
1	Lignite	270220-00	68.44
2	Electricity	-	30.10

III. PARTICULARS OF HOLDING, SUBSIDIARY AND ASSOCIATE COMPANIES -

Sr. No.	Name and Address of the Company	CIN / GLN	Holding / Subsidiary / Associate	% of Shares held	Applicable Section
1	Gujarat Foundation for Entrepreneurial Excellence (GFEE) 1st Floor, Khanij Bhavan, 132 Ft. Ring Road, Near University Ground Vastrapur, Ahmedabad-380 052	U80903GJ2011NPL066999	Associate	50	2(6)
2	Gujarat Jaypee Cement & Infrastructure Limited C/O Jayprakash Associates Ltd. J.A. House, 63 Basant Lok, Vasant Vihar New Delhi-110 057	U26943GJ2007PLC051360	Associate	26	2(6)
3	Bhavanagar Energy Company Limited Block NO.8, 3rd Floor, Udyog Bhavan Gandhinagar	U40102GJ2007SGC051396	Associate	23.36	2(6)

ANNUAL REPORT 2016-2017

4	Gujarat Credo Mineral Industries Limited TF-1, 3rd Floor "DEV" Opp. Parimal Garden, C G Road Ahmedabad-380 006	U26900GJ2012PLC069426	Associate	26	2(6)
5	Swarnim Gujarat Fluorspar Private Limited Khanij Bhavan, 132 Ft. Ring Road, Near University Ground Vastrapur, Ahmedabad-380 052	U24119GJ2012PTC070801	Associate	50	2(6)
6	Naini Coal Company Limited Khanij Bhavan, 132 Ft. Ring Road, Near University Ground Vastrapur, Ahmedabad-380 052	U10200GJ2009SGC058295	Associate	50	2(6)
7	Aikya Chemicals Private Limited 1, Chandramaninagar Vidya Vihar School Lane Off. High Tension Road, Subhanpura Vadodara-390 023	U24100GJ2011PTC068018	Associate	26	2(6)

IV. SHAREHOLDING PATTERN : (Equity Share Capital Breakup as percentage of Total Equity)

i. Category-wise Shareholding

Category of Shareholders	No. of Shares held at the beginning of the year[As on 31-March-2016]				No. of Shares held at the end of the year[As on 31-March-2017]				% Change during the year
	Demat	Physical	Total	% of Total Shares	Demat	Physical	Total	% of Total Shares	
A. Promoters									
(1) Indian									
a) Individual/ HUF	-	-	-	-	-	-	-	-	-
b) Central Govt	-	-	-	-	-	-	-	-	-
c) State Govt(s)	235320000	-	235320000	74	235320000	-	235320000	74	NIL
d) Bodies Corp.	-	-	-	-	-	-	-	-	-
e) Banks / FI	-	-	-	-	-	-	-	-	-
f) Any other	-	-	-	-	-	-	-	-	-
Total shareholding of Promoter (A)	235320000	-	235320000	74	235320000	0	235320000	74	NIL
B. Public Shareholding									
1. Institutions									
a) Mutual Funds	33431295	-	33431295	10.513	24863921	-	24863921	7.8188	-2.6942
b) Banks / FI	642845	-	642845	0.2	1917448	-	1917448	0.603	0.403
c) Central Govt	-	-	-	-	-	-	-	-	-
d) State Govt(s)	-	-	-	-	-	-	-	-	-
e) Venture Capital Funds	-	-	-	-	-	-	-	-	-
f) Insurance Companies	8542465	-	8542465	2.6863	9599423	-	9599423	3.0187	0.3324
g) FIs	7484994	1000	7485994	2.35	11222830	1000	11223830	3.5295	1.1795
h) Foreign Venture Capital Funds	-	-	-	-	-	-	-	-	-
i) Others (specify)	-	-	-	-	-	-	-	-	-
Sub-total (B)(1):-	50101599	1000	50100599	15.7556	47603622	1000	47604622	14.97	-0.7856



GUJARAT MINERAL DEVELOPMENT CORPORATION LTD.

Category of Shareholders	No. of Shares held at the beginning of the year[As on 31-March-2016]				No. of Shares held at the end of the year[As on 31-March-2017]				% Change during the year
	Demat	Physical	Total	% of Total Shares	Demat	Physical	Total	% of Total Shares	
2. Central Govt/ State Govt(s)/POI									
a) Govt.	-	-	-	-	500	-	500	0.0002	0.0002
Sub-total (B)(2):-	-	-	-	-	500	0	500	0.0002	0.0002
3. Non-Institutions									
a) Bodies Corp.	4932154	43600	4975774	1.5647	3772968	43600	3816568	1.2002	-0.3645
b) Individuals									
i) Individual shareholders holding nominal share capital upto Rs. 1 lakh	19655127	564454	20219581	6.18	25903657	549964	26453621	8.3187	2.1387
ii) Individual shareholders holding nominal share capital in excess of Rs 1 lakh	3021753	-	3021753	0.95	1401864	-	1401864	0.4408	-0.5092
c) Others (specify)									
Non Resident Indians	3096627	101500	3198127	1.01	3302595	96750	3399345	1.069	0.059
Overseas Corporate Bodies	-	-	-	-	-	-	-	-	-
Hindu Undivided Families	1158686	-	1158686	0.3644	-	-	-	-	-
Foreign Nationals	-	-	-	-	-	-	-	-	-
Clearing Members	-	-	-	-	-	-	-	-	-
Trusts	3480	-	3480	0.0011	3480	-	3480	0.0011	NIL
Foreign Bodies - D R	-	-	-	-	-	-	-	-	-
Sub-total (B)(3):-	31304249	709554	32013807	10.07	34384564	690314	35074878	11.0298	0.9598
Total Public Shareholding (B)=(B)(1)+(B)(2)+(B)(3)	81968446	711554	82680000	26	81988686	691314	82680000	26	-
C. Shares held by Custodian for GDRs & ADRs	-	-	-	-	-	-	-	-	-
Grand Total (A+B+C)	317289446	710554	318000000	100	317308686	691314	318000000	100	-

ANNUAL REPORT 2016-2017

ii. Shareholding of Promoters-

Sr. No.	Shareholder's Name	Shareholding at the beginning of the year			Shareholding at the end of the year			% change in shareholding during the year
		No. of Shares	% of total Shares of the company	% of Shares Pledged / encumbered to total shares	No. of Shares	% of total Shares of the company	% of Shares Pledged / encumbered to total shares	
1	H.E. The Government of Gujarat	235320000	74	NIL	235320000	74	NIL	NIL

iii. Change in Promoters' Shareholding (please specify, if there is no change)

Sr. No.	Particulars	Shareholding at the beginning of the year		Cumulative Shareholding during the year	
		No. of Shares	% of total Shares of the company	No. of Shares	% of total Shares of the company
	At the beginning of the year	There is no Change.			
	Date wise Increase / Decrease in Promoters Shareholding during the year specifying the reasons for increase / decrease (e.g. allotment / transfer / bonus/ sweat equity etc.):				
	At the end of the year				

vi. Shareholding pattern of ten shareholders: (Other than Directors, Promoters and Holders of GDRs and ADRS)

Sr. No.	For Each of the Top 10 Shareholders	Shareholding at the beginning of the year		Cumulative Shareholding during the year	
		No. of Shares	% of total Shares of the company	No. of Shares	% of total Shares of the company
1	FRANKLIN INDIA SMALLER COMPANIES FUND Opening Balance (as on 1.4.2016) Transactions (Purchase / sale) from April 1, 2016 upto March 31, 2017 Closing Balance (as on 1.4.2017)	1365533 7962556 9328089	 2.933	 9328089	 2.933
2	ICICI PRUDENTIAL DYNAMIC PLAN Opening Balance (as on 1.4.2016) Transactions (Purchase / sale) from April 1, 2016 upto March 31, 2017 Closing Balance (as on 1.4.2017)	6153226 146244 6006982	 1.889	 6006982	 1.889
3	LIFE INSURANCE CORPORATION OF INDIA Opening Balance (as on 1.4.2016) Transactions (Purchase / sale) from April 1, 2016 upto March 31, 2017 Closing Balance (as on 1.4.2017)	5174139 NIL 5174139	 1.627	 5174139	 1.627
4	UTI –MID CAP FUND Opening Balance (as on 1.4.2016) Transactions (Purchase / sale) from April 1, 2016 upto March 31, 2017 Closing Balance (as on 1.4.2017)	1564444 641686 2206130	 0.694	 2206130	 0.694
5	ICICI PRUDENTIAL INFRASTRUCTURE FUND Opening Balance (as on 1.4.2016) Transactions (Purchase / sale) from April 1, 2016 upto March 31, 2017 Closing Balance (as on 1.4.2017)	1775000 NIL 1775000	 0.558	 1775000	 0.558



GUJARAT MINERAL DEVELOPMENT CORPORATION LTD.

Sr. No.	For Each of the Top 10 Shareholders	Shareholding at the beginning of the year		Cumulative Shareholding during the year	
		No. of Shares	% of total Shares of the company	No. of Shares	% of total Shares of the company
6	NATIONAL INSURANCE COMPANY LIMITED Opening Balance (as on 1.4.2016) Transactions (Purchase / sale) from April 1, 2016 upto March 31, 2017 Closing Balance (as on 1.4.2017)	1740000 NIL 1740000	0.547	1740000	0.547
7	DR. Sanjeev Arora Opening Balance (as on 1.4.2016) Transactions (Purchase / sale) from April 1, 2016 upto March 31, 2017 Closing Balance (as on 1.4.2017)	1701672 NIL 1701672	0.535	1701672	0.535
8	DIMENSIONAL EMERGING MARKET VALUE FUND Opening Balance (as on 1.4.2016) Transactions (Purchase / sale) from April 1, 2016 upto March 31, 2017 Closing Balance (as on 1.4.2017)	1393052 NIL 1393052	0.438	1393052	0.438
9	LAKSHMI CAPITAL INVESTMENTS LIMITED Opening Balance (as on 1.4.2016) Transactions (Purchase / sale) from April 1, 2016 upto March 31, 2017 Closing Balance (as on 1.4.2017)	NIL 1377244 1377244	0.433	1377244	0.433
10	UTI - INFRASTRUCTURE FUND Opening Balance (as on 1.4.2016) Transactions (Purchase / sale) from April 1, 2016 upto March 31, 2017 Closing Balance (as on 1.4.2017)	1630644 270644 1360000	0.428	1360000	0.428

v. Shareholding of Directors and Key Managerial Personnel:

Sr. No.	Shareholding of each Directors and each Key Managerial Personnel	Shareholding at the beginning of the year		Cumulative Shareholding during the year	
		No. of Shares	% of total Shares of the company	No. of Shares	% of total Shares of the company
	At the beginning of the year				
	Date wise Increase / Decrease in Directors and key managerial personnel Shareholding during the year specifying the reasons for increase / decrease (e.g. allotment/transfer / bonus/ sweat equity etc.):	NIL	NIL	NIL	NIL
	At the end of the year				

ANNUAL REPORT 2016-2017

V. INDEBTEDNESS -

Indebtedness of the Company including interest outstanding/accrued but not due for payment.

	Secured Loans excluding deposits	Unsecured Loans	Deposits	Total Indebtedness
Indebtedness at the beginning of the financial year				
i) Principal Amount				
ii) Interest due but not paid	NIL	NIL	NIL	NIL
iii) Interest accrued but not due				
Total (i+ii+iii)				
Change in Indebtedness during the financial year				
* Addition	NIL	NIL	NIL	NIL
* Reduction				
Net Change				
Indebtedness at the end of the financial year				
i) Principal Amount				
ii) Interest due but not paid	NIL	NIL	NIL	NIL
iii) Interest accrued but not due				
Total (i+ii+iii)	NIL	NIL	NIL	NIL

VI. REMUNERATION OF DIRECTORS AND KEY MANAGERIAL PERSONNEL-

A. Remuneration to Managing Director, Whole-time Directors and/or Manager:

(Amount in Rs.)

SN.	Particulars of Remuneration	Shri Arun Kumar Solanki, IAS	Total Amount
1	Gross salary		
	(a) Salary as per provisions contained in section 17(1) of the Income-tax Act, 1961	16,94,513/-	16,94,513/-
	(b) Value of perquisites u/s 17(2) Income-tax Act, 1961	NIL	NIL
	(c) Profits in lieu of salary under section 17(3) Income- tax Act, 1961	NIL	NIL
2	Stock Option	NIL	NIL
3	Sweat Equity	NIL	NIL
4	Commission - as % of profit - others, specify...	NIL	NIL
5	Others, please specify	NIL	NIL
	Total (A)	16,94,513/-	16,94,513/-
	Ceiling as per the Act	60,00,000.00	60,00,000.00



GUJARAT MINERAL DEVELOPMENT CORPORATION LTD.

B. Remuneration to other directors :

(Amount in Rs.)

SN.	Particulars of Remuneration	Name of Directors				Total Amount
		Shri Bhadresh Mehta	Shri S.B. Dangayach	Shri Nitin Shukla	Prof Shailesh Gandhi	
1	Independent Directors					
	Fee for attending board/committee meetings	90,000/-	22,500/-	37,500/-	30,000/-	1,80,000/-
	Commission	NIL	NIL	NIL	NIL	NIL
	Others, please specify	NIL	NIL	NIL	NIL	NIL
	Total (1)	90,000/-	22,500/-	37,500/-	30,000/-	1,80,000/-
2	Other Non-Executive Directors					
	Fee for attending board/committee meetings	NIL	NIL	NIL	NIL	NIL
	Commission	NIL	NIL	NIL	NIL	NIL
	Others, please specify	NIL	NIL	NIL	NIL	NIL
	Total (2)	NIL	NIL	NIL	NIL	NIL
	Total (B)=(1+2)	90,000/-	22,500/-	37,500/-	30,000/-	1,80,000/-
	Total Managerial Remuneration	90,000/-	22,500/-	37,500/-	30,000/-	1,80,000/-
	Overall Ceiling as per the Act	-	-	-	-	-

C. Remuneration to Key Managerial Personnel Other than MD / Manager / WTD

(Amount in Rs.)

SN	Particulars of Remuneration	Key Managerial Personnel			Total
		CEO/MD	CS	CFO	
1	Gross salary				
	(a) Salary as per provisions contained in section 17(1) of the Income-tax Act, 1961	16,94,513/-	1209878/-	2359563/-	52,63,954/-
	(b) Value of perquisites u/s 17(2) Income-tax Act, 1961	NA	NA	NA	NA
	(c) Profits in lieu of salary under section 17(3) Income-tax Act, 1961	NA	NA	NA	NA
2	Stock Option	NA	NIL	NIL	NIL
3	Sweat Equity	NA	NIL	NIL	NIL
4	Commission				
	- as % of profit	NA	NIL	NIL	NIL
	others, specify...	NA	NA	NA	NA
5	Others, please specify	NA	NA	NA	NA
	Total	16,94,513/-	1209878/-	2359563/-	52,63,954/-

ANNUAL REPORT 2016-2017

VII. PENALTIES / PUNISHMENT/ COMPOUNDING OF OFFENCES: NIL

Type	Section of the Companies Act	Brief Description	Details of Penalty / Punishment/ Compounding fees imposed	Authority [RD / NCLT/ COURT]	Appeal made, if any (give Details)
A. COMPANY					
Penalty Punishment Compounding	NA	NA	NA	NA	NA
B. DIRECTORS					
Penalty Punishment Compounding	NA	NA	NA	NA	NA
C. OTHER OFFICERS IN DEFAULT					
Penalty Punishment Compounding	NA	NA	NA	NA	NA



GUJARAT MINERAL DEVELOPMENT CORPORATION LTD.

ANNEXURE: V

CONSOLIDATED FINANCIAL STATEMENT (AOC-I)

Form AOC – 1

(Pursuant to First Proviso to sub-section (3) of section 129 read with rule 5 of the Companies (Accounts) Rules, 2014)

PART "A" : SUBSIDIARIES

Statement containing salient features of the Financial Statement of Subsidiaries / Associate Companies / Joint Ventures

(Information in respect of each subsidiary to be presented with amounts in)

1	Sr. No.	
2	Name of the Subsidiary	Not Applicable
3	Reporting period for which the subsidiary concerned, if different from the holding company's reporting period	Not Applicable
4	Reporting currency and Exchange Rate as on the last date of the relevant Financial Year in the case of foreign subsidiaries	Not Applicable
5	Share Capital	-
6	Reserve & Surplus	-
7	Total Assets	-
8	Total Liabilities (Excluding Shareholders Fund)	-
9	Investments	-
10	Turnover	-
11	Profit before taxation	-
12	Provision for taxation	-
13	Profit after taxation	-
14	Proposed Dividend	-
15	% of Shareholding	-

ANNUAL REPORT 2016-2017

PART "B" : ASSOCIATES AND JOINT VENTURES

Statement pursuant to Section 129 (3) of the Companies Act, 2013 related to
Associate Companies and Joint Ventures

Name of Associates / Joint Ventures	Swarnim Gujarat Fluorspar Pvt. Ltd. (Audited)	Gujarat Foundation for Entrepreneurial Excellence	Gujarat Jaypee Cement Infrastructure Ltd.	Gujarat Credo Mineral Industries Ltd.	Bhavnagar Energy Co. Ltd.	Aikya Chemicals Pvt. Ltd.	Naini Coal Company Ltd.
1. Latest Audited/un-audited Balance Sheet Date	31.03.2017	31.03.2017	31.03.2017	31.03.2017	31.03.2017	31.03.2017	31.03.2017
2. Shares of Associate / Joint Ventures held by the Company on the year end							
No	25,000	50,000	1,90,840	4,94,000	19,76,50,000	25,89,800	2,497
Amount of Investment in Associate/Joint Ventures (in ₹)	2,50,000	5,00,000	19,08,400	4,94,00,000	197,65,00,000	1,29,87,000	2,49,700
Extend of Holding %	1.14%	50%	26%	26%	23.36%	26%	50%
3. Description of how there is significant Influence	The Corporation has control of the composition of the Board of Directors in Swarnim Gujarat Fluorspar Pvt. Ltd.						
4. Reason why the Associates / Joint Venture is not consolidated	N.A.	N.A.	N.A.	N.A.	N.A.	N.A.	N.A.
5. Networth attributed to shareholding as per latest audited / unaudited Balance Sheet (₹ in Lakh)	1.81	-	11.24	735.01	19499.79	239.43	10.57
6. Profit / Loss for the Year attributed to shareholding (₹ in Lakh)	(0.11)	-	(0.11)	(31.60)	-	(18.41)	1.10
I. Considered in Consolidation	Yes	Yes	Yes	Yes	Yes	Yes	Yes
II. Not Considered in Consolidation	-	-	-	-	-	-	-



GUJARAT MINERAL DEVELOPMENT CORPORATION LTD.

ANNEXURE: VI

REPORT ON CORPORATE GOVERNANCE

(Pursuant to Securities and Exchange Board of India (Listing Obligations and Disclosure Requirements) Regulations, 2015 [hereinafter referred to as "Listing Regulations" or "LODR"])

Company's philosophy on Code of Governance

GMDC is committed to good governance practices across all the fields where it operates. Being a Government Public Sector Undertaking, GMDC envisages the attainment of the high standards of corporate governance by timely disclosures, transparent accounting policies, responsibility and fairness. The Company is consciously adopting the practices that are transparent and effective. It is its corporate philosophy that good corporate governance practices ultimately results in the enhancement of value for all the stakeholders, be they shareholders, Government, society or business community at large. Its endeavour is to maximize the long term value of the shareholders of the Company.

BOARD-OF-DIRECTORS

Composition

The composition of the Board with reference to the number of Executive, Non-Executive directors and Woman Directors, meets the requirement of Code of Corporate Governance. The Company has an optimum combination of Non-Executive Directors with independent Directors.

The strength of the Board comprised of seven Directors as on 31st March, 2017. The Board members consist of persons with professional expertise and experience in various fields of Finance, Accounts, Management, Law, Labour Welfare etc. Further, being a State Government Public Sector Undertaking, majority Directors are IAS Officers who have possessed professional expertise and are appointed by the Government of Gujarat.

Category and Designation of Directors:

Sr. No.	Name of Director	Category	Designation	No. of Directorship in other Companies (Excluding Pvt. Limited Companies)	No. of specified Committees (Other than (GMDC) in which chairman / Member	
					Chairman	Member
1	Shri Arvind Agarwal, IAS (upto 21.06.2016)	NED/PD	Chairman & Managing Director	6	--	-
2	Shri Arvind Agarwal, IAS (upto 12.08.2016)	NED/PD	Chairman	-	-	-
3	Shri P. K. Taneja, IAS (upto 28.2.2017)	NED/PD	Chairman	-	-	-
4	Shri Arunkumar Solanki, IAS (from 22.06.2016)	ED/ PD	Managing Director	6	-	-
5	Shri T. Natarajan, IAS (upto 14.07.2016)	NED/ PD	Director	9	-	-
6	Smt. Mona Khandhar, IAS (from 15.07.2016)	NED/PD	Director	6	-	-
7	Smt. Sonal Mishra, IAS	NED/PD	Director	1	-	-
8	Shri Bhadresh Mehta	NED/ID	Director	1	-	-
9	Shri S. B. Dangayach	NED/ID	Director	6	-	1
10	Shri Nitin Shukla	NED/ID	Director	0	-	-
11	Prof. Shailesh Gandhi	NED/ID	Director	0	-	-

Notes:

1. None of the Directors is related to any other Director.
2. None of the Directors has any business relationship with the Company.

ANNUAL REPORT 2016-2017

3. None of the Directors received any loans and advances from the Company during the year.
4. Outside directorship do not include alternate directorship, directorship of Private Ltd. Companies, Section 25 Company and of Companies incorporated outside India. The Number of outside Committee position held includes Audit Committee and Investor Grievance Committee only.
5. PD-Promotor Director, NED-Non-Executive Director, ED-Executive Director, ID-Independent Director

All the Directors play an active and important role by participating in deliberations at the Board/Committee Meetings.

The Board met 6 times during the year i.e. on 5th April, 2016, 26th May, 2016, 24th June, 2016, 29th August, 2016, 13th December, 2016 & 7th February, 2017. The attendance of each Director at the Board Meetings held during the year and at the last Annual General Meeting held on 29th September, 2016 is as under :

Sr. No.	Name of the Directors	Meeting held during the tenure of Directors	No. of meetings attended	Attendance at the last AGM
1	Shri Arvind Agarwal, IAS (upto 12.08.2016)	3	3	No
2	Shri P. K. Taneja, IAS	2	2	NA
3	Shri Arunkumar Solanki, IAS (from 22.06.2016)	3	3	Yes
5	Shri T. Natarajan, IAS (upto 14.07.2016)	3	1	NA
6	Smt. Mona Khandhar, IAS (from 15.07.2016)	3	1	No
7	Smt. Sonal Mishra, IAS	6	5	Yes
8	Shri Bhadresh Mehta	6	6	Yes
9	Shri S. B. Dangayach	6	3	Yes
10	Shri Nitin Shukla	6	5	Yes
11	Prof. Shailesh Gandhi	6	4	No

Board's Procedure

Apart from the matters which are to be decided by the Board as per relevant statutes and rules, all major decisions involving large capital expenditure, award of major contracts, mobilization of resources, pricing policies, loans and investments, policy relating to all borrowings and personnel matters including Employees' compensation etc., are decided by the Board.

Shareholding of Non-Executive Director

As on 31st March, 2017, no shares of the Company were held by any Non-Executive Directors.

Performance Evaluation of Independent Directors

The Company has appointed the requisite number of independent directors for a period of five years. Hence, during the period under review, the need for evaluation of performance of independent directors has not yet arisen.

Separate Meetings of the Independent Directors

The Independent Directors held a Meeting on 01st March, 2017 without the attendance of Non-Independent Directors and Members of Management. All the Independent Directors were present at such meeting and at the Meeting they have:

- i. reviewed the performance of non-independent directors and the Board as a whole;
- ii. reviewed the performance of the Chairperson of the Company, taking into account the views of Executive Directors and Non-Executive Directors;



GUJARAT MINERAL DEVELOPMENT CORPORATION LTD.

- iii. assessed the quality, quantity and timeliness of flow of information between the Company Management and the Board that is necessary for the Board to effectively and reasonably perform their duties.

The Independent Directors holds a unanimous opinion that the Non-Independent Directors including the Managing Director bring to the Board constructive knowledge in their respective field. All the Directors effectively participate and interact in the Meeting. The Chairman has good experience, knowledge and understanding of the Board's functioning. The information flow between the Company's Management and the Board is satisfactory.

Familiarization Programme for Independent Directors

The familiarization programme was organized for Independent Directors on 1st March, 2017.

COMMITTEES OF THE BOARD

The Board has constituted the Audit Committee, Stakeholders Relationship Committee, Nomination & Remuneration Committee, CSR Committee and Risk Management Committee as required to be constituted under the provisions of Companies Act, 2013 and Listing Regulations. Apart from abovementioned committees the Board of Directors has also constituted a Tender Committee.

Audit Committee

The Audit Committee of the Company comprises of following three non-executive directors out of which two are Independent Directors as on 31st March, 2017.

1. Shri Bhadresh Mehta Non-Executive Director/Independent Director
2. Smt. Mona Khandhar, IAS Non-Executive Director/Promoter Director
3. Shri S B Dandayach Non-Executive Director / Independent Director

The Audit Committee is chaired by an independent director. The Audit Committee met four times during the Financial Year 2016-17 to discuss *inter alia* the Auditor's Report, adequacy of internal control / internal audit system and functions, to review the unaudited quarterly financial results etc. on 25th May, 2016, 26th August, 2016, 13th December, 2016 & 7th February, 2017. The number of meetings of Audit Committee and attendance of members at these meetings during the year are stated as under:

Sr. No.	Name of the Directors	Meeting held during tenure	Attended	Position held in committee
1.	Shri Bhadresh Mehta	4	4	Chairman
2.	Shri T Natrajan, IAS (upto 14.7.2016)	1	1	Member
3.	Smt. Mona Khandhar, IAS	3	2	Member
4.	Shri S B Dangayach	4	1	Member

Mr. Joel Evans, Company Secretary, acts as the Secretary to the Audit Committee.

The Chairman of the Audit Committee was present at 53rd Annual General Meeting of the Company held on 29th September, 2016, to answer shareholders queries.

Terms of Reference of the Audit Committee

The terms of reference of Audit Committee is governed by the provisions of Section 177 of the Companies Act, 2013 and rules framed thereunder and as per the Listing Regulations. The terms of reference, *inter alia*, include oversight of the Company's financial reporting process, review of annual financial statements, quarterly financial statements, internal control systems, internal audit reports etc.

Nomination and Remuneration Committee

As per the provision of Section 178 (1) of The Companies Act, 2013 read with Provisions of Listing Regulations, the company has constituted Nomination and Remuneration Committee comprising of following three Non-Executive Directors, out of which two are Independent Directors and the Chairman of the Committee is Independent Director. The committee has the role of prescribed to them as provided under the Companies Act, 2013 and Listing Regulations. The Company is a State Government company. Its directors do not draw any remuneration from the company except payment of sitting fees

ANNUAL REPORT 2016-2017

and out of pocket expenses. Moreover, as per the policy of the Company, the salary and wages of Senior Management and Key Managerial Personnel as well as that of Executive Supervisors and Workmen are fixed in line with the pay structure of Government of Gujarat, duly approved by the Government of Gujarat.

The Nomination and Remuneration Committee of the Company comprises of following three non-executive directors out of which two are Independent Directors as on 31st March, 2017.

1. Shri Bhadresh Mehta Non-Executive Director/Independent Director (Chairman)
2. Smt. Mona Khandhar, IAS Non-Executive Director Promoter/ Director (Member)
3. Shri Nitin Shukla Non-Executive Director/Independent Director (Member)

Mr. Joel Evans, Company Secretary of the Company acts as the Secretary to the Nomination and Remuneration Committee.

The Details of Sitting Fees paid to the Directors for the year 2016-17 are mentioned hereunder along with their shareholding in the Company.

Sr. No.	Name of the Directors	Remuneration paid (Rs.)	Sitting fees (Rs.)	No. of Shares held
1	Shri Arvind Agarwal, IAS (upto 12.08.2016)	-		NIL
2	Shri P. K. Taneja, IAS (upto 28.02.2017)	-	15,000/-*	NIL
3	Shri Arunkumar Solanki, IAS (from 22.06.2016)	-	-	NIL
4	Shri T. Natarajan, IAS (upto 14.07.2016)	-	7,500/-*	NIL
5	Smt. Mona Khandhar, IAS (from 15.07.2016)	-	15,000/-*	NIL
6	Smt. Sonal Mishra, IAS	-	37,500/-*	NIL
7	Shri Bhadresh Mehta	-	90,000/-	NIL
8	Shri S. B. Dangayach	-	22,500/-	NIL
9	Shri Nitin Shukla	-	37,500/-	NIL
10	Prof. Shailesh Gandhi	-	30,000/-	NIL

* Paid into Government Treasury

The terms of reference of the Nomination and Remuneration Committee have been formulated in line with the requirement of Section 178 of the Companies Act, 2013 and rules framed thereunder and as per Listing Regulations.

During the period under review, no meeting of the Nomination and Remuneration Committee was held.

Risk Management Committee

As provided under Listing Regulations, the company has constituted Risk Management Committee consisting of the following Directors as the members as on 31st March, 2017:

Sr. No.	Name of the Director	Category
1	Shri Arunkumar Solanki, IAS	Chairman
2	Shri Nitin Shukla	Member
3	Shri S.B. Dangayach	Member

The role of Risk Management Committee is as provided under the said Listing Regulations.

Stakeholders Relationship Committee

The Company has constituted a "Stakeholders Relationship Committee". This Committee looks into the redressal of



GUJARAT MINERAL DEVELOPMENT CORPORATION LTD.

shareholders'/investors' grievances, if any, regarding transfer / transmission / demat of shares, loss of Share Certificates, Non-receipt of Annual Report, Dividend Warrants, Re-payment of principal and/or interest on fixed deposits etc., During the year, complaints received from the shareholders have been resolved to date. The Company has no transfer pending at the close of the Financial Year.

The composition of the Committee during the year under review was as under as on 31st March, 2017:

- | | |
|--------------------------------|----------|
| 1. Shri Bhadresh Mehta | Chairman |
| 2. Shri Arunkumar Solanki, IAS | Member |
| 3. Smt. Mona Khandhar, IAS | Member |

The details of the complaints received, solved, pending etc., are as under:

Period	Complaints Received	Complaints Redressed
01-04-2016 to 30-06-2016	0	0
01-07-2016 to 30-09-2016	0	0
01-10-2016 to 31-12-2016	0	0
01-01-2017 to 31-03-2017	0	0
Total	0	0

The Company Secretary acts as Secretary of the "Stakeholders Relationship Committee"

Compliance Officer:

Mr. Joel Evans, Company Secretary, who is the Compliance Officer, can be contacted at:-
Gujarat Mineral Development Corporation Limited

Reg. Office:Khanij Bhavan, 132 ft Ring Road, Nr. University Ground, Vastrapur, Ahmedabad 380 052.

Tel: +91 27913200

Fax: +91 27911151

Email: cosec@gmdcltd.com

The Company has entered into a comprehensive agreement with M/s. MCS STA Limited, Ahmedabad to act as the Share Transfer Agent and the Depository Registrar (STA & DR) to attend to transfers/ transmission requests and co-ordinate with the Depositories and Depository Participants.

As per the Listing Agreement, the Company Secretary is appointed as the Compliance Officer and the activities of the Share Transfer Agent are under the supervision of the Compliance Officer.

Corporate Social Responsibility Committee (CSR Committee)

The Corporate Social Responsibility Committee (**CSR Committee**) of the Company comprises of following three executive/ non-executive directors out of which one Director is Independent Director, as on 31st March, 2017.

- | | |
|--------------------------------|---|
| 1. Shri Arunkumar Solanki, IAS | Non-Executive Director/Chairman |
| 2. Smt. Mona Khandhar, IAS | Non-Executive Director Promoter/Director |
| 3. Shri Bhadresh Mehta | Non-Executive Director/Independent Director |

The Committee is preliminary responsible for formulating and recommending to the Board of Directors a Corporate Social Responsibility (CSR) Policy and monitoring the same from time to time, amount of expenditure to be incurred on the activities pertaining to CSR and monitoring CSR activities.

The Company has formulated CSR Policy and the same is available at the website of the Company at http://www.gmdcltd.com/downloads/csr_policy.pdf

ANNUAL REPORT 2016-2017

General Body Meetings

- (a) The last three Annual General Meetings of the Company were held at Ahmedabad at the time, dates and venue mentioned below :

Year	Date	Time	Venue
2013-14	25.09.2014	11.00 AM	Registered Office of the Company, at Khanij Bhavan, 132' Ring Road, Near University Ground, Vastrapur, Ahmedabad – 380 052
2014-15	29.09.2015	11.00 AM	
2015-16	29.09.2016	11:00 AM	

No Extra Ordinary General Meeting was held during any of the last three financial years. No special resolution was passed in the previous 3 (Three) Annual General Meetings.

- (b) No special resolution was put through postal ballot in the previous financial year.
(c) No special resolution proposed to be put though postal ballot this year.

Disclosures:

- (a) The Company has no materially significant related party transaction, i.e. transactions that may have potential conflicts with the interest of the Company at large, with its promoters, the Directors or the management, their subsidiaries or relatives etc.
For details, about other related parties transactions see Note No.2.3 of Notes on Financial Statements.
Related Party Transaction Policy has been formulated in order to regulate the transactions between Company and Related Parties. The Related Party Transaction Policy is available at the website of the Company at <http://www.gmdcltd.com/downloads/GMDC-POLICY-RELATED-PARTY-TRANSACTIONS-31032015.pdf>.
- (b) There were no instances of non-compliance by the Company or penalties imposed on the Company by the Stock Exchange/(s) or SEBI or any statutory authority, of any nature related to Capital Markets during the last three years.
- (c) In the preparation of financial statements, there is no treatment different from that prescribed in accounting standards.
- (d) The company has integrated approach to manage the risk inherent in the various aspects of business.
- (e) Pursuant to the provisions of Regulation 17 (8) of the Listing Regulations, the Managing Director and the Chief Financial Officer have issued a certificate to the Board of Directors for the financial year ended on 31st March, 2017.
- (f) The Company is in preparation of financial statements has followed the treatment laid down in the Accounting standards prescribed by the Institute of Chartered Accountants of India. There are no audit qualifications in the Company's financial statements for the period under review.

Code of Conduct

The Board of Directors of the Company has approved and adopted a Code of Conduct for the Directors as well as Senior Management of the company. It has also been placed on company's website at www.gmdcltd.com.

All the Board Members and Senior Management Personnel have affirmed compliance with the Code of Conduct during 2016-17. A declaration by the Managing Director to this effect is provided at Annexure A which forms part of the company's Annual Report 2016-17.

Means of Communication:

The Company communicates with the shareholders at large through its Annual Report, publication of quarterly financial results in newspapers and through its website. Further, the financial results of the Company as published in the Financial Daily newspapers are also displayed in the Company's website www.gmdcltd.com for the information of shareholders and investors.



GUJARAT MINERAL DEVELOPMENT CORPORATION LTD.

Type of Result	Date on which published	Daily News Paper (English)	Daily News Paper (Gujarati)
Quarterly of 30 th June, 2016	31.08.2016	Financial Express	Financial Express
Quarterly of 30 th September, 2016	14.12.2017	Economic Times (A'bad Edition)	Economic Times (A'bad Edition)
Quarterly of 31 st December, 2016	09.02.2017	Financial Express	Financial Express
Annual as on 31 st March, 2017	10.05.2017	Financial Express	Financial Express

The Annual Report, Quarterly Results, Quarterly Corporate Governance Report and Shareholding Pattern of the Company are filed with the Stock Exchanges within the prescribed time.

General Shareholder Information	: AGM Date, day, time and venue
Date of AGM	: 29 th September, 2017
Day	: Friday
Time	: 11.00 AM
Venue	: Registered Office of the Company Khanij Bhavan 132 Ft. Ring Road Near University Ground Vastrapur, Ahmedabad – 380 052

Financial Calendar (tentative)

Period	Tentative Schedule
1 st quarter results ending 30 th June	Within 45 days of end of the quarter
2 nd quarter results ending 30 th September	Within 45 days of end of the quarter
3 rd quarter results ending 31 st December	Within 45 days of end of the quarter
4 th quarter results ending 31 st March	Within 60 days of the end of the year in case of Audited Results.

Date of 'Book Closure'

The Register-of-Members and the Share Transfer Register of the Company would remain closed from 22nd September, 2017 to 29th September, 2017 (both days inclusive) for the purpose of ascertaining the list of shareholders entitled for the dividend, if any, declared at the ensuing Annual General Meeting and approved by the shareholders.

Dividend payment date

The dividend if declared at the Annual General Meeting and approved by the shareholders would be paid to the Shareholders within 30 days from the date of declaration.

Listing of shares

The equity shares of the company are listed on the Bombay Stock Exchange Ltd. and National Stock Exchange of India Ltd. The Listing Fee has been paid to NSE and BSE up to the year 2016-17.

NAME OF THE STOCK EXCHANGE	STOCK CODE
National Stock Exchange of India Ltd.,	GMDCLTD
The Stock Exchange, Mumbai	532181

ANNUAL REPORT 2016-2017

Listing Agreement

Pursuant to the requirement of SEBI (LODR) Regulations, 2015, the Company has entered into a Uniform Listing Agreement with BSE Ltd and NSE Ltd.

Stock Market Data

The high, low market price during each month in last financial year as quoted in the National Stock Exchange was as under:

Month	National Stock Exchange			CNX NIFTY
	High	Low	Closing*	Closing *
April, 2016	74.00	63.60	69.35	7849.80
May, 2016	72.90	64.90	66.10	8160.10
June, 2016	79.80	65.25	78.85	8287.75
July, 2016	84.60	76.55	79.35	8638.50
August, 2016	100.50	79.80	96.85	8786.20
September, 2016	97.35	76.70	84.15	8611.15
October, 2016	114.80	85.00	113.25	8625.70
November, 2016	119.25	91.00	106.30	8224.50
December, 2016	107.55	89.05	91.50	8185.80
January, 2017	122.90	91.75	116.80	8561.30
February, 2017	122.80	110.00	119.50	8879.60
March, 2017	126.25	112.30	122.35	9173.75

*at the end of the month

Registrar and Share Transfer Agent (For physical & Demat)

M/s. MCS STA Limited
201, Shatdal Complex, 1st floor,
Opp: Bata Show Room,
Ashram Road,
Ahmedabad – 380 009
Tel. 26580461-62-63 Fax – 079 26581296
Email: mcsahd@gmail.com

Share Transfer System

In compliance with Listing Regulations, the Company has also delegated the powers of share transfer to the company's Registrar and Share Transfer Agent. All the transfers received are processed by the Company's Share Transfer Agent and a fortnightly report is submitted to the company which is periodically placed before the Board of Directors of the Company.

A qualified Practicing Company Secretary carried out a Reconciliation of Share Capital Audit to reconcile the total admitted capital with NSDL and CDSL and the total issued and listed capital. The audit confirms that the total issued/paid up capital is in agreement with the aggregate of the total number of shares in physical form and the total number of shares in dematerialized form (held with NSDL and CDSL). Pursuant to Clause 47(c) of the Listing Agreement with the stock exchanges (for half year ended on 30th September, 2016) and Regulation 40(9) of SEBI (Listing Obligations and Disclosure Requirements) Regulations, 2015 (for half year ended on 31st March, 2017), certificates, on half-yearly basis have been issued by a Company Secretary-in-Practice for due compliance of share transfer formalities by the Company.

Report on Corporate Governance:

The Company regularly submits to the Stock Exchanges, within the prescribed period, quarterly reports on Corporate Governance.



GUJARAT MINERAL DEVELOPMENT CORPORATION LTD.

Shareholding Pattern

The pattern of equity shareholding of the Company as on 31st March, 2017 was as under:

Category	No. of Shares	% to total
Govt. of Gujarat	23,53,20,000	74.00%
Mutual Funds	2,48,63,921	7.80%
Financial Institutions/Banks	19,17,448	0.603%
Insurance Companies, Foreign Institutional Investors, Bodies Corporate	2,08,23,253	6.55%
Individuals, HUFs, NRIs	3,50,75,378	11%
Total.....	31,80,00,000	100%

Distribution of Shareholding as on 31st March, 2017

Shareholding of nominal value of		Shareholders		No. of Shares
Rs.	Rs.	Number of Share-holders	Number of shares held	% to total
(1)	(2)	(2)	(4)	(3)
Upto - 500		55139	7432173	2.33
501 - 1000		4427	3703775	1.16
1001 - 2000		2123	3353006	1.05
2001 - 3000		687	1806347	0.56
3001 - 4000		348	1268235	0.39
4001 - 5000		331	1579770	0.49
5001 - 10000		472	3521211	1.10
10001 - 50000		311	6612812	2.08
50001 - 100000		52	3704322	1.16
100001 and above		53	285018349	89.62
Total...		63943	318000000	100.00

Dematerialization of Shares

Consequent upon the compulsory demat of the equity shares of the Company as notified by SEBI, as on 31.03.2017 about 99.78 % of the equity capital offered to the public is in Demat Form. The equity shares of the promoters are also in Demat Form.

Particulars	No. of Equity Shares	% to Share Capital
NSDL	73032381	22.9662
CDSL	244276305	76.8164
Physical (Public)	691314	0.2174
TOTAL	318000000	100.00

ANNUAL REPORT 2016-2017

Outstanding GDRs/ADRs/Warrants or any convertible instruments, conversion date and likely impact on equity:
The Company has not issued any of these instruments.

PLANT LOCATIONS:

Lignite Projects	Panandhro	(Dist. Kutch)
	Umarsar	(Dist.Kutch)
	Rajpardi	(Dist. Bharuch)
	Mata-no-Madh	(Dist. Kutch)
	Tadkeshwar	(Dist. Surat)
	Surkha	(Dist. Bhavnagar)
Fluorspar Project	Kadipani	(Dist. Vadodara)
Multi Metal Project	Ambaji	(Dist. Banaskantha)
Bauxite Projects	Bhatia	(Dist. Jamnagar)
	Gadhsisa	(Dist. Kutch)
Manganese Project	Shivrajpur	(Dist. Panchmahal)
Power Project	Nani Chher	(Dist. Kutch)
Wind Power	Maliya	(Dist. Rajkot)
	Godsar	(Dist. Porbandar)
	Jodiya	(Dist. Jamnagar)
	Bada	(Dist. Kutch)
	Varvala	(Dist. Jamnagar)
	Bhanvad	(Dist. Jamnagar)
Solar Project	Panandhro	(Dist. Kutch)

Address for correspondence:

Shareholders correspondence may be addressed to the Company Secretary and sent to the Registered Office of the Company at the following address:

Gujarat Mineral Development Corporation Limited
'Khanij Bhavan'

132 Ft. Ring Road, Near University Ground, Vastrapur
Ahmedabad – 380 052

Telephone : (079) 2791 1662 / 1680 / 0665 / 2443 / 1340 / 3501 / 0096 / 0465 / 3200

Fax : (079) 2791 0969 / 1454 / 3038/1151

E-mail : cosec@gmdcltd.com

Website : www.gmdcltd.com

CEO / CFO Certificate

Chief Executive Officer and Chief Financial Officer have issued necessary certificate pursuant to the provisions of Listing Regulations and the same is annexed at Annexure B and forms part of this Annual Report.

Compliance Certificate

A certificate from the Practicing Company Secretary is annexed at Annexure C to the Corporate Governance Report and forms part of the Annual Report.

Vigil Mechanism / Whistle Blower Policy

The Company has a Vigil Mechanism/Whistle Blower Policy to deal with instances of fraud and mismanagement if any. The Company being the Government Company is already covered under the government vigil mechanism. The company ensures that strict confidentiality is maintained while dealing with the concerned. It also ensures that no discrimination is meted out to any person for genially raised concern. The Vigil Mechanism is administered through the HR Department of the company. The policy also has a provision of protection against victimization against Whistle Blower and the policy also provide for direct access to the Chairman of the Audit Committee. The policy is available on the website of the Company, www.gmdcltd.com.



GUJARAT MINERAL DEVELOPMENT CORPORATION LTD.

Subsidiary Companies

The Company does not have any material subsidiary whose net worth exceeds 20% of the consolidated net worth. In Holding Company immediately preceding accounting year or has generated 20% of the consolidated income of the company during the previous financial year. Accordingly a policy on material subsidiary has not been formulated.

ANNEXURE A

Declaration regarding compliance of code of conduct by Directors and Senior Management Personnel of the Company.

The company has adopted Code of Conduct for Directors and Senior Management Personnel as per the provisions of Listing Regulations relating to Corporate Governance.

The Directors and Senior Management have affirmed compliance with the said Code during the financial year 2016-17.

Date: 9.5.2017
Place: Ahmedabad

For Gujarat Mineral Development Corporation Ltd.
Arunkumar Solanki, IAS
Managing Director
DIN : 03571453

ANNEXURE B

CERTIFICATE BY CEO AND CFO FOR ANNUAL ACCOUNTS 2016-17

- A. We have reviewed financial statements and the cash flow statement for the year and that to the best of our knowledge and belief:
- (1) these statements do not contain any materially untrue statement or omit any material fact or contain statements that might be misleading;
 - (2) these statements together present a true and fair view of the listed entity's affairs and are in compliance with existing accounting standards, applicable laws and regulations.
- B. There are, to the best of our knowledge and belief, no transactions entered into by the listed entity during the year which are fraudulent, illegal or violative of the listed entity's code of conduct.
- C. We accept responsibility for establishing and maintaining internal controls for financial reporting and that we have evaluated the effectiveness of internal control systems of the listed entity pertaining to financial reporting and we have disclosed to the auditors and the audit committee, deficiencies in the design or operation of such internal controls, if any, of which we are aware and the steps we have taken or propose to take to rectify these deficiencies.
- D. We have indicated to the auditors and the Audit committee
- (1) significant changes in internal control over financial reporting during the year;
 - (2) significant changes in accounting policies during the year and that the same have been disclosed in the notes to the financial statements; and
 - (3) instances of significant fraud of which we have become aware and the involvement therein, if any, of the management or an employee having a significant role in the listed entity's internal control system over financial reporting.

L. Kulshrestha
Senior General Manager & CFO

Arunkumar Solanki, IAS
Managing Director
DIN : 03571453

ANNEXURE C

CIN: - L14100GJ1963SGC001206

Nominal Capital: - ₹ 1,500,000,000/-
Paid-up Capital: - ₹ 636,000,000/-

CORPORATE GOVERNANCE COMPLIANCE CERTIFICATE

To,
The Members,
Gujarat Mineral Development Corporation Limited
Khanij Bhavan, 132 Ft. Ring Road,
Near University Ground, Vastrapur,
Ahmedabad – 380 052

We have examined all relevant records of **Gujarat Mineral Development Corporation Limited** for the purpose of certifying compliance of conditions of Corporate Governance, para C of Schedule V read with Regulation 34(3) of Chapter IV of SEBI (Listing Obligations And Disclosure Requirements) Regulations, 2015, for the financial year ended on 31st March, 2017. We have obtained all the information and explanations, which to the best of our knowledge and belief were necessary for the purpose of certification.

The compliance of the conditions of Corporate Governance is the responsibility of the management. Our examination was limited to the procedure and implementation thereof, adopted by the Company for ensuring the compliance of the conditions of the Corporate Governance. It is neither an audit nor an expression of opinion on the financial statements of the Company. This certificate is neither an assurance as to the future viability of the company nor of the efficacy or effectiveness with which the management has conducted the affairs of the Company.

On the basis of our examination of the records produced, explanation and information furnished, we certify that the Company has complied with all the mandatory conditions of the para C of Schedule V read with Regulation 34(3) of Chapter IV of SEBI (Listing Obligations And Disclosure Requirements) Regulations, 2015.

Sandip Sheth & Associates
Practicing Company Secretaries
Sandip Sheth
Partner
FCS: 5467
CP No.: 4354

Place: Ahmedabad
Date: 9th May, 2017



ANNEXURE : VII

MANAGEMENT DISCUSSIONS AND ANALYSIS

Global Mining Scenario

In 2016, metals prices surged by 10 percent in the fourth quarter, the third consecutive quarterly gain. However, average annual metal prices were 6 percent less than 2015, the lowest level in eleven years. Prices of most metals were driven higher by strong demand—led by credit stimulus in China—as well as supply constraints and falling stocks. Prices also received a boost following the U.S. election on expectations of higher infrastructure investment and increased optimism for the global economy. Strong investor demand in China in November also pushed metal prices upward. Prices fell late in the year, as the rally appeared to advance ahead of market fundamentals, but rebounded in early January.

Markets continue to rebalance due to slowing investment, mine closures, environment constraints, and policy developments, particularly in Indonesia (ore export ban), the Philippines (environmental review), and China (closure of older, inefficient capacity). Global supplies continue to expand from earlier investment and high prices, which are relieving pressures on companies to reduce marginal supply. Policy efforts by China to boost commodity-intensive infrastructure and construction sectors were a key driver of demand last year. China's share of world metal consumption surpassed 50 percent in 2015, and the country accounted for the bulk of global growth in the past 15 years. China's transition to a consumption-led economy, along with industrial reform and environmental concerns, is expected to slow growth in demand for raw materials.

Upside risks to prices include stronger global demand, slower ramp-up of new capacity, tighter environmental constraints, and policy action that limits supply. Downside risks include slower demand in China and higher-than-expected production, including the restarting of idled capacity.

(Source: A World Bank Quarterly Report, Commodity Markets Outlook, January 2017)

Indian Economy & Mining Sector Perspective

As per the second advanced estimates released by Central Statistical Office (CSO) in February, 2017 the estimated growth in Gross Domestic Product (GDP) stood at 7.1 % during 2016-17 as compared to the growth rate of 7.9 % in 2015-16. GDP for third quarter of 2016-17 at basic prices grew at 7% which was marginally lower than growth logged in the second quarter of the fiscal year. Mining Sector Contribution to GDP in India stood USD 21.86 Billion in 2016.

(Source: M&M Monthly - A Newsletter from Ministry of Mines for the month of February 2017)

FDI upto 100% is allowed in exploration, mining, minerals processing and metallurgy under the automatic route for all non-fuel and non-atomic minerals including diamonds and precious stones. During April 2000 – March 2016, cumulative FDI inflows into the metals and mining sector stood at USD 11.91 billion. The sector accounted for 4.13 per cent of total cumulative FDI inflows during the period April 2000 – March 2016

(Source: Metal and Mining Report, September 2016, Indian Brand Equity Foundation)

The growth in the Gross Value Added (GVA) at basic prices for 2016-17 from 'mining and quarrying' sector stands 1.3% as compared to growth of 12.3% in 2015-16. IIP mining grew by 0.9% in April-December, 2016-17 as against 2.3% in April-December, 2015-16. However, GDP estimates for third quarter of FY2016-17 shows that mining and quarrying sector registered a growth of 7.5% in third quarter as against (-) 1.3% growth in Q2.

India is the third largest producer of coal. Coal production stood at 639 million tonnes in FY16. India has the fifth-largest coal estimated reserves in the world at 60.6 billion tonnes in FY16 and with 1,878 operational mines in FY16.

ANNUAL REPORT 2016-2017

The Lignite reserves in the country have been estimated at around 44.59 billion tonnes by Geological Survey of India (01.04.2016). The major deposits are located in the State of Tamilnadu followed by Rajasthan, Gujarat, Kerala, West Bengal, Jammu and Kashmir and Union Territory of Puducherry. (Source: Annual Report 2016-17, Ministry of Coal)

According to Ministry of Mines, India has the seventh-largest bauxite reserves which were around 593 million tonnes in FY15. Aluminium production is estimated to be 4.7 million tonnes per annum during 2012–17 while the aluminium production is expected to increase by 6% in FY16 from FY15. India has vast mineral potential with mining leases granted for longer durations of 20 to 30 years

(Source: Metal and Mining Report, September 2016, Indian Brand Equity Foundation)

Growth in production for all minerals having significant weightage in MCDR minerals (metallic and non-metallic) from April-January, 2016-17 is 9.04 percent. The real contributor to this growth has been chromite (18.03%), Iron ore (26.6%) and manganese ore. (11.62 %) in the metallic segment and Limestone (3.16%) and Magnesite (24.36%) in the non-metallic segment. After consecutive decline in the value of production in the past one year, in January, 2017 the value of production has registered a positive growth of 10.55 % due to rise in price of minerals & metals.

(Source: M&M Monthly - A News letter from Ministry of Mines for the month of February 2017)

India is the world's second-largest producer of cement accounting for about 8 % of the total global production; the sector's strong expansion over the past decade has been a key contributor to rising coal demand. Cement production is expected to increase at a CAGR of 10.05% over FY08–2020(F). Production is expected to reach 407 million tonnes by FY17, as per the 12th Five-Year Plan. Cement demand is likely to increase to 550-660 MTPA in 2020. So far 21 blocks of Limestone have been auctioned in the States of Andhra Pradesh, Chhattisgarh, Jharkhand, Karnataka, Madhya Pradesh, Odisha and Rajasthan. The total estimated value of mineral resources auctioned so far is INR 93,130 crore. Due to adoption of transparent regime of auction the estimated additional revenue which will accrue to the state government over the lease period of mining block is INR 57,534 crore.

(Source: Metal and Mining Report, September 2016, Indian Brand Equity Foundation)

(Source: M&M Monthly - A Newsletter from Ministry of Mines for the month of February 2017)

Industry Structure and Development

The country is endowed with huge resources of many metallic and non-metallic minerals. Mining sector is an important segment of the Indian economy. Since independence, there has been a pronounced growth in the mineral production both in terms of quantity and value. India produces as many as 95 minerals, which includes 4 fuel, 10 metallic, 23 non-metallic, 3 atomic and 55 minor minerals (including building and other materials).

The total value of mineral production (excluding atomic minerals) during 2016-17 was at INR 2,57,882 crore, which shows a decrease of about 6.78% over that of the previous year. During 2016-17, value for fuel minerals account for INR 1,78,953 crore or 69.39%, metallic minerals, INR 29,163 crore or 11.31% of the total value and non-metallic minerals including minor minerals INR 49,767 crore or 19.30% of the total value.

In FY16, India had 1,878 operative mines – excluding mining areas for minor minerals, crude petroleum, natural gas and atomic minerals. Much of the above growth in the industry's value can be attributed to higher prices given that production volume growth was relatively lower at 3.2% (total production stood at 716.3 million metric tonnes) During 2011-15, value of ore and mineral imports into India witnessed growth at a CAGR of 4.6 per cent. In FY16, India's iron ore imports declined by 60% with the considerate improvement in the domestic production market.

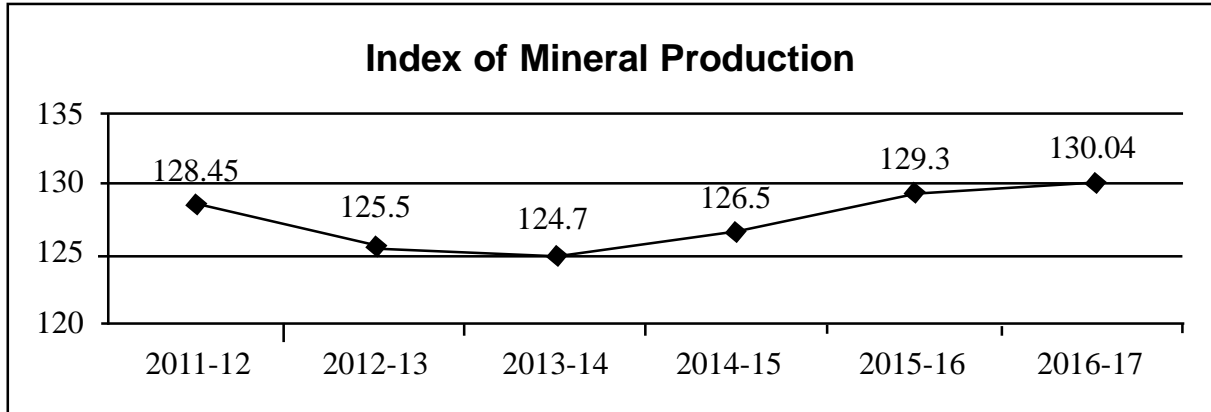
(Source: Metal and Mining Report, September 2016, Indian Brand Equity Foundation)



GUJARAT MINERAL DEVELOPMENT CORPORATION LTD.

Index of Mineral Production (Base 2004-05=100)

The index of mineral production (base 2004-05) has increased from 129.3 in 2015-16 to 130.04 in 2016-17 showing positive growth of 0.6%.



Source: Annual Report: 2016-17, Ministry of Mines

Lignite Production in FY 2016-17

Sr. No.	Company Name	Production in FY 2016-17 (in Lakh MT)
1	Neyveli Lignite Corporation Limited (NLC)	276*
2	Gujarat Mineral Development Corporation Ltd (GMDC)	76.51
3	Rajasthan State Mines and Minerals Limited (RSMML)	5.49

Strong Policy Support Gives Metal and Mining Sector a Boost

- The MMDR Act of 1957, witnessed amendments in 2015 for the promotion and development of the mining industry in India, that includes making auctions the sole method for the allotment of mineral concessions and mandating the establishment of District Mineral Foundation (DMF)
- FDI of up to 100 per cent is permitted under the Automatic Route to explore and exploit all non-fuel and non-atomic minerals and process all metals as well as for metallurgy
- FDI caps for coal and lignite has been increased to 100 per cent under the automatic route
- Government of India is encouraging private ownership for steel operations and other high priority industry
- Profits of companies producing specified metals are given tax concession under the Income Tax Act
- Low custom duty on the capital equipment used for minerals
- Companies who do mining in backward districts are eligible for complete tax holiday for a period of 5 years from the commencement of production and 30% tax holiday for 5 years thereafter

- Government of India significantly reduced the duty payable on finished steel products and has streamlined the associated approval process

Growth Drivers for Mining Sector

- Rise in infrastructure development and automotive production driving growth in the sector
- Power and Cement industries also aiding growth in the metals and mining sector
- Demand for iron and steel is set to continue, given the strong growth expectations for the residential and commercial building industry
- India holds a fair advantage in cost of production and conversion costs in steel and alumina
- It's strategic location enables convenient exports to developed as well as the fast developing Asian markets
- There is significant scope for new mining capacities in iron ore, bauxite, and coal
- In 2014, untapped mineral reserves in India are to the tune of 80 billion tonnes
- Considerable opportunities for future discoveries of sub-surface deposits
- The Ministry of Steel aims to increase the steel production capacity to 142.3 million tonnes by the end of 2017 indicating new opportunities in the sector
- Mining lease granted for a long duration of minimum 20 years and up to 30 years
- Approval of MMDR Bill (2011) to provide better legislative environment for investment and technology
- Under the Union Budget 2016-17, the Government changed customs and excise duty on certain mineral fuels & mineral oils

(Source: Metal and Mining Report, September 2016, Indian Brand Equity Foundation)

Performance of GMDC (FY 16-17)

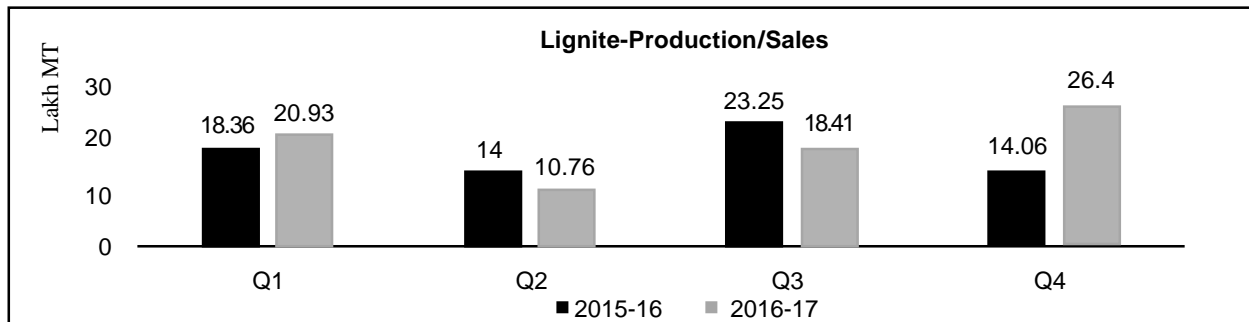
A. Product wise performance

a. Lignite:

Lignite mining continues to be the main operation of the company. GMDC currently has 6 operational Lignite mines with annual production capacity of 88 Lac Tonne per Annum (LTPA). The mines are located in Kutch, South Gujarat and Bhavnagar region. Lignite operations accounted for 71% of the total revenue. and 66% of the Profit before Tax in FY 16-17.

GMDC's six active lignite mines together produced 76.51 lakh Metric Tonnes of lignite during the FY 2016-17.

Lignite sale of GMDC has increased by nearly 10% in FY-2016-17 compared to FY-2015-16

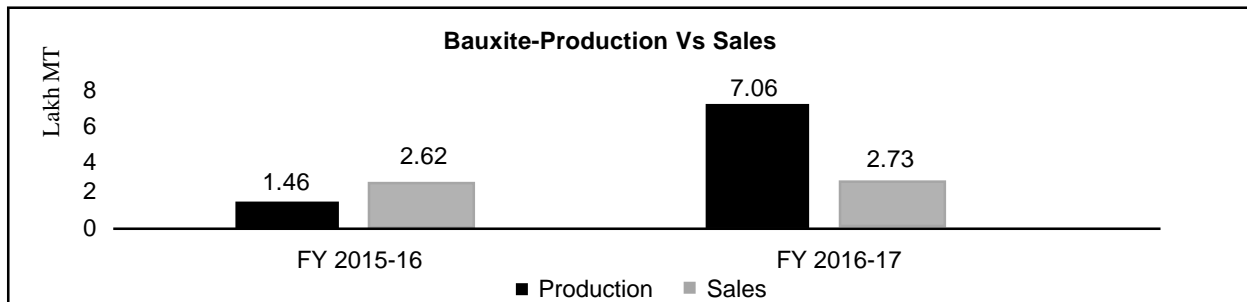




GUJARAT MINERAL DEVELOPMENT CORPORATION LTD.

b. Bauxite

Other than Lignite, GMDC is also operating Bauxite mines in Gujarat. The operations are located in districts of Kutch as well as Devbhoomi Dwarka. The Bauxite deposits of Gujarat are clustered deposits with numerous pocket deposits present in near-by vicinity. GMDC is currently mining nine Bauxite deposits, of which eight are in Kutch and one is in Devbhoomi Dwarka. In FY 2016-17 GMDC has produced 5.94 lakh metric tonnes Bauxite from its seven operating mines (Gadhsisa Group of Bauxite Mines) in Dist. Kutch and has produced 1.11 lakh metric tonnes Bauxite from its Mevasa Bauxite Mines in Dist. Devbhoomi Dwarka .



GMDCs production capacity of Bauxite is likely to be stable in coming years. GMDC envisages to cater the needs of major value addition plants of mineral in the state.

c. Power

GMDC power division consists of ATPS Thermal Power Plant, Wind Power Plants and Solar Power Plants. A total 1785 Millions Units of power was produced in the FY 2016-17, an increment of 5% than previous financial year.

Akrimota Thermal Power Plant: The Generation as well as PLF of ATPS for 2016-17 is 1392.89 millions units and 63.60% PLF respectively. The performance of plant is slightly lower compared to last financial year due to coal minimum by SLDC. The availability of plant is highest during last three years. For improvement of plant performance, GMDC has proposed necessary steps to improve plant performance including PLF & Generation during 2017-18.

Wind Power: The PLF of wind projects has increased from 24.44% to 31.00% in the FY 2016-17 in comparison to FY 2015-16 of 150.9 MW wind power projects installed by Suzlon. In FY 2016-17 50 MW has been commissioned in September 2016 by INOX and up to December 2016 it was under stabilization period. The generation of 50 MW wind project is 38 MUs up to 31st March 2017.

Solar Power: The generation of solar power has marginally come down in the FY 2016-17. Lowering down of Actual Capacity Utilisation Factor (CUF) is mainly attributed to deterioration of solar cells with time which lowers the efficiency and hence generation. The total generation in 2016-17 is 7.78 MUs and 17.76% PLF.

d. Exploration Activities

GMDC continuously undertakes exploration activities within Gujarat for establishment of mineral reserves. These activities are aimed at serving two purposes. First, exploration is undertaken in working mines of GMDC to confirm the stratigraphy of the proposed mining area and to know the nature and behaviour of lignite and associated minerals and quantum of reserves in the area to be mined in near future. Second, exploration activities are undertaken to establish mineral reserves within the allotted lignite blocks to GMDC by Ministry of Coal. The company has established 18 million tonnes of additional Lignite reserve in Mata-no- Madh area of Gujarat along with 1500 million tones of limestone resources in Lakhpat block in Kutch. Currently exploration work are under progress in Panandhro extension, Bharkhandam and Ghala lignite blocks in Kutch and Surat district respectively.

GMDC undertakes exploration activities through tendering process. GMDC also has in-house team of experts which oversees the exploration activities as well as validates the findings of these activities.

GMDC adopts satellite imagery and GIS technology for DGPS survey, Geological mapping & Geo-physical surveys. Mineral analysis by NABL approved laboratory & preparation of exploration report along with data evaluation through Data-Mine software is being carried out by GMDC.

ANNUAL REPORT 2016-2017

B. Financial performance

The company's profit has increased by 44% from Rs 224.57 Crore to Rs 324.23 Crore over the past year. Total market capitalisation of the company stands out at Rs. 3903 Crore as on 31st March 2017.

(Rs. in lakh)

Particulars	2014-2015	2015-2016	2016-2017
Turnover	1,47,314	1,21,533	1,58,235
PBT	63,587	31,845	44,598
PAT	50,032	22,457	32,422
Dividend (%)	150	150	150

Opportunities and Threats for GMDC:

Opportunities

- As six mining leases are reserved by central government to GMDC, it will boost the Lignite Production which will help in increasing revenue of GMDC.
- There are large amount of reserves of Limestone at our upcoming Lakhpat Punrajpur Mining Lease area as well as existing Panandhro Mine. GMDC is counting on these reserves and approaching various cement companies from India as well as abroad for setting Cement Plant where GMDC will be a long term Limestone supplier.
- As the market of overburden minerals like Silica Sand, Ball Clay & Bentonite is increasing, entering into the beneficiation industry of these overburden minerals will have a larger scope in terms of revenue, customer base and market share. GMDC is planning to enter into this beneficiation Industries by the way of long term supplies of respective minerals.

Threats

- Imported Coal
- Shifting technology from Coal/Lignite to alternate fuels like Natural Gas, FO, etc
- Land acquisition

Outlook

GMDC's measured drive is outlined by extension of activities on three facades, namely, venturing into exploration activities; increasing the geographical reach within Gujarat, and diversifying operations in sectors such as renewable power generation and other minerals. The future outlook of GMDC may include the following :

- To identify and reserve new lignite leases within Gujarat
- To establish itself as a nodal agency for exploration in scientific manner within Gujarat as well as India
- To venture into renewable power generation options in its mined out area as reclamation of exhausted projects need to be carried out
- To promote training and development in the mining sector to cater the need of skilled manpower in the sector

Risks and Concerns

Various activities undertaken to achieve the goals make the Company susceptible to various risks. It has to be recognized that risks are not merely the hazards to be avoided but in many cases offer opportunities which create value ultimately leading to enhancement of shareholders' wealth, and ensuring sustainability of operations.

Mining companies are required to ensure restoration of mined areas, and that some of the revenue/costs of the mining go towards strengthening of environmental resources and ecosystem resilience in adjoining areas. GMDC is actively undertaking activities to ensure sustainable development. Increasing environmental concerns will lead to higher costs. Land acquisition is also a challenge for GMDC as the new legal framework for land acquisition would result in higher land cost.



GUJARAT MINERAL DEVELOPMENT CORPORATION LTD.

Internal Control and its adequacy

GMDC has put in place all the necessary internal controls adequately. The company has an in-house Internal Audit Department and internal check procedures on the purchase of items such as stores, chemicals, machinery. Similar checks and procedures are also devised for sale of goods. The company has appointed Internal Auditors for various Projects and Head Office, who are required to submit periodical reports to the top management. The company also avails services of professional and Chartered Accountants for physical verification of assets.

Human Resource and Industrial Relations

During the year under review there was no material development in human resource and industrial relations. The Company had harmonious relations between management and the employees. As on 31st March, 2017, the Company had 1527 employees.

Cautionary Statement

Statements in the Management Discussion and Analysis, describing the Company's objectives, projections and estimates, contain words or phrases such as will, aim, believe, expect, intend, estimate, plan, objective, contemplate, project and similar expressions or variations of such expressions, are forward-looking and progressive within the meaning of applicable laws and regulations. Actual results may vary materially from those expressed or implied by the forward looking statements due to risks or uncertainties associated therewith depending upon economic conditions, Government policies and other incidental factors. Readers are cautioned not to place undue reliance on these forward looking statements.

ANNEXURE : VIII

ANNUAL REPORT ON CSR ACTIVITIES

1. Brief Outline:

The company's policy for Corporate Social Responsibility is to "Continually endeavor to improve quality of life significantly in project affected areas and surrounding area by focusing on areas like livelihood promotions, basic infrastructure development, education, sports, health & sanitation, safe drinking water, employment by skill development and training, women empowerment, girl child education, incubation of future entrepreneurs, rural development projects and also caring for socially and economically backward groups.

Also for environment, ensuring environment sustainability, ecological balance, protection of flora and fauna, animal welfare, agro-forestry, conservation of natural resources and maintaining quality of soil, air and water."

2. The Composition of the Corporate Social Responsibility Committee:

- i. Shri Arunkumar Solanki, IAS , MD - Chairman
- ii. Shri Mona Khandhar IAS, Director - Member
- iii. Shri Bhadresh Mehta, Independent Director - Member

3. Average Net Profit of the Company for last three Financial Year:

Rs.532.67 crore

4. CSR Expenditure: Rs. 10.67 crore

5. Details of CSR Spent during the Financial Year:

- i. Total amount to be spent for the Financial Year: Rs. 10.65 crore
- ii. Amount unspent, if any: NIL
- iii. Manner in which the amount spent during the financial year is detailed below:

(Rs. in Lakh)

Sr No.	CSR Project or Activity Identified	Sector in which the project cost is covered	Projects or programs (1) Local area or other (2) Specify the state and district where projects or programs were undertaken	Amount outlay (Budget) project or programs wise	Amount spent on the projects or programs subheads : (1) Direct expenditure on projects or programs (2) overheads	Cumulative expenditure upto the reporting period	Amount spent Director or through implementing Agency*
1	Providing Water Cooler, Drinking Water facility through our tanker to near villages, Widening & Deepening of Check Dam, Borewell in villages & Micro Irrigation Program in Core Zone villages	Water	ATPS, Panandhro, Bhavnagar, Rajparadi, Umarsar, Mata No Madh	236.40	61.01	410.24	Directly through GMDC & GGRC



GUJARAT MINERAL DEVELOPMENT CORPORATION LTD.

(Rs. in Lakh)

2	Tree Guard Distribution to near by villages of projects, VANMAHOTSAV, GIDE	Environment	Mata no Madh & Tadkeshwar,	19.00	1.27	89.36	Directly through GMDC
3	Administration and Maintenance of Shyamji Krishna Varma Memorial Trust	Art Culture & History	Shyamji Krishna Varma Memorial Society, Mandvi Kutch	105.00	114.95	1284.74	Through Implementing agency namely GMDC Gramya Vikas Trust
4	Providing equipment to Anganwadi & Primary including Furniture and Fixture, Providing Note Books and Sport equipment to Schools, Financial Assistance to Girl Students and Smart Class Room, Notebook to Govt. village Schools, Educational Accessories to village, Sponsoring Education of Girl Students in Lakhpat Region ,Contribution to Akshya Patra Foundation	Promoting Education	Pandhro, ATPS, Umarsar, Tadkeshwar, Mata No Madh, Rajpardi Bhavnagar, Bhatia, Gadshhisa, Kadipani, Rajpardi and Other projects	543.20	137.64	872.54	GMDC, Through Implementing agency namely GMDC Gramya Vikas Trust & VIRAYATAN VIDHYA PITH, Mandvi
5	Water supply, Construction of Panchayat Community Hall, Anganwadi ,Underground Sewage ,Furniture of Gram Panchyat	Rural Infrastructure & Rural Development	ATPS, Panandhro, Umarsar, Bhavnagar, Mata No Madh	62.90	45.29	735.38	GMDC, through Implementing agency namely GMDC Gramya Vikas Trust , R&B Dept.
6	Medicine & Mobile Dispensary Service to villages , Financial Assistance to Gujarat Cancer Research Institute & Construction of Individual Toilets thorough Gov. agency	Health and Sanitation	Panandhro, Umarsar, ATPS, Rajpardi, Kadipani, Bhavnagar, Tadkeshwar	1019.52	612.15	1157.71	Through Implementing agency namely GMDC Gramya Vikas Trust & GMDC

ANNUAL REPORT 2016-2017

(Rs. in Lakh)

8	Livelihood Training Program for women, Training Program for unemployed boys / girls , Tailoring Classes	Employment Enhancement / Promoting Education Skill Development Vocational Training	Nearby villages Rajpardi Bhavnagar & Panandhro Project	8.00	0.70	7716.27	Through Implementing agency namely GMDC Gramya Vikas Trust & GMDC
9	iNDEXTb & GCSR	Promotion of Industry in particular MSMEs		53.00	94.00	164.00	Through iNDEXTb & GCSR
				2047.02	1067.00	12430.24	

*Details of implementing agency

6. In case of the company has failed to spend the two per cent of the average net profit of the last three financial years or any part thereof, the company shall provide the reasons for not sending the amount : NIL
7. A responsibility statement of the CSR Committee that the implementation and monitoring of CSR Policy, is in compliance with CSR objectives and Policy of the company.

"The implementation and monitoring of Corporate Social Responsibility (CSR) Policy, is in compliance with CSR Objectives and Policy of the Company."

(Arunkumar Solanki, IAS)
Chairman – CSR
Committee
DIN : 03571453

CSR POLICY

The present CSR policy of GMDC is aligned to the Corporate Vision and Mission.

Objectives:

The basic objectives of CSR policy of GMDC are as under :

- To improve overall quality of life significantly.
- To create opportunities for livelihood.
- To provide all necessary assistance for
 - Training, Skill Development and Employment.
 - Sports
 - Girl Child Education
 - Women Empowerment and gender equality
- To assist for Rural Infrastructure development as may be permitted under law.
- To create and maintain health & sanitation related facilities.
- To promote and provide access to safe drinking water for population in surrounding areas to GMDC facilities.
- Uplifting standard of living for Socially and Economically backward groups.
- To ensure in every business activity about environmental sustainability, ecological balance, protection of flora and fauna and animal welfare.
- To encourage and assist in development of agro-forestry.
- To actively encourage and exercise conservation of natural resources.

Areas of focus

- Water conservation and environment
- Micro Irrigation and Agriculture
- Health and sanitation
- Education
- Employment Enhancement
- Rural Infrastructure
- Any other Rural Development Programmes



GUJARAT MINERAL DEVELOPMENT CORPORATION LTD.

ANNEXURE : IX

BUSINESS RESPONSIBILITY REPORT

[See Regulation 34(2)(f) of SEBI (LODR) Regulations 2015]

SECTION A: GENERAL INFORMATION ABOUT THE COMPANY

1. Corporate Identity Number (CIN) of the Company : L14100GJ1963SGC001206
2. Name of the Company : Gujarat Mineral Development Corporation Ltd.
3. Registered address : Khanij Bhavan, 132 Ft Ring Road, Nr University Ground, Vastrapur, Ahmedabad 52.
4. Website : www.gmdcltd.com
5. E-mail id : cosec@gmdcltd.com
6. Financial Year reported : 2016-17
7. Sector(s) that the Company is engaged in : Mining
8. List three key products/services that the Company manufactures/provides : Lignite
9. Total number of locations where business activity is undertaken by the Company
 - a) Number of International Locations (Provide details of major 5) : Nil
 - b) Number of National Locations : Nil
10. Markets served by the Company – ~~Local/State/National/International~~

SECTION B: FINANCIAL DETAILS OF THE COMPANY

1. Paid up Capital (INR) : Rs. 63.60 crore
2. Total Turnover (INR) : Rs. 1,58,235.66
3. Total profit after taxes (INR) : Rs. 32,422.96 lacs
4. Total Spending on Corporate Social Responsibility (CSR) as percentage of profit after tax (%) : 3.29%. Further disclosures as required under Section 135 of the Companies Act, 2013 read with the applicable rules are made in the Annual Report for the year 2016-17.
5. List of activities in which expenditure in 4 above has been incurred:-

The above expenditure has been, *inter alia*, incurred on the following activities :

 - a) Health & Sanitation
 - b) Water
 - c) Environment
 - d) Art, Culture & History
 - e) Education
 - f) Rural Infrastructure and development

SECTION C: OTHER DETAILS

1. Does the Company have any Subsidiary Company/ Companies? : No.
2. Do the Subsidiary Company/Companies participate in the BR Initiatives of the parent company? If yes, then indicate the number of such subsidiary company(s). : Not applicable
3. Do any other entity/entities (e.g. suppliers, distributors etc.) that the Company does business with, participate in the BR initiatives of the Company? If yes, then indicate the percentage of such entity/entities? [Less than 30%, 30-60%, More than 60%] : No.

SECTION D: BR INFORMATION

1. Details of Director/Directors responsible for BR

a) Details of the Director/Director responsible for implementation of the BR policy/policies

1. DIN Number : 03571453
2. Name : Shri Arunkumar Solanki, IAS
3. Designation : Managing Director

b) Details of the BR head

No.	Particulars	Details
1	DIN Number (if applicable)	Not applicable
2	Name	Shri A L Thakor
3	Designation	Sr General Manager
4	Telephone Number	079-27913200 (1703)
5	Email Id	tech@gmdcltd.com

2. Principle-wise (as per NVGs) BR Policy/policies

a) Details of the Compliance (Reply in Y/N)

No.	Questions	P1	P2	P3	P4	P5	P6	P7	P8	P9
1	Do you have a policy/ policies for....	Y	Y	Y	Y	Y	Y	NA	Y	Y
2	Has the policy being formulated in consultation with the relevant stakeholders?	Y	Y	Y	Y	Y	Y	NA	Y	Y
3	Does the policy conform to any national / international standards? If yes, specify? (50 words)	Y	Y	Y	Y	Y	Y	NA	Y	Y
4	Has the policy being approved by the Board? Is yes, has it been signed by MD/ owner/ CEO/ appropriate Board Director?	Y	Y	Y	Y	Y	Y	NA	Y	Y
5	Does the company have a specified committee of the Board/ Director/ Official to oversee the implementation of the policy?	Y	Y	Y	Y	Y	Y	NA	Y	Y
6	Indicate the link for the policy to be viewed online?*									
7	Has the policy been formally communicated to all relevant internal and external stakeholders?	Y	Y	Y	Y	Y	Y	Y	Y	Y
8	Does the company have in-house structure to implement the policy/ policies.	Y	Y	Y	Y	Y	Y	Y	Y	Y
9	Does the Company have a grievance redressal mechanism related to the policy/ policies to address stakeholders' grievances related to the policy/ policies?	Y	Y	Y	Y	Y	Y	Y	Y	Y
10	Has the company carried out independent audit/ evaluation of the working of this policy by an internal or external agency?	Y	Y	Y	Y	NA	Y	NA	Y	Y

* The website link of applicable policies are mentioned in this Report.



GUJARAT MINERAL DEVELOPMENT CORPORATION LTD.

Sr. no. 3

Does the policy conform to any national / international standards? If yes, specify? (50 words)

-
- P1 The company, being a Government company, has a Vigilance Policy as per the Government guidelines and also has vigilance wing as part of its over all HR Department set up. Apart from this the Company also has a whistle blower policy and a code of conduct. The Whistle Blower Policy and code of conduct confirms to the requirements as stipulated by the Companies Act, 2013 and SEBI (LODR) Regulations, 2015. The company also has detailed service rules for its employees which include anti bribery and anti corruption provisions. Over and above, the Company is also prone to Right to Information Act, 2005.
-
- P2 The company carries out its mining operations within the regulatory framework with all environmental sensibilities. The company also promotes inclusive growth and has its operations in some of the remotest regions of the state. The Company has a Corporate Social Responsibility Policy which can be viewed on the weblink http://www.gmdcltd.com/downloads/csr_policy.pdf
-
- P3 In order to promote the employee welfare, the company provides welfare amenities to employees such as residential quarters at projects, schools both English medium and Gujarati medium at select projects, hospital facilities, medical facilities, play ground, both for outdoor and indoor games etc, at these remote locations. For the benefits of employees, the company has also created a facility of Employee Recreation Club at all its project locations and conducts a biannual Cultural cum Sports Olympiads for bringing out the hidden talents of its employees and their family members.
-
- P4 Being a State Public Sector enterprise, the company's operational outlook is Socio Economic in nature. The company's mining operations are located in either the underdeveloped or desert or tribal belt of the State of Gujarat. The company has always endeavored to bring this marginalized section of the society into the main stream of development by creating direct and indirect employment opportunities for both men and women of these areas. Not only this, through a holistic CSR interventions, the company has reached out to the rural masses. Not only this, the company constantly endeavors to have an inclusive approach towards mineral development.
-
- P5 The Company is a State and is a Government Company. Therefore the company follows the constitutional mandate on human rights.
-
- P6 The company has adopted an Environment Policy which can be viewed on the weblink : http://www.gmdcltd.com/downloads/env_policy_09042011.pdf. Environment management is a very important part of mining industry and GMDCL follows best practices towards reclamation and restoration of mined out areas. GMDCL has adopted all measures to control the Air, Water, Noise & Land pollution. The company maintains a full fledged Environment Department with well qualified environment engineers and well equipped testing laboratories at its major mining projects. There is a system of constant environment monitoring and control.
-
- P7 While there is no specific policy for this purpose, the company puts forth its suggestions and views through trade bodies like Federation of Indian Mineral Industries, Mining Engineers' Association of India, Gujarat Mineral Industries Association. Company's operational and sales policies are sensitive towards the requirement of fuel within the state by small and medium enterprises in particular.
-
- P8 GMDCL is painstakingly cultivating a culture of building good relations with the community among which it operates, be it through acquisition of mining land, resettlement and rehabilitation of project affected persons or the nurture of fragile environment in which it undertakes mining or provision of needful assistance to its neighbours. As a corporate philosophy, GMDCL has been responding to the various

ANNUAL REPORT 2016-2017

societal needs of remote rural areas from where mineral wealth is generated and has been lending a helping hand. Be it environmental needs, developmental needs in the form of employment generation, education, health care, water, sanitation, women empowerment or critical need at the time of natural disasters, GMDC has chosen to respond responsibly. In line with the requirement of Companies Act, 2013, the CSR Policy of GMDC is framed and can be viewed at http://www.gmdcltd.com/downloads/csr_policy.pdf

P9 The company is a critical supplier of an alternative fuel of lignite to the industrial units operating in the State of Gujarat. The company's customers span from major manufacturers of textiles to small time brick manufacturers. The company attempts to distribute the natural resources in the most optimal manner to these customers at affordable prices. The company also saves the state from critical foreign exchange outflow, as the fuel supply is available to the industry in an assured, timely and cost effective manner. The online customer care portal of the company facilitates faster and effective customer reach out. Not only this, the company conducts on site and off site customer meets and customer satisfaction surveys for understanding the need and fuel preferences of customers.

b) If answer to the question at serial number 1 against any principle, is 'No', please explain why: (Tick up to 2 options)

No.	Questions	P1	P2	P3	P4	P5	P6	P7	P8	P9
1	The company has not understood the Principles	-	-	-	-	-	-	-	-	-
2	The company is not at a stage where it finds itself in a position to formulate and implement the policies on specified principles	-	-	-	-	-	-	-	-	-
3	The company does not have financial or manpower resources available for the task	-	-	-	-	-	-	-	-	-
4	It is planned to be done within next 6 months	-	-	-	-	-	-	-	-	-
5	It is planned to be done within the next 1 year	-	-	-	-	-	-	-	-	-
6	Any other reason (please specify)	-	-	-	-	-	-	-	-	-

2. Governance related to BR

a) Indicate the frequency with which the Board of Directors, Committee of the Board or CEO to assess the BR performance of the Company. : Annually

b) Does the Company publish a BR or a Sustainability Report? What is the hyperlink for viewing this report? How frequently it is published?

This is the first year that the company is publishing its BR Report. In the year, the company had prepared a Sustainability Report. Please GMDC website link : <http://www.gmdcltd.com/downloads/GMDC-Sustainability-Report-03062017.pdf>

SECTION E : PRINCIPLE-WISE PERFORMANCE

Principle 1 : Businesses should conduct and govern themselves with Ethics, Transparency and Accountability

1. Does the policy relating to ethics, bribery and corruption cover only the company? Yes/ No: Does it extend to the Group/Joint Ventures/ Suppliers/Contractors/NGOs /Others? Yes



GUJARAT MINERAL DEVELOPMENT CORPORATION LTD.

2. How many stakeholder complaints have been received in the past financial year and what percentage was satisfactorily resolved by the management? If so, provide details thereof, in about 50 words or so.
During the year under report, no such complaints have been received by the Company.

Principle 2 : Businesses should provide goods and services that are safe and contribute to sustainability throughout their life cycle

1. List up to 3 of your products or services whose design has incorporated social or environmental concerns, risks and/or opportunities.
 - a) Energy generation through Wind Power
 - b) Energy generation through Solar Power
2. For each such product, provide the following details in respect of resource use (energy, water, raw material etc.) per unit of product(optional):
 - a.Reduction during sourcing/production/ distribution achieved since the previous year throughout the value chain?
 - b.Reduction during usage by consumers (energy, water) has been achieved since the previous year?
3. Does the company have procedures in place for sustainable sourcing (including transportation)?
The company is actually in the business of supply of mineral to the industries situated within the state of Gujarat.
4. Has the company taken any steps to procure goods and services from local & small producers, including communities surrounding their place of work?
The company, being a government company, has special provisions for sourcing goods from small and medium enterprises. Various services like plantations, labour, security services etc. are procured on outsourced basis through participation of local communities and local villagers.
5. Does the company have a mechanism to recycle products and waste? If yes what is the percentage of recycling of products and waste (separately as <5%, 5-10%, >10%). Also, provide details thereof, in about 50 words or so.
GMDC takes care of mineral conservation and hence, the overburden which is produced during the mining operations of lignite is properly stacked and is sold for value addition (like silica sand, ball clay, bentonite, limestone).

Principle 3 : Businesses should promote the wellbeing of all employees

- | | | |
|----|--|------|
| 1 | Total number of employees. | 1528 |
| 2 | Total number of employees hired on temporary/contractual/casual basis. | 34 |
| 3 | Number of permanent women employees. | 145 |
| 4 | Number of permanent employees with disabilities | 15 |
| 5 | Name of employee association that is recognized by management:
(1) Gujarat Rajya Khanij Karmachari Sangh (2) GMDC Karmachari Sangh (BMS) | |
| 6 | percentage of permanent employees who are members of this recognized employee association | 1301 |
| 7. | Number of complaints relating to child labour, forced labour, involuntary labour, sexual harassment in the last financial year and pending, as on the end of the financial year. | |

No.	Category	No. of Complaints filed during the financial year	No. of complaints pending as on end of the financial year
1	Child labour/forced labour/involuntary labour	Nil	Nil
2	Sexual harassment	Nil	Nil
3	Discriminatory employment	Nil	Nil

ANNUAL REPORT 2016-2017

8. Percentage of under mentioned employees who were given safety & skill up-gradation training in the last year?

a)	Permanent Employees	28.53 %
b)	Permanent Women Employees	17.93 %
c)	Casual/Temporary/Contractual Employees	52.94 %
d)	Employees with Disabilities	13.33 %

Principle 4: Businesses should respect the interests of, and be responsive towards all stakeholders, especially those who are disadvantaged, vulnerable and marginalized.

- Has the company mapped its internal and external stakeholders? Yes/No
- Out of the above, has the company identified the disadvantaged, vulnerable & marginalized stakeholders. Please indicate the Total number of employees hired on temporary/contractual/casual basis.
The company being a Government Company, is required to follow the reservation policy of the State Government. The Company maintains roster and as per the roster, the company employs employees in the category of scheduled castes, scheduled tribes, other backward classes. Not only this, the company also currently has hired Monthly Rated Workers at various projects who are local people without any specialized skill but they carry out various work such as plantations, office peons, office cleaners etc.
- Are there any special initiatives taken by the company to engage with the disadvantaged, vulnerable and marginalized stakeholders. If so, provide details thereof, in about 50 words or so.
The Company being a Government company, follows the Government policy on reservation in public employment, as may be applicable from time to time.

Principle 5: Businesses should respect and promote human rights

- Does the policy of the company on human rights cover only the company or extend to the Group/Joint Ventures/Suppliers/Contractors/NGOs/Others?
The policy covers the company. Moreover, the company being a Government Company, the company, *inter alia*, follows the constitutional mandate of equality before law and equal protection of law.
- How many stakeholder complaints have been received in the past financial year and what percent was satisfactorily resolved by the management? : NIL

Principle 6: Business should respect, protect, and make efforts to restore the environment

- Does the policy related to Principle 6 cover only the company or extends to the Group/Joint Ventures/Suppliers/Contractors/NGOs/others.
The policy extends to the company.
- Does the company have strategies/ initiatives to address global environmental issues such as climate change, global warming, etc? Y/N. If yes, please give hyperlink for webpage etc.
Yes. It is within GMDC's Environment Policy itself. GMDC believes in Clean Energy and reduction in Carbon Foot prints. Please check the GMDC website link : <http://www.gmdcltd.com/social-and-environment/environment.aspx>
- Does the company identify and assess potential environmental risks? Y/N
Yes. GMDC's all operational projects are certified in ISO 9001, 14001 & OHSAS 18001.
- Does the company have any project related to Clean Development Mechanism? If so, provide details thereof, in about 50 words or so. Also, if Yes, whether any environmental compliance report is filed?
The company does not have a project related to Clean Development Mechanism.
- Has the company undertaken any other initiatives on – clean technology, energy efficiency, renewable energy, etc. Y/N. If yes, please give hyperlink for web page etc.
The company has set up 200.9 MW wind power project. Moreover, the company has also set up a 5 MW solar power project on the mined out reclaimed area at its Panandhro Lignite Project. Please check the GMDC website link : <http://www.gmdcltd.com/projects/power.aspx>
- Are the Emissions/Waste generated by the company within the permissible limits given by CPCB/SPCB for the financial year being reported?
Yes.



GUJARAT MINERAL DEVELOPMENT CORPORATION LTD.

7. Number of show cause/ legal notices received from CPCB/SPCB which are pending (i.e. not resolved to satisfaction) as on end of Financial Year.
NIL

Principle 7: Businesses, when engaged in influencing public and regulatory policy, should do so in a responsible manner (business development cell)

1. Is your company a member of any trade and chamber or association? If Yes, Name only those major ones that your business deals with:
- Federation of Indian Mineral Industries
 - Gujarat Chamber of Commerce and Industries
 - GUJMIN Industries Association
2. Have you advocated/lobbied through above associations for the advancement or improvement of public good? : Yes/ No; if yes specify the broad areas (drop box: Governance and Administration, Economic Reforms, Inclusive Development Policies, Energy security, Water, Food Security, Sustainable Business Principles, Others)

Principle 8: Businesses should support inclusive growth and equitable development (business development cell)

1. Does the company have specified programmes/initiatives/projects in pursuit of the policy related to Principle 8? If yes details thereof.
- Semi annual financial assistance to girl students residing in core zone villages of GMDC projects
 - Sponsoring education of girl students residing in Lakhpat Taluka of Kutch region.
 - Operation and Maintenance of Shyamji Krishna Varma Memorial at village Maska, in Mandvi Taluka of Kutch District.
 - Providing Mobile Dispensaries with Doctors and medicines to the core zone villages of GMDC
 - Providing books to District and Village Libraries in Core Zone areas of GMDC
2. Are the programmes/projects undertaken through in-house team/own foundation/external NGO/government structures/any other organization?
The company undertakes its community development programmes under CSR initiatives are undertaken under the aegis of GMDC Gramya Vikas Trust. In many instances, the company dovetails the Government Schemes with additional inputs to its core zone villages.
3. Have you done any impact assessment of your initiative?
Impact assessment studies of GMDC's CSR initiatives at Mata no Madh and Tadkeshwar Lignite Project was carried out by Gujarat Institute of Desert Ecology.
4. What is your company's direct contribution to community development projects- Amount in INR and the details of the projects undertaken.
The details of spending on CSR is published elsewhere as part of this Annual Report.
5. Have you taken steps to ensure that this community development initiative is successfully adopted by the community? Please explain in 50 words, or so.
The company constantly endeavors to ensure that the community initiatives undertaken by it are successfully adopted by the community. The educational facilities provided by the company are being utilized by the local community. The health care facilities, the mobile health services, the semi annual financial assistance to girl students of core zone villages, the micro irrigation scheme, are successfully adopted by the community within which the company operates.

Principle 9: Businesses should engage with and provide value to their customers and consumers in a responsible manner (business development cell)

1. What percentage of customer complaints/consumer cases are pending as on the end of financial year. : No
2. Does the company display product information on the product label, over and above what is mandated as per local laws? : Not applicable
3. Is there any case filed by any stakeholder against the company regarding unfair trade practices, irresponsible advertising and/or anti-competitive behaviour during the last five years and pending as on end of financial year. If so, provide details thereof, in about 50 words or so : NIL
4. Did your company carry out any consumer survey/ consumer satisfaction trends? : Yes

Financial Statements & Notes



GUJARAT MINERAL DEVELOPMENT CORPORATION LTD.

INDEPENDENT AUDITORS' REPORT

To,
The Members of
Gujarat Mineral Development Corporation Limited

Report on the Standalone Ind AS Financial Statements

We have audited the accompanying standalone Ind AS financial statements of **Gujarat Mineral Development Corporation Limited** ("the Company"), which comprise the Balance Sheet as at 31st March, 2017, and the Statement of Profit and Loss (including Other Comprehensive Income), the Cash Flow Statement and the Statement of Changes in Equity for the year then ended, and a summary of the significant accounting policies and other explanatory information (herein after referred to as "standalone Ind AS financial statements").

Management's Responsibility for the Standalone Ind AS Financial Statements

The Company's Board of Directors is responsible for the matters stated in Section 134(5) of the Companies Act, 2013 ("the Act") with respect to the preparation of these standalone Ind AS financial statements that give a true and fair view of the financial position, financial performance including other comprehensive income, cash flows and changes in equity of the Company in accordance with the accounting principles generally accepted in India, including the Indian Accounting Standards (Ind AS) prescribed under section 133 of the Act read with relevant rules issued thereunder.

This responsibility also includes maintenance of adequate accounting records in accordance with the provisions of the Act for safeguarding the assets of the Company and for preventing and detecting frauds and other irregularities; selection and application of appropriate accounting policies; making judgments and estimates that are reasonable and prudent; and design, implementation and maintenance of adequate internal financial controls, that were operating effectively for ensuring the accuracy and completeness of the accounting records, relevant to the preparation and presentation of the standalone Ind AS financial statements that give a true and fair view and are free from material misstatement, whether due to fraud or error.

Auditors' Responsibility

Our responsibility is to express an opinion on these standalone Ind AS financial statements based on our audit. We have taken into account the provisions of the Act, the accounting and auditing standards and matters which are required to be included in the audit report under the provisions of the Act and the Rules made thereunder. We conducted our audit of the standalone Ind AS financial statements in accordance with the Standards on Auditing specified under Section 143(10) of the Act. Those Standards require that we comply with ethical requirements and plan and perform the audit to obtain reasonable assurance about whether the standalone Ind AS financial statements are free from material misstatement.

An audit involves performing procedures to obtain audit evidence about the amounts and the disclosures in the standalone Ind AS financial statements. The procedures selected depend on the auditor's judgment, including the assessment of the risks of material misstatement of the standalone Ind AS financial statements, whether due to fraud or error. In making those risk assessments, the auditor considers internal financial control relevant to the Company's preparation of the standalone Ind AS financial statements that give a true and fair view in order to design audit procedures that are appropriate in the circumstances. An audit also includes evaluating the appropriateness of the accounting policies used and the reasonableness of the accounting estimates made by the Company's Directors, as well as evaluating the overall presentation of the standalone Ind AS financial statements.

We believe that the audit evidence we have obtained is sufficient and appropriate to provide a basis for our audit opinion on the standalone Ind AS financial statements.

Opinion

In our opinion and to the best of our information and according to the explanations given to us, the aforesaid standalone Ind AS financial statements give the information required by the Act in the manner so required and give a true and fair view in conformity with the accounting principles generally accepted in India including the Ind AS, of the financial position of the Company as at 31st March, 2017, and its financial performance including other comprehensive income, its cash flows and the changes in equity for the year ended on that date.

ANNUAL REPORT 2016-2017

Other Matters

The comparative financial information of the Company for the year ended 31st March 2016 and the transition date opening balance sheet as at 1st April 2015 included in these standalone Ind AS financial statements, are based on the previously issued statutory financial statements prepared in accordance with the Companies (Accounting Standards) Rules, 2006 audited by us for the year ended 31st March 2016 vide report dated 26th May 2016 and predecessor auditor for the year ended 31st March 2015 vide their report dated 24th July 2015 expressed an unmodified opinion on those standalone financial statements, as adjusted for the differences in the accounting principles adopted by the Company on transition to the Ind AS, which have been audited by us.

Our opinion is not modified in respect of these matters.

Report on Other Legal and Regulatory Requirements

1. As required by the Companies (Auditor's Report) Order, 2016 ("the Order"), issued by the Central Government of India in terms of sub-section (11) of section 143 of the Act, we give in the Annexure 'A', a statement on the matters specified in paragraphs 3 and 4 of the Order, to the extent applicable.
2. In terms of Section 143(5) of the Act, we give in Annexure '2(i) & 2(ii)' a statement on the directions issued under the aforesaid section by the Comptroller and Auditor General of India.
3. As required by Section 143 (3) of the Act, we report that:
 - a) We have sought and obtained all the information and explanations which to the best of our knowledge and belief were necessary for the purposes of our audit.
 - b) In our opinion, proper books of account as required by law have been kept by the Company so far as it appears from our examination of those books.
 - c) The Balance Sheet, the Statement of Profit and Loss, the Cash Flow Statement and the Statement of Changes in Equity dealt with by this Report are in agreement with the books of account.
 - d) In our opinion, the aforesaid standalone Ind AS financial statements comply with the Accounting Standards specified under Section 133 of the Act read with relevant rule issued thereunder.
 - e) On the basis of the written representations received from the directors as on 31st March, 2017, taken on record by the Board of Directors, none of the directors is disqualified as on 31st March, 2017, from being appointed as a director in terms of Section 164 (2) of the Act.
 - f) With respect to the adequacy of the internal financial controls over financial reporting of the Company and the operating effectiveness of such controls, refer to our separate Report in 'Annexure B'.
 - g) With respect to the other matters to be included in the Auditor's Report in accordance with Rule 11 of the Companies (Audit and Auditors) Rules, 2014, in our opinion and to the best of our information and according to the explanations given to us:
 - i. The Company has disclosed the impact of pending litigations on its financial position in its standalone Ind AS financial statements- Refer Note 2.37 to the Standalone Ind AS financial statements.
 - ii. The Company did not have any long-term contracts including derivative contracts for which there were any material foreseeable losses.
 - iii. There has been no delay in transferring amounts, required to be transferred, to the Investor Education and Protection Fund by the Company.
 - iv. The Company has provided requisite disclosures in the Standalone Ind AS financial statements as to holdings as well as dealings in Specified Bank Notes during the period from 8th November, 2016 to 30th December, 2016. Based on audit procedures and relying on the management representation, we report that the disclosures are in accordance with books of account maintained by the Company and as produced to us by the Management – Refer Note [2.11.03] to the Standalone Ind AS financial statements

For S.C. Ajmera & Co.

Chartered Accountants

FRN 002908C

Arun Sarupria – Partner

M. No. 078398

Place:- Ahmedabad

Date:- 09.05.2017



ANNEXURE 'A' TO THE AUDITORS' REPORT
(Referred to Para (1) our Report of even date)

The Annexure referred to in Independent Auditors' Report to the members of Gujarat Mineral Development Corporation Limited ("the Company") on the standalone Ind AS financial statements for the year ended 31 March, 2017.

We report that:

- i. In respect of Fixed Assets
 - a. The company has maintained proper records showing full particulars, including quantitative details and situation of its fixed assets.
 - b. The Company has a program of physical verification of its fixed assets by which fixed assets are verified at reasonable intervals. In accordance with this program, fixed assets were verified during the year and discrepancies which were noticed on such verification were properly dealt with in the books of accounts.
 - c. According to the information and explanations given to us and on the basis of our examination of the records of the Company, the title deeds of immovable properties are held in the name of the company.
- ii. In respect of Inventory
 - a. The physical verification of inventory has been conducted at reasonable intervals by the Management.
 - b. The procedure of physical verification of inventory followed by the management is reasonable and adequate in relation to the size of company and the nature of its business.
 - c. The company has maintained proper records of inventory. The discrepancies noticed on such verification between the physical stock and book stock was not material and the same have been properly dealt with in the books of accounts.
- iii. The company has not granted any loans, secured or unsecured to companies, firms or other parties covered in the register maintained under section 189 of the Companies Act, 2013. Therefore requirement of clauses (iii) of the paragraph 3 of the order is not applicable to the company.
- iv. In respect of loans, investments, guarantees, and security, provisions of section 185 and 186 of the Companies Act, 2013 have been complied with.
- v. The company has not accepted any deposits during the year as per the directives issued by the Reserve Bank of India and within the meaning of the provisions of sections 73 to 76 and other relevant provisions of the Companies Act and the rules framed there under, where applicable. Thus, the clause (v) of paragraph 3 of the order is not applicable to the company.
- vi. In pursuant to the order made by the Central Government for the maintenance of cost records under sub section (1) of section 148 of the Companies Act, 2013, the company has made and maintained the prescribed accounts and records.
- vii. In respect of statutory dues
 - a. According to the information and explanations given to us, and on the basis of our examination, the company is generally regular in depositing undisputed statutory due including provident fund, Investor Education and Protection Fund, Employee's State Insurance, Income tax, sales tax, wealth tax, service tax, duty of excise, value added tax and cess and any other statutory dues with appropriate authorities.

ANNUAL REPORT 2016-2017

b. The details of excise duty, income tax and sales tax not deposited on account of dispute are as under:

Name of Statute	Nature of Dues	Period to which the amount relates	Amount (Rs. In Lakh)	Forum where dispute is pending
Commercial Tax	Sales Tax/VAT	1993-94	21.78	Hon. High Court
		1995-96	98.92	Appellate Tribunal
		1997-98	2.45	Appellate Tribunal
Commercial Tax	CST	1997-98	4.26	Appellate Tribunal
Service Tax	Service Tax	Jan14 to Nov15	0.65	Appellate Tribunal
Service Tax	Service Tax	Dec15 to Aug16	0.39	Appellate Tribunal
Central Excise Act, 1944	Excise	May15 to Jan16	15.03	Appellate Tribunal
Central Excise Act, 1944	Excise	Mar11 to April15	38.77	Appellate Tribunal
Central Excise Act, 1944	Excise	2015-16	504.39	Appellate Tribunal

- viii. The Company does not have any loans or borrowings from any financial institution, banks, government or debenture holders during the year.
- ix. The company has not raised any money by way of initial public offer or further public offer (including debt instruments) or taken any term loan during the year.
- x. According to the information and explanations given to us, no material fraud by the Company or on the Company by its officers or employees has been noticed or reported during the course of our audit.
- xi. According to the information and explanations give to us, the Company has paid/provided for managerial remuneration in accordance with the requisite approvals mandated by the provisions of section 197 read with Schedule V to the Act.
- xii. In our opinion and according to the information and explanations given to us, the Company is not a Nidhi Company.
- xiii. According to the information and explanations given to us, all transactions with the related parties are in compliance with sections 177 and 188 of Companies Act, 2013 where ever applicable and the details have been disclosed in the standalone Ind AS Financial Statements etc. as required by the applicable Indian Accounting Standards.
- xiv. According to the information and explanations give to us and based on our examination of the records of the Company, the company has not made any preferential allotment or private placement of shares or fully or partly convertible debentures during the year under review.
- xv. According to the information and explanations give to us and based on our examination of the records of the Company, the company has not entered into non-cash transactions with directors or persons connected with him during the year.
- xvi. The company is not required to be registered under section 45-IA of the Reserve Bank of India Act, 1934.

For S.C. Ajmera & Co.
Chartered Accountants
FRN 002908C

Arun Sarupria – Partner

M. No. 078398

Place:- Ahmedabad

Date:- 09.05.2017



GUJARAT MINERAL DEVELOPMENT CORPORATION LTD.

ANNEXURE 'B' TO THE AUDITORS' REPORT (Report on Internal Financial Controls over Financial Reporting)

Report on the Internal Financial Controls under Clause (i) of Sub-section 3 of Section 143 of the Companies Act, 2013 ("the Act")

We have audited the internal financial controls over financial reporting of **Gujarat Mineral Development Corporation Limited** ("the Company") as of March 31, 2017, in conjunction with our audit of the standalone Ind AS financial statements of the Company for the year ended on that date.

Management's Responsibility for Internal Financial Controls

The Company's management is responsible for establishing and maintaining internal financial controls based on the internal control over financial reporting criteria established by the Company considering the essential components of internal control stated in the Guidance Note on Audit of Internal Financial Controls over Financial Reporting issued by the Institute of Chartered Accountants of India. These responsibilities include the design, implementation and maintenance of adequate internal financial controls that were operating effectively for ensuring the orderly and efficient conduct of its business, including adherence to company's policies, the safeguarding of its assets, the prevention and detection of frauds and errors, the accuracy and completeness of the accounting records, and the timely preparation of reliable financial information, as required under the Companies Act, 2013.

Auditors' Responsibility

Our responsibility is to express an opinion on the Company's internal financial controls over financial reporting based on our audit. We conducted our audit in accordance with the Guidance Note on Audit of Internal Financial Controls Over Financial Reporting (the "Guidance Note") and the Standards on Auditing, issued by ICAI and deemed to be prescribed under section 143(10) of the Companies Act, 2013, to the extent applicable to an audit of internal financial controls, both applicable to an audit of Internal Financial Controls and, both issued by the Institute of Chartered Accountants of India. Those Standards and the Guidance Note require that we comply with ethical requirements and plan and perform the audit to obtain reasonable assurance about whether adequate internal financial controls over financial reporting was established and maintained and if such controls operated effectively in all material respects.

Our audit involves performing procedures to obtain audit evidence about the adequacy of the internal financial controls system over financial reporting and their operating effectiveness. Our audit of internal financial controls over financial reporting included obtaining an understanding of internal financial controls over financial reporting, assessing the risk that a material weakness exists, and testing and evaluating the design and operating effectiveness of internal control based on the assessed risk. The procedures selected depend on the auditor's judgement, including the assessment of the risks of material misstatement of the standalone Ind AS financial statements, whether due to fraud or error.

We believe that the audit evidence we have obtained is sufficient and appropriate to provide a basis for our audit opinion on the Company's internal financial controls system over financial reporting.

Meaning of Internal Financial Controls Over Financial Reporting

A company's internal financial control over financial reporting is a process designed to provide reasonable assurance regarding the reliability of financial reporting and the preparation of standalone Ind AS financial statements for external purposes in accordance with generally accepted accounting principles. A company's internal financial control over financial reporting includes those policies and procedures that

1. pertain to the maintenance of records that, in reasonable detail, accurately and fairly reflect the transactions and dispositions of the assets of the company;
2. provide reasonable assurance that transactions are recorded as necessary to permit preparation of standalone Ind AS financial statements in accordance with generally accepted accounting principles, and that receipts and expenditures of the company are being made only in accordance with authorisations of management and directors of the company; and
3. provide reasonable assurance regarding prevention or timely detection of unauthorized acquisition, use, or disposition of the company's assets that could have a material effect on the financial statements.

ANNUAL REPORT 2016-2017

Inherent Limitations of Internal Financial Controls Over Financial Reporting

Because of the inherent limitations of internal financial controls over financial reporting, including the possibility of collusion or improper management override of controls, material misstatements due to error or fraud may occur and not be detected. Also, projections of any evaluation of the internal financial controls over financial reporting to future periods are subject to the risk that the internal financial control over financial reporting may become inadequate because of changes in conditions, or that the degree of compliance with the policies or procedures may deteriorate.

Opinion

In our opinion, the Company has, in all material respects, an adequate internal financial controls system over financial reporting and such internal financial controls over financial reporting were operating effectively as at March 31, 2017, based on the internal control over financial reporting criteria established by the Company considering the essential components of internal control stated in the Guidance Note on Audit of Internal Financial Controls Over Financial Reporting issued by the Institute of Chartered Accountants of India.

For S.C. Ajmera & Co.

Chartered Accountants

FRN 002908C

Arun Sarupria – Partner

M. No. 078398

Place:- Ahmedabad

Date:- 09.05.2017



GUJARAT MINERAL DEVELOPMENT CORPORATION LTD.

ANNEXURE TO THE INDEPENDENT AUDITORS' REPORT OF GUJARAT MINERAL DEVELOPMENT CORPORATION LTD

To
The Members
Gujarat Mineral Development Corporation Ltd.

In continuation of our Independent Audit Report on Standalone Ind AS Financial Statement of Gujarat Mineral Development Corporation Ltd. ("The Company") dated 09.05.2017 we have reported on Directions and Sub-direction under section 143(5) of the Companies Act, 2013 applicable for the year 2016-17, as under:

ANNEXURE-2(i)

Directions under Section 143(5) of Companies Act, 2013 Applicable for the year 2016-17

Sr. No.	Directions/Questions u/s 143(5)	Action Taken by Gujarat Mineral Development Corporation Ltd.	Impact on Accounts and Financials
1	Whether the Company has clear title/lease deeds for freehold and leasehold respectively? If not please state the area of freehold and leasehold land for which title/lease deeds are not available?	Yes, the Company has clear title/lease deeds for freehold and leasehold respectively.	No impact
2	Whether there are any cases of waiver/ write off of debts/loans/interest etc. If yes, the reasons there for and the amount involved.	As informed to us, the company has written off Debit Balances of Rs. 0.18 Lakh in the books of accounts. In the opinion of the management, such amounts are no longer receivable. Further, a housing loan with interest given to a deceased employee amounting to Rs. 5.91 Lakh has been written off debiting staff welfare expenses. As per the staff welfare policy of the company, the same is to be waived in case of death of employee while in service.	No impact
3	Whether proper records are maintained for inventories lying with third parties and assets received as gift/grant(s) from the Government or other authorities.	Yes, proper records are maintained by the company for inventory lying with third parties. And no asset is received as gift from Government or other authority, as informed to us.	No impact

For S.C. Ajmera & Co.
Chartered Accountants
FRN 002908C

Arun Sarupria – Partner

M. No. 078398

Place:- Ahmedabad

Date:- 09.05.2017

ANNUAL REPORT 2016-2017

ANNEXURE-2(ii)

Sector Specific Sub-directions under section 143(5) of Companies Act, 2013

Sr. No.	Sub Directions issued/Questions u/s 143(5)	Action Taken	Impact on financials
Manufacturing Sector			
Mining			
1	Whether the company has taken adequate measures to reduce the adverse affect on environment as per established norms and taken up adequate measures for the relief and rehabilitation of displaced people.	According to the information and explanation given to us, the Company is obtaining monthly environmental pollution monitoring report from outside agency for each project to reduce/monitor the adverse effect on environment. No Displacement/Rehabilitation has been taken at any project of the company for the year 2016-17. (Please note that we are not technical expert)	No impact
2	Whether the Company had obtained the requisite statutory compliances that was required under mining and environmental rules and regulations?	As per information and explanation given to us, the Company has obtained necessary consents from GPCB for mining projects.	No impact.
3	Whether overburden removal from mines and backfilling of mines are commensurate with the mining activity?	As informed to us, in respect of lignite projects overburden removal from mines and backfilling of mines are commensurate with the mining activity as per approved/submitted/prepared mine closure plan. (Please note that we are not technical expert)	No Impact
4	Whether the Company has disbanded and discontinued mines, if so, the payment of corresponding dead rent there against may be verified.	As informed to us, the Company has not disbanded nor discontinued any of its mines.	Not Applicable
5	Whether the Company's financial statements had properly accounted for the effect of Rehabilitation Activity and Mine Closure Plan?	The expenditure on Rehabilitation Activity' and for Mine Closure is properly accounted in the books of account of the Company, as per the policy adopted in this behalf.	No impact
Power Sector			
Generation			
1	In the cases of Thermal Power Projects, compliance of the various Pollution Control Acts and the impact thereof including utilization and disposal of ash and the policy of the company in this regard, may be checked and commented upon.	As per information and explanation provided to us, the Company has made compliance of various pollution control Acts. In respect of utilization and disposal of ash, generally the Company is using it in backfilling of mine in Panandhro project.	No impact



GUJARAT MINERAL DEVELOPMENT CORPORATION LTD.

Sr. No.	Sub Directions issued/Questions u/s 143(5)	Action Taken	Impact on financials
2	Has the company entered into revenue sharing agreements with private parties for extraction of coal at pitheads and it adequately protects the financial interest of the Company?	As informed to us, the Company has not entered into revenue sharing agreements with private parties for extraction of coal at pitheads.	Not Applicable
3	Does the company have a proper system for reconciliation of quantity/ quality of coal ordered and received and whether grade of coal/moisture and demurrage etc., are properly recorded in the books of accounts?	Company does not purchase coal from the outside parties. However, as informed to us, the Company is having a system in ERP for reconciliation of quantity ordered and received and Grade of coal/ moisture and demurrage etc., are recorded in the books of accounts on the basis of Test Certificate received from the laboratory. (Please note that we are not technical experts).	No impact
4	How much share of free power was due to the State Government and whether the same was calculated as per the agreed terms and depicted in the accounts as per accepted accounting norms?	The power is sold to Government controlled entity and the same is calculated as per terms agreed in PPA (Power Purchase Agreement).	No impact
5	In the case of Hydroelectric Projects the water discharge is as per policy/guidelines issued by the State Government to maintain biodiversity. For not maintaining it penalty paid/ payable may be reported.	As informed to us, no hydroelectric Project is carried out by Company.	Not Applicable

For S.C. Ajmera & Co.

Chartered Accountants

FRN 002908C

Arun Sarupria – Partner

M. No. 078398

Place:- Ahmedabad

Date:- 09.05.2017

COMMENTS OF THE COMPTROLLER AND AUDITOR GENERAL OF INDIA

COMMENTS OF THE COMPTROLLER AND AUDITOR GENERAL OF INDIA UNDER SECTION 143(6)(b) OF THE COMPANIES ACT, 2013 ON THE FINANCIAL STATEMENTS OF GUJARAT MINERAL DEVELOPMENT CORPORATION LIMITED FOR THE YEAR ENDED 31 MARCH 2017

The preparation of financial statements of **Gujarat Mineral Development Corporation Limited** for the year ended 31 March 2017 in accordance with the financial reporting framework prescribed under the Companies Act, 2013 (Act) is the responsibility of the Management of the Company. The Statutory Auditors appointed by the Comptroller and Auditor General of India under Section 139(5) of the Act are responsible for expressing opinion on the financial statements under Section 143 of the Act based on independent audit in accordance with the standards on auditing prescribed under Section 143(10) of the Act This is stated to have been done by them vide their Audit Report dated 09 May 2017.

I, on behalf of the Comptroller and Auditor General of India, have conducted a supplementary audit under Section 143(6)(a) of the Act of the financial statements of **Gujarat Mineral Development Corporation Limited** for the year ended 31 March 2017. This supplementary audit has been carried out independently without access to the working papers of the Statutory Auditors and is limited primarily to inquiries of the Statutory Auditors and Company personnel and a selective examination of some of the accounting records. On the basis of my audit nothing significant has come to my knowledge which would give rise to any comment upon or supplement to Statutory Auditors¹ Report

For and on behalf of the
Comptroller and Auditor General of India
Gurveen Sidhu
Accountant General (E&RSA), Gujarat

Place: Ahmedabad
Date: 06-07-2017



GUJARAT MINERAL DEVELOPMENT CORPORATION LTD.

STANDALONE BALANCE SHEET AS AT 31ST MARCH, 2017

(₹ in Lakh)

Particulars	Note No.	As at 31 st March, 2017	As at 31 st March, 2016	As at 1 st April, 2015
ASSETS				
Non-Current Assets				
Property, Plant and Equipment	2.01	1,76,294.77	1,59,307.17	1,63,660.20
Capital Work-In-Progress	2.01	2,108.35	3,099.20	1,118.51
Investment Properties	2.02	11,825.54	7,329.85	5,141.47
Other Intangible Assets	2.03	19,151.38	12,432.90	9,747.83
Investment in Associate and Joint Venture	2.04	20,525.48	20,396.37	17,918.00
Financial Assets				
Investments	2.05	45,220.38	36,640.01	42,478.05
Loans	2.06	444.36	559.90	72.37
Other Financial Assets	2.07	28,645.86	14,311.60	35,304.57
Other Non-Current Assets	2.08	63,568.31	52,984.89	43,896.84
Total Non-Current Assets		3,67,784.43	3,07,061.89	3,19,337.85
Current Assets				
Inventories	2.09	6,884.16	4,352.68	5,207.56
Financial Assets				
Trade Receivables	2.10	12,654.86	9,744.42	8,112.76
Cash and Cash Equivalents	2.11	2,082.65	3,089.03	725.49
Other Bank Balances	2.11	145.87	156.73	198.55
Loans	2.12	1,347.19	1,811.79	1,716.29
Other Financial Assets	2.13	1,06,566.62	1,28,094.81	1,07,317.14
Other Current Assets	2.14	11,392.53	12,605.47	6,937.57
		1,41,073.88	1,59,854.93	1,30,215.36
Assets classified as held for sale	2.15	16.40	23.05	7.11
Total Current Assets		1,41,090.28	1,59,877.98	1,30,222.47
Total Assets		5,08,874.71	4,66,939.87	4,49,560.32
EQUITY AND LIABILITIES				
Equity				
Equity Share Capital	2.16	6,360.00	6,360.00	6,360.00
Other Equity	2.17	3,91,192.05	3,60,059.00	3,53,336.88
Total Equity		3,97,552.05	3,66,419.00	3,59,696.88
Liabilities				
Non-Current Liabilities				
Financial Liabilities				
Other Financial Liabilities	2.18	1,884.94	2,848.16	2,904.07
Provisions	2.19	36,738.71	31,772.53	22,285.94
Net Employee Benefit Liabilities	2.20	3,412.42	3,243.81	2,968.21
Deferred Tax Liabilities (Net)	2.21	22,316.57	18,292.36	24,275.02
Other Non-Current Liabilities	2.22	2,500.82	2,584.51	2,431.68
Total Non-Current Liabilities		66,853.46	58,741.37	54,864.92
Current Liabilities				
Financial Liabilities				
Trade Payables	2.23	9,735.12	6,813.98	5,148.58
Other Financial Liabilities	2.24	27,079.06	10,919.76	7,032.03
Net Employee Benefit Liabilities	2.25	870.81	675.46	550.22
Other Current Liabilities	2.26	6,784.21	23,370.30	22,267.69
Total Current Liabilities		44,469.20	41,779.50	34,998.52
Total Liabilities		1,11,322.66	1,00,520.87	89,863.44
Total Equity and Liabilities		5,08,874.71	4,66,939.87	4,49,560.32

Significant Accounting Policies 1
The accompanying notes are integral part of the Financial Statements.

As per our report of even date attached

For S. C. Ajmera & Co.
Chartered Accountants
FRN : 002908C

Arun Sarupria
Partner
Membership No. 078398
Place: Ahmedabad
Date: 9th May, 2017

L. Kulshrestha
Senior General Manager
& Chief Financial Officer

Joel Evans
Company Secretary

Arunkumar Solanki, IAS
Managing Director
DIN: 03571453

Bhadresh Mehta
Director
DIN: 02625115

Place: Ahmedabad
Date: 9th May, 2017

ANNUAL REPORT 2016-2017

STANDALONE STATEMENT OF PROFIT AND LOSS FOR THE YEAR ENDED ON 31ST MARCH, 2017

(₹ in Lakh)

Particulars	Note No.	2016-17	2015-16
INCOME			
Revenue from Operations	2.27	1,58,235.66	1,21,533.29
Finance Income	2.28	12,482.49	12,978.93
Other Income	2.29	5,418.39	2,076.97
Total Income (A)		1,76,136.54	1,36,589.19
EXPENSES			
Changes in inventories of finished goods and mined ore	2.30	(2,749.75)	384.62
Employee Benefit Expenses	2.31	10,404.97	10,552.44
Finance Costs	2.32	132.93	105.78
Depreciation and Amortisation Expenses	2.33	15,125.75	13,071.85
Other Expenses	2.34	1,08,624.61	80,629.02
Total Expenses (B)		1,31,538.51	1,04,743.71
Profit Before Tax (A-B)		44,598.03	31,845.49
TAX EXPENSES			
Current Tax	2.35	7,030.51	14,206.00
Deferred Tax		5,144.56	(4,817.56)
Profit After Tax for the Period		32,422.96	22,457.05
Other Comprehensive Income			
Items that will not be reclassified to profit or loss			
Changes in fair value of equity instruments measured at fair value through other comprehensive income (FVOCI)		8,580.37	(5,838.06)
Remeasurement of post-employment benefit obligations		491.50	420.15
Income tax relating to these items		1,120.35	1,165.09
Other Comprehensive Income for the Period, net of tax		10,192.22	(4,252.82)
Total Comprehensive Income for the Period (Comprising profit (loss) and other Comprehensive Income for the period)		42,615.18	18,204.23
Earning per Equity Share (EPS) (Face Value of ₹ 2)			
Basic (₹)	2.36	10.20	7.06
Diluted (₹)	2.36	10.20	7.06

Significant Accounting Policies
The accompanying notes are integral part of the Financial Statements.

1

As per our report of even date attached

For S. C. Ajmera & Co.
Chartered Accountants
FRN : 002908C

Arun Sarupria
Partner
Membership No. 078398
Place: Ahmedabad
Date: 9th May, 2017

L. Kulshrestha
Senior General Manager
& Chief Financial Officer

Joel Evans
Company Secretary

Arunkumar Solanki, IAS
Managing Director
DIN: 03571453

Bhadresh Mehta
Director
DIN: 02625115

Place: Ahmedabad
Date: 9th May, 2017



GUJARAT MINERAL DEVELOPMENT CORPORATION LTD.

Standalone Statement of Changes in Equity (SOCIE) for the period ended on 31st March, 2017

A. Equity Share Capital

Particulars	Number of Shares	Amount (₹ in Lakh)
ISSUED, SUBSCRIBED AND PAID UP CAPITAL		
Equity shares of ₹ 2/- each fully paid up		
As at 1st April 2015	3,18,000,000	6,360.00
Increase/(decrease) during the year	-	-
As at 31st March 2016	3,18,000,000	6,360.00
Increase/(decrease) during the year	-	-
As at 31st March 2017	3,18,000,000	6,360.00

B. Other Equity

(₹ in Lakh)

Particulars	Reserves & Surplus		Equity Instruments through Other Comprehensive Income	Total Equity
	General Reserve	Retained Earnings		
Balance as at 1st April, 2015*	2,71,928.96	55,420.83	25,987.09	3,53,336.88
Profit for the year	-	22,457.05	-	22,457.05
Other comprehensive income for the year	-	274.75	(4,527.56)	(4,252.81)
Total comprehensive income for the year	-	22,731.80	(4,527.56)	18,204.24
Cash dividends (Note 2.16)	-	(9,540.00)	-	(9,540.00)
Dividend Distribution Tax (DDT)	-	(1,942.12)	-	(1,942.12)
Balance as at 31st March, 2016	2,71,928.96	66,670.51	21,459.53	3,60,059.00
Profit for the year	-	32,422.96	-	32,422.96
Other comprehensive income for the year	-	321.40	9,870.82	10,192.22
Total comprehensive income for the year	-	32,744.36	9,870.82	42,615.18
Cash dividends (Note 2.16)	-	(9,540.00)	-	(9,540.00)
Dividend Distribution Tax (DDT)	-	(1,942.12)	-	(1,942.12)
Balance as at 31st March, 2017	2,71,928.96	87,932.75	31,330.35	3,91,192.06

*Impact of adjustments on account of prior period items has been explained in note number 2.48.

As per our report of even date attached
For **S. C. Ajmera & Co.**
Chartered Accountants
FRN : 002908C

Arun Sarupria
Partner
Membership No. 078398
Place: Ahmedabad
Date: 9th May, 2017

L. Kulshrestha
Senior General Manager
& Chief Financial Officer

Joel Evans
Company Secretary

Arunkumar Solanki, IAS
Managing Director
DIN: 03571453

Bhadresh Mehta
Director
DIN: 02625115

Place: Ahmedabad
Date: 9th May, 2017

ANNUAL REPORT 2016-2017

STANDALONE STATEMENT OF CASH FLOW FOR THE YEAR ENDED ON 31ST MARCH, 2017

Particulars	2016-17	2015-16
(₹ in Lakh)		
Cash Flow from Operating Activities		
Net Profit before tax & extra ordinary items	44,598.03	31,845.49
Adjustments for:		
Depreciation and Depletion	15,101.50	13,155.83
Provision for Doubtful Debts, Investments and Loans & Advances	-	22.95
Actuarial gains and losses	-	420.15
Assets /sundry balance/ stores written off	6.03	23.60
Excess/Shortprovision adjusted	(2,947.71)	(410.95)
Surplus / Deficit on sale of assets	(61.74)	(75.22)
Dividend Income	(630.67)	(605.21)
Prior period	-	1,830.69
Unwinding of discount on provisions	125.87	101.40
Interest from Banks & Corporates	(10,108.44)	(12,906.61)
Operating profit before working capital changes:	46,082.86	33,402.12
Adjustments for:		
Trade & Other Receivable	(5,138.25)	(12,731.12)
Inventories	(2,531.47)	854.88
Trade & Other Payable	20,722.71	15,102.24
Cash generated from Operations	59,135.86	36,628.12
Taxes Paid	(13,423.18)	(15,848.46)
Net Cash Flow from Operating Activities (A)	45,712.68	20,779.65
Cash Flow from Investing Activities		
Purchase of items of property, plant and equipment, investment properties and intangible items	(45,943.54)	(15,594.13)
Sale of fixed assets	86.37	82.15
Redemption / Purchase of Investments	(126.56)	(2,537.50)
Interest from Bank and Companies	10,108.44	10,473.11
Dividend Income	630.67	605.21
Net Cash Flow from Investing Activities (B)	(35,244.62)	(6,971.16)
Cash Flow from Financing Activities		
Dividend (Including Corporate Dividend Tax) Paid	(11,485.29)	(11,486.79)
Net Cash Flow from Financing Activities (C)	(11,485.29)	(11,486.79)
Net Increase / (Decrease) in Cash and Cash Equivalents (A+ B+ C)	(1,017.24)	2,321.71
Cash and Cash Equivalents at the beginning of the period	3,245.76	924.05
Cash and Cash Equivalents at the end of the period	2,228.52	3,245.76
Notes to Statement of Cash Flows :		
1. Cash and cash equivalent includes-		
Cash and Cheques on Hand	0.00	1.64
Balances with Scheduled Banks		
in Current Accounts	1,878.15	3,022.39
in Deposit Accounts	204.50	65.00
Earmarked balances with banks	109.47	112.64
Margin money deposit	36.40	44.09
	2,228.52	3,245.76

2. Previous period's figures have been rearranged/regrouped/ restated wherever necessary, to confirm to this year's classification.

3. The Cash Flow Statement has been prepared under the 'Indirect Method' as per Ind AS 7.

As per our report of even date attached

For S. C. Ajmera & Co.
Chartered Accountants
FRN : 002908C

Arun Sarupria
Partner
Membership No. 078398
Place: Ahmedabad
Date: 9th May, 2017

L. Kulshrestha
Senior General Manager
& Chief Financial Officer

Joel Evans
Company Secretary

Arunkumar Solanki, IAS
Managing Director
DIN: 03571453

Bhadresh Mehta
Director
DIN: 02625115

Place: Ahmedabad
Date: 9th May, 2017



1 : SIGNIFICANT ACCOUNTING POLICIES

Note 1: Significant accounting policies

This note provides list of the significant accounting policies applied in the preparation of these standalone financial statements.

(a) Basis of preparation

(i) *Statement of compliance with Ind AS*

The standalone financial statements are prepared in accordance with Indian Accounting Standards (Ind AS) notified under Section 133 of the Companies Act, 2013 (the Act) read with the Companies (Indian Accounting Standards) Rules, 2015 and other relevant provisions of the Act. The financial statements up to the year ended 31st March 2016 were prepared in accordance with the Accounting Standards specified under Section 133 of the Companies Act, 2013, read with Rule 7 of the Companies (Accounts) Rules, 2014 and other provisions of the Act.

These financial statements are the first financial statements of the Company under Ind AS. The date of transition to Ind AS is 1st April, 2015. Refer Note 2.48 for an explanation as to the transition from Indian Generally Accepted Accounting Principle (IGAAP) to Ind AS has affected the Company's financial position, financial performance and cash flows.

(ii) *Historical cost convention*

The financial statements are prepared on accrual basis of accounting under historical cost convention in accordance with generally accepted accounting principles in India and the relevant provisions of the Companies Act, 2013 including Indian Accounting Standards notified there under, except for the following where the fair valuation have been carried out in accordance with the requirements of respective Ind AS:

- Investments in equity instruments;
- Non-current assets held for sale; and
- Employee defined benefit plans - plan assets.

Prior period/ Pre-paid items:

Items exceeding the materiality determined by the management (Rs.50000/-) are accounted retrospectively by restating the relevant accounting periods. Other items are accounted in the year in which they arise.

(iii) *Use of estimates and judgements*

The preparation and presentation of the financial statements are in conformity with the Ind AS which requires the management to make estimates, judgments and assumptions that affect the reported amounts of assets and liabilities, revenues and expenses and disclosure of contingent liabilities. Such estimates and assumptions are based on management's evaluation of relevant facts and circumstances as on the date of financial statements. The actual outcome may differ from these estimates.

Estimates and underlying assumptions are reviewed on an ongoing basis. Revisions to the accounting estimates are accounted prospectively.

This policy provides an overview of the areas that involved judgement and items which are more likely to be materially adjusted due to estimates and assumptions turning out to be different than those originally assessed. Detailed information about each of these estimates and judgements is included in relevant notes together with information about the basis of calculation for each affected line item in the financial statements.

Information about assumptions, estimation and uncertainties that have a significant risk of resulting in a material adjustment within the next financial year are included in the following notes:

Note 2.21 - Current / Deferred tax liabilities

Note 2.25 - Measurement of employee defined benefit liabilities

Note 2.19/2.37 - Provisions and contingent liabilities

Note 2.42 - Impairment of items of property, plant and equipment and other assets

Note 2.45 - Impairment of financial assets (including expected credit losses for receivables)

Note 2.02- Fair valuation of investment properties

Note 2.45- Fair valuation of investments

Note 2.15- Fair valuation of non-current assets held for sale

Principles of fair value measurement have been provided in note (I) of the significant accounting policies.

(iv) Current versus non-current classification

The Company presents assets and liabilities in the Balance Sheet based on current/non-current classification as per the requirements of Ind AS compliant Schedule III to the Companies Act, 2013.

(b) Borrowing costs

Borrowing costs attributable during the acquisition or construction of qualifying assets are capitalised as part of the cost of the assets. A qualifying asset is one that necessarily takes substantial period of time to get ready for intended use. All other borrowing costs are charged to revenue.

(c) Property, Plant and Equipment (PPE)

Freehold land is carried at historical cost. All other items of property, plant and equipment are stated at historical cost of acquisition/construction (net of recoverable taxes) less accumulated depreciation and impairment losses, if any.

Historical cost includes expenditure that is directly attributable to the acquisition as well as construction/installation of the items but excludes cost of fencing in lignite mines projects. Subsequent costs are included in the asset's carrying amount or recognised as a separate asset, as appropriate, only when it is probable that future economic benefits associated with the item will flow to the Company and the cost of the item can be measured reliably. All other repairs and maintenance are charged to statement of profit and loss during the reporting period in which they are incurred. Rehabilitation and resettlement expenses incurred after initial acquisition of the assets are expensed to profit or loss in the year in which they are incurred.

Machinery spares for Generating Units, Power Station and Switch yard, etc. either procured along with the equipment or subsequently are capitalized in the asset's carrying amount or recognised as a separate asset, as appropriate, only when it is probable that future economic benefits associated with the item will flow to the Company and the cost of the item can be measured reliably.

The present value of the expected cost for the decommissioning of an asset after its use is included in the cost of the respective asset if the recognition criteria for a provision are met.

Capital Work-in-progress includes expenditure that is directly attributable to the acquisition/construction of assets, which are yet to be commissioned and project inventory and assets in transit.

An item of property, plant or equipment is derecognised upon disposal or when no future economic benefits are expected to arise from the continued use of the asset. Any gain or loss arising on the disposal or retirement of an item of property, plant and equipment is recognised in the statement of profit and loss.

Un-serviceable/worn out plant and machineries, vehicles and other assets of the Company are written off from the books of account to the extent of 95% of their cost after getting approval of appropriate authorities. The same are stated at the lower of their net book value or net realizable value.

Item of PPE received by company at free of cost from parties other than government are stated at nominal cost.

Transition to Ind AS

On transition to Ind AS, the Company has elected to continue with the carrying value of all of its property, plant and equipment recognised as at 1st April 2015 measured as per the previous IGAAP and use that carrying value as the deemed cost of the property, plant and equipment. Please refer to note 2.48 for details of the same.

(d) Investment properties

Investment properties comprise free hold land and building(including properties under construction) that are held for rental yield and/or capital appreciation.

Investment property is measured initially at its cost, including related transaction costs. Subsequent expenditure is capitalised to the asset's carrying amount only when it is probable that future economic benefits associated with the item will flow to the Company and the cost of the item can be measured reliably. All other repairs and maintenance are charged to statement of profit and loss during the reporting period in which they are incurred.



GUJARAT MINERAL DEVELOPMENT CORPORATION LTD.

Transition to Ind AS

On transition to Ind AS, the Company has elected to continue with the carrying value of all of its investment properties recognised as at 1st April 2015 measured as per the previous IGAAP and use that carrying value as the deemed cost of investment properties. Please refer to note 2.48 for details of the same.

(e) Intangible assets

Intangible assets are measured on initial recognition at cost (net of recoverable taxes, if any). Subsequently, intangible assets are carried at cost less any accumulated amortisation and accumulated impairment losses, if any.

The costs of mining leases, which include the costs of acquiring mineral rights, are capitalised as item of intangible assets under the head 'Mining rights' in the year in which they are incurred. Pre-operative Expenses of Mines/Mining Projects under implementation incurred up to the date of commencement of the production on commercial basis are written off to the statement of profit and loss in the year in which they are incurred.

Transition to Ind AS

On transition to Ind AS, the Company has elected to continue with the carrying value of all of its intangible assets recognised as at 1st April 2015 measured as per the previous IGAAP and use that carrying value as the deemed cost of intangible assets. Please refer to note 2.48 for details of the same.

(f) Depreciation and amortisation methods, estimated useful lives and residual values

(i) Items of property, plant and equipment and investment properties

Depreciation is charged on straight line method based on the useful life prescribed in Schedule II to the Companies Act, 2013 except Plant & Machinery of Thermal Power Plant, Wind Energy Farm and Solar Project where straight line method as per the rates and in the manner as prescribed by CERC (Terms and Conditions of Tariff) Regulations, 2009 and 2012 respectively is used. The asset's residual values and useful lives are reviewed, and adjusted if appropriate, at the end of each reporting period.

Depreciation on items of property, plant and equipment acquired/disposed off during the year is provided on pro-rata basis with reference to the date of addition/disposal.

Investment properties are depreciated on straight line method (SLM) based on the useful lives prescribed in Schedule II to the Companies Act, 2013.

Low value items which are in the nature of assets (excluding immovable assets) and valuing up to Rs. 5,000/- are not capitalized and charged off to statement of profit and loss in the year of acquisition.

(ii) Intangible assets

Intangible assets with finite lives are amortised over their useful life and assessed for impairment whenever there is an indication that the item of intangible asset may be impaired. The amortisation period and the amortisation method for an intangible asset with a finite useful life are reviewed at each reporting date.

Intangible assets are amortised on straight line method (SLM) based on the useful lives determined based on technical evaluation done by the management except mining rights which are amortised using a unit-of-production method based on the data available with the Company as regards extraction of the minerals as compared to the technical estimation of gross geological mineral reserves as mentioned in the mine closure plan submitted/approved. Capitalised mining rights are amortised once commercial production commences.

(g) Impairment of non-financial assets

An asset is treated as impaired when carrying cost of asset exceeds its recoverable value. An impairment loss is charged to Statement of Profit and Loss in the year in which an asset is identified as impaired. The impairment loss recognized in prior accounting period is reversed, if there has been a change in estimate of recoverable amount. In case of intangible assets, the same will be tested on periodical basis for impairment.

Full provision has been made on plant and machinery which has not been put to use and lying in capital work in progress for more than ten years.

(h) Leases

The determination of whether an arrangement is (or contains) a lease is based on the substance of the arrangement at the inception of the lease. The arrangement is, or contains, a lease if fulfilment of the arrangement is dependent on the use of a specific asset or assets and the arrangement conveys a right to use the asset or assets, even if that right is not explicitly specified in an arrangement.

For arrangements entered into prior to 1st April 2015, the Company has determined whether the arrangement contain lease on the basis of facts and circumstances existing on the date of transition. However, lease classification is determined at the inception of lease.

Lease accounting

As a lessee

Finance lease

At the commencement of the lease term, the Company recognises finance leases as assets and liabilities in its balance sheet at amounts equal to the fair value of the leased property or, if lower, the present value of the minimum lease payments. The corresponding rental obligations, net of finance charges, are included in borrowings or other financial liabilities as appropriate. The discount rate used in calculating the present value is the interest rate implicit in the lease or the Company's incremental borrowing rate. Minimum lease payments are apportioned between the finance charge and the reduction of the outstanding liability.

Operating lease

Lease payments under an operating lease are recognised as an expenses on a straight-line basis over the lease term unless either:

- A. another systematic basis is more representative of the time pattern of the user's benefit; or
- B. the payments are structured to increase in line with expected general inflation to compensate for the lessor's expected inflationary cost increases.

As a lessor

Finance lease

Amounts due from lessees under finance leases are recorded as receivables at the Company's net investment in the leases. Finance lease income is allocated to accounting periods so as to reflect a constant periodic rate of return on the net investment outstanding in respect of the lease.

Operating lease

Lease income from operating lease (excluding amount for services such as insurance and maintenance) is recognised in the statement of profit or loss on a straight-line basis over the lease term, unless either:

- A. Another systematic basis is more representative of the time pattern of the user's benefit; or
- B. The payments to the Company are structured to increase in line with expected general inflation to compensate for the Company's expected inflationary cost increases.

(i) Non-current assets held for sale and discontinued operations

Non-current assets are classified as held for sale if their carrying amount will be recovered principally through a sale transaction rather than through continuing use and a sale is considered highly probable. They are measured at the lower of their carrying amount and fair value less costs to sell, except for assets such as deferred tax assets, assets arising from employee benefits, financial assets and contractual rights under insurance contracts, which are specifically exempt from this requirement.

Non-current assets are not depreciated or amortised while they are classified as held for sale. Non-current assets classified as held for sale are presented separately from the other assets in the balance sheet.

A discontinued operation is a component of the Company that has been disposed of or is classified as held for sale and that represents a separate major line of business or geographical area of operations, is part of a single co-ordinated plan to dispose of such a line of business or area of operations, or is a subsidiary acquired exclusively with a view to resale. The results of discontinued operations are presented separately in the statement of profit and loss.

(j) Financial instruments

A financial instrument is any contract that gives rise to a financial asset of one entity and a financial liability or equity instrument of another entity.

Financial assets

Initial recognition

A financial asset is recognised in the balance sheet when the Company becomes party to the contractual provisions of the instrument.



GUJARAT MINERAL DEVELOPMENT CORPORATION LTD.

Initial measurement

At initial recognition, the Company measures a financial asset (which are not measured at fair value) through profit or loss at its fair value plus or minus transaction costs that are directly attributable to the acquisition or issue of the financial asset.

Subsequent measurement

For purpose of subsequent measurement, financial assets are classified into:

- A. Financial assets measured at amortised cost;
- B. Financial assets measured at fair value through profit or loss (FVTPL); and
- C. Financial assets measured at fair value through other comprehensive income (FVOCI).

The Company classifies its financial assets in the above mentioned categories based on:

- A. The Company's business model for managing the financial assets, and
- B. The contractual cash flows characteristics of the financial asset.

A financial asset is measured at amortised cost if both of the following conditions are met:

- A. The financial asset is held within a business model whose objective is to hold financial assets in order to collect contractual cash flows and
- B. The contractual terms of the financial assets give rise on specified dates to cash flows that are solely payments of principal and interest (SPPI) on the principal amount outstanding.

Amortised cost of a financial asset or financial liability means the amount at which the financial asset or financial liability is measured at initial recognition minus the principal repayments, plus or minus the cumulative amortisation using the effective interest rate method of any difference between that initial amount and the maturity amount and, for financial assets, adjusted for any loss allowance.

Financial assets are subsequently measured at amortised cost using the effective interest rate (EIR) method. Amortised cost is calculated by taking into account any discount or premium on acquisition and fees or costs that are an integral part of the EIR. The EIR amortisation is included in finance income in the profit or loss. The losses arising from impairment are recognised in the profit or loss.

A financial asset is measured at fair value through other comprehensive income if both of the following conditions are met:

- A. The financial asset is held within a business model whose objective is achieved by both collecting the contractual cash flows and selling financial assets and
- B. The asset's contractual cash flows represents SPPI.

A financial asset is measured at fair value through profit or loss unless it is measured at amortised cost or at fair value through other comprehensive income. In addition, the Company may elect to designate a financial asset, which otherwise meets amortized cost or FVOCI criteria, as at FVTPL. However, such election is allowed only if doing so reduces or eliminates a measurement or recognition inconsistency (referred to as 'accounting mismatch').

Trade receivables

Trade receivables are recognised initially at fair value and subsequently measured at amortised cost, less provision for impairment.

Equity instruments

All equity investments in scope of Ind AS 109 are measured at fair value. Equity instruments which are held for trading are classified as at FVTPL. For all other equity instruments, the Company may make an irrevocable election to present in other comprehensive income subsequent changes in the fair value. The Company makes such election on an instrument by-instrument basis. The classification is made on initial recognition and is irrevocable.

If the Company decides to classify an equity instrument as at FVOCI, then all fair value changes on the instrument, excluding dividends, are recognized in the Other Comprehensive Income (OCI). On sale of investments, cumulative gain or loss is recognised in OCI and the amount is not reclassified to profit or loss. Equity instruments included within the FVTPL category are measured at fair value with all changes recognised in the Profit and Loss.

The company has elected to measure its equity instrument through FVOCI.

Derecognition

A financial asset (or, where applicable, a part of a financial asset or part of a group of similar financial assets) is primarily

derecognised (i.e. removed from the Company's balance sheet) when:

- A. The contractual rights to the cash flows from the financial asset have expired, or
- B. The Company has transferred its rights to receive cash flows from the asset or has assumed an obligation to pay the received cash flows in full without material delay to a third party under a 'pass-through' arrangement; and either
 - i) The Company has transferred substantially all the risks and rewards of the asset, or
 - ii) The Company has neither transferred nor retained substantially all the risks and rewards of the asset, but has transferred control of the asset.

When the Company has transferred its rights to receive cash flows from an asset or has entered into a pass-through arrangement, it evaluates if and to what extent it has retained the risks and rewards of ownership. When it has neither transferred nor retained substantially all of the risks and rewards of the asset, nor transferred control of the asset, the Company continues to recognise the transferred asset to the extent of the Company's continuing involvement. In that case, the Company also recognises an associated liability. The transferred asset and the associated liability are measured on a basis that reflects the rights and obligations that the Company has retained.

Continuing involvement that takes the form of a guarantee over the transferred asset is measured at the lower of the original carrying amount of the asset and the maximum amount of consideration that the Company could be required to repay.

Impairment of financial assets

The Company assesses impairment based on expected credit loss (ECL) model to the following:

- A. Financial assets measured at amortised cost
- B. Financial assets measured at fair value through other comprehensive income

Expected credit losses are measured through a loss allowance at an amount equal to:

- A. The 12-months expected credit losses (expected credit losses that result from those default events on the financial instrument that are possible within 12 months after the reporting date); or
- B. Full time expected credit losses (expected credit losses that result from all possible default events over the life of the financial instrument).

The Company follows 'simplified approach' for recognition of impairment loss allowance on trade receivables. It recognises impairment loss allowance based on lifetime ECLs at each reporting date, right from its initial recognition.

The Company uses a provision matrix to determine impairment loss allowance for trade receivables. The provision matrix is based on its historically observed default rates over the expected life of the trade receivable and is adjusted for forward looking estimates. At every reporting date, the historical observed default rates are updated and changes in the forward-looking estimates are analysed.

For recognition of impairment loss on other financial assets and risk exposure, the Company determines that whether there has been a significant increase in the credit risk since initial recognition. If credit risk has not increased significantly, 12-months ECL is used to provide for impairment loss. However, if credit risk has increased significantly, lifetime ECL is used. If, in a subsequent period, credit quality of the instrument improves such that there is no longer a significant increase in credit risk since initial recognition, then the Company reverts to recognising impairment loss allowance based on 12-months ECL.

ECL impairment loss allowance (or reversal) recognized during the period is recognized as income/ expense in the statement of profit and loss. The balance sheet presentation for various financial instruments is described below:

- A. Financial assets measured as at amortised cost and contractual revenue receivables - ECL is presented as an allowance, i.e., as an integral part of the measurement of those assets in the balance sheet. The allowance reduces the net carrying amount. Until the asset meets write-off criteria, the company does not reduce impairment allowance from the gross carrying amount.
- B. Financial assets measured at FVOCI - Since financial assets are already reflected at fair value, impairment allowance is not further reduced from its value. Rather, ECL amount is presented as accumulated impairment amount in the OCI.

For assessing increase in credit risk and impairment loss, the Company combines financial instruments on the basis of shared credit risk characteristics with the objective of facilitating an analysis that is designed to enable significant increases in credit risk to be identified on a timely basis.



GUJARAT MINERAL DEVELOPMENT CORPORATION LTD.

Financial Liabilities

Initial recognition and measurement

All financial liabilities are recognised initially at fair value and, in case of loans and borrowings and payables, net of directly attributable transaction costs.

Subsequently, all financial liabilities are measured at amortised cost or at fair value through profit or loss. The Company's financial liabilities include trade and other payables, loan and borrowings including bank overdrafts.

Subsequent measurement

- A. Financial liabilities measured at amortised cost
- B. Financial liabilities subsequently measured at fair value through profit or loss

Financial liabilities at fair value through profit or loss include financial liabilities held for trading and financial liabilities designated upon initial recognition as at fair value through profit or loss. Financial liabilities are classified as held for trading if they are incurred for the purpose of repurchasing in the near term. Gains or losses on liabilities held for trading are recognised in the profit or loss.

Financial liabilities designated upon initial recognition at fair value through profit or loss are designated as such at the initial date of recognition, and only if the criteria in Ind AS 109 are satisfied. For liabilities designated as FVTPL, fair value gains/ losses attributable to changes in own credit risk are recognized in OCI. These gains/ loss are not subsequently transferred to profit or loss. However, the Company may transfer the cumulative gain or loss within equity. All other changes in fair value of such liability are recognised in the statement of profit or loss. The Company has not designated any financial liability as at fair value through profit or loss.

Trade and other payables

These amounts represent liability for goods and services provided to the Company prior to the end of financial year which are unpaid. Trade and other payables are presented as current liabilities unless payment is not due within 12 months after the reporting period. They are recognised initially at fair value and subsequently measured at amortised cost using the effective interest rate method.

Derecognition

A financial liability is derecognised when the obligation under the liability is discharged or cancelled or expires. When an existing financial liability is replaced by another from the same lender on substantially different terms, or the terms of an existing liability are substantially modified, such an exchange or modification is treated as the derecognition of the original liability and the recognition of a new liability. The difference in the respective carrying amounts is recognised in the statement of profit or loss.

(k) Offsetting financial instruments

Financial assets and financial liabilities are offset and the net amount is reported in the balance sheet when, and only when, there is a legally enforceable right to offset the recognised amount and there is intention either to settle on net basis or to realise the assets and to settle the liabilities simultaneously. The legally enforceable right must not be contingent on future events and must be enforceable in the normal course of business and in the event of default, insolvency or bankruptcy of the Company or counterparty.

(l) Fair value measurement

The Company measures certain financial instruments at fair value at each balance sheet date. The fair value measurement is based on the presumption that the transaction to sell the asset or transfer the liability takes place either:

- A. In the principal market for the asset or liability, or
- B. In the absence of a principal market, in the most advantageous market for the asset or liability.

The principal or the most advantageous market must be accessible by the Company. The fair value of an asset or a liability is measured using the assumptions that market participants would use when pricing the asset or liability, assuming that market participants act in their best economic interest.

The Company uses valuation techniques that are appropriate in the circumstances and for which sufficient data are available to measure fair value, maximising the use of relevant observable inputs and minimising the use of unobservable inputs.

All assets and liabilities for which fair value is measured or disclosed in the financial statements are categorised within the fair value hierarchy, described as under, based on the lowest level input that is significant to the fair value measurement as a whole:

- A. Level 1 - Quoted (unadjusted) market prices in active markets for identical assets or liabilities.
- B. Level 2 - Valuation techniques for which the lowest level input that is significant to the fair value measurement is directly or indirectly observable.
- C. Level 3 - Valuation techniques for which the lowest level input that is significant to the fair value measurement is unobservable.

For assets and liabilities that are recognised in the financial statements on a recurring basis, the Company determines whether transfers have occurred between levels in the hierarchy by re-assessing categorisation (based on the lowest level input that is significant to the fair value measurement as a whole) at the end of each reporting period.

This note summarises the accounting policy for fair value. Other fair value related disclosures are given in the relevant notes.

- A. Note 2.45- Disclosures for valuation methods, significant estimates and assumptions
- B. Note 2.45- Quantitative disclosures of fair value measurement hierarchy
- C. Note 2.45- Financial instruments (including those carried at amortised cost)
- D. Note 2.25- Measurement of employee defined benefit obligations
- E. Note 2.02- Fair valuation of investment properties
- F. Note 2.45- Fair valuation of investments
- G. Note 2.15- Fair valuation of non-current assets held for sale

(m) Inventories

Stores, chemicals, spares, fuel and loose tools are valued at cost. Cost is ascertained on weighted average method.

Raw materials, mined ore, goods-in-process and finished products are valued at lower of total cost incurred at respective project or net realizable value item-wise. Cost is ascertained on First In First Out basis. While valuing inventories, the inter-unit profit has been eliminated at corporate level. Further, the Company does not value the stock of by-products lying at various project sites.

Spares (not meeting the definition of property, plant and equipment) are accounted as inventory and expensed to the statement of profit and loss when issued for consumption.

(n) Employee benefits

(i) **Short term employee benefit obligations**

Liabilities for wages, salaries, including non-monetary benefits that are expected to be settled wholly within 12 months after the end of the period in which the employees render the related services are recognised in respect of employees' services up to the end of the reporting period and are measured at the amounts expected to be paid when the liabilities are to be settled. The liabilities are presented as current employee benefit obligations in the balance sheet.

(ii) **Other long term employee benefit obligations**

The liabilities for earned leave and sick leave are not expected to be settled wholly within 12 months after the end of the period in which employees render the related service. They are therefore measured as the present value of expected future payments to be made in respect of services provided by employees up to the end of reporting period using the projected unit credit method. The benefits are discounted using the market yield at the end of reporting period that have terms approximating to the terms of related obligation. Remeasurement as a result of experience, adjustments and changes in actuarial assumptions are recognised in the statement of profit and loss.

The obligations are presented as current liabilities in the balance sheet if the Company does not have unconditional right to defer settlement for at least 12 months after the reporting period, regardless of when the actual settlement is expected to occur.

Compensation paid to the legal heirs of deceased employee while in service is charged to Statement of Profit and Loss as and when the liability arises.

The principal amount and interest thereon in respect of House Building Advance in case of deceased employee while in service is written off as and when intimation is received.

(iii) **Post-employment obligations**

The Company operates the following post-employment schemes:

- A. Defined benefit plans such as gratuity; and
- B. Defined contribution plan such as provident fund etc.



GUJARAT MINERAL DEVELOPMENT CORPORATION LTD.

Gratuity obligations

The liability or asset recognised in the balance sheet in respect of defined benefit gratuity plans is present value of the defined benefit obligation at the end of the reporting period less the fair value of plan assets. The defined benefit obligation is calculated annually by actuaries using the projected unit credit method.

The present value of the defined benefit obligations is determined by discounting the estimated future cash outflows by reference to market yields at the end of the reporting period on government bonds that have terms approximating to the terms of the related obligation. The net interest cost is calculated by applying the discount rate to the net balance of the defined benefit obligation and the fair value of plan assets. This cost is included in employee benefit expenses in the statement of profit and loss.

Remeasurement gains and losses arising from experience adjustments and changes in actuarial assumptions are recognised in the period in which they occur, directly in other comprehensive income. They are included in retained earnings in the statement of changes in equity and in the balance sheet. Changes in present value of the defined benefit obligation resulting from plan amendment or curtailments are recognised immediately in profit or loss as past service cost.

Provident Fund

The Company pays provident fund contributions to GMDC Employees Provident Fund Trust. The Company has no further payment obligations once the contributions have been paid. The contributions are accounted for as defined contribution plans and the contributions are recognised as employee benefit expenses when they are due. Prepaid contributions are recognised as an asset to the extent that a cash refund or a reduction in the future payment is available.

Reimbursement of losses and other related expenses to Provident Fund Trust are charged to the Statement of Profit and Loss as and when crystallized.

(iv) Termination benefits

Compensation to employees who have opted for retirement under the voluntary retirement scheme of the company is charged to Statement of Profit and Loss in the year of separation.

(o) Foreign currency transactions

(i) Functional and presentation currency

Items included in the financial statements are measured using the currency of the primary economic environment in which the Company operates ('the functional currency'). The standalone financial statements are presented in Indian rupee (INR), which is GMDC's functional and presentation currency.

(ii) Transactions and balances

Foreign currency transactions are translated into the functional currency using the exchange rates at the date of the transactions. Foreign exchange gains and losses resulting from the settlement of such transactions and from the translation of monetary assets and liabilities denominated in foreign currencies at the year-end exchange rates are generally recognised in profit or loss.

Foreign exchange differences regarded as an adjustment to borrowing costs are presented in the statements of profit and loss. All other foreign exchange gains and losses are presented in the statement of profit and loss on a net basis within other income or other expenses.

Non-monetary items that are measured in terms of historical cost in a foreign currency are translated using the exchange rates at the dates of the initial transactions. Non-monetary items that are measured at fair value in a foreign currency are translated using the exchange rates at the date when the fair value was determined. Translation differences on assets and liabilities carried at fair value are reported as part of the fair value gain or loss.

(p) Revenue recognition

Revenue is measured at fair value of the consideration received or receivable. Amounts disclosed as revenue are net of the amounts collected on behalf of third parties. The Company recognises revenue when the amount of revenue can be reliably measured, it is probable that future economic benefits will flow to the Company and specific criteria have been met for each of the Company's activities. The Company bases its estimates on historical results, taking into consideration the type of customer, the type of transaction and the specifics of each arrangement.

Sales are recognized at the time of dispatch of finished goods. Sales include amounts in respect of excise duty (on the basis of payments made in respect of goods cleared), royalty, transportation, packing charges, clean energy cess, mine closure charges wherever applicable and other taxes or duties, if any, but excluding VAT. Sales are reduced to the extent of the amount of cash discount.

ANNUAL REPORT 2016-2017

The liquidated damage/penalty, if any, on capital contracts are generally determined on completion of contract and the same is recognised in the statement of profit and loss. Liquidated damages/penalty on long term revenue contracts are determined at the end of one year from the date of award of contracts and the same is recognised in the statement of profit and loss.

In respect of power plants, Unscheduled Interchange (UI) Charges and Generation Based Incentives (GBI) are recognized as and when the same are received / incurred by the Company.

Interest income from a financial asset is recognised when it is probable that the economic benefit will flow to the Company and the amount of income can be measured reliably. Interest income is accrued on a time basis, by reference to the principal outstanding and at the effective interest rate applicable, which is the rate that exactly discounts estimated future cash flows through the expected life of the financial asset to that asset's gross carrying amount on initial recognition.

Dividend income is accounted for when the right to receive the same is established, which is generally when the shareholders approve the dividend.

(q) Government grants

Grants from the Government are recognised at their fair value where there is a reasonable assurance that the grant will be received and the Company will comply with all attached conditions.

Government grants relating to income are deferred and recognised in the Statement of Profit and Loss over the period necessary to match them with the costs that they are intended to compensate and presented within the other income.

Government grants relating to the purchase or construction of items of property, plant and equipment or investment properties are included in non-financial liabilities as deferred income and credited to Statement of Profit and Loss on a straight line basis over the expected lives of the related assets and presented within the other income.

(r) Taxation

Income tax

The income tax expense or credit for the period is the tax payable on the current period's taxable income based on the applicable income tax rate adjusted by changes in deferred tax assets and liabilities attributable to temporary differences and to unused tax losses.

The current income tax charge is calculated on the basis of the tax laws enacted or substantively enacted at the end of the reporting period. Current income tax assets and liabilities are measured at the amount expected to be recovered from or paid to the taxation authorities, based on the rates and tax laws enacted or substantively enacted, at the reporting date. Current tax items are recognised in correlation to the underlying transaction either in OCI or directly in equity.

Deferred taxes

Deferred tax is provided in full on temporary difference arising between the tax bases of the assets and liabilities and their carrying amounts in standalone financial statements.

Deferred income tax is determined using tax rates (and laws) that have been enacted or substantially enacted by the end of the reporting period and are expected to apply when the related deferred income tax asset is realised or the deferred income tax liability is settled. Deferred tax assets are recognised for all deductible temporary differences and unused tax losses only if it is probable that future taxable amounts will be available to utilise those temporary differences and losses.

Deferred tax assets and liabilities are offset when there is a legally enforceable right to offset current tax assets and liabilities and when the deferred tax balances relate to the same taxation authority. Current tax assets and tax liabilities are offset where the Company has a legally enforceable right to offset and intends either to settle on a net basis, or to realise the asset and settle the liability simultaneously.

Current and deferred tax are recognised in the Statement of Profit and Loss, except to the extent that it relates to items recognised in other comprehensive income or directly in equity. In this case, the tax is also recognised in other comprehensive income or directly in equity, respectively. Any tax credit available is recognised as deferred tax to the extent that it is probable that future taxable profit will be available against which the unused tax credits can be utilised. The said asset is created by way of credit to the statement of profit and loss and shown under the head deferred tax asset.

The carrying amount of deferred tax assets is reviewed at each reporting date and reduced to the extent that it is no longer probable that sufficient taxable profit will be available to allow all or part of the deferred tax asset to be utilised. Unrecognised deferred tax assets are re-assessed at each reporting date and are recognised to the extent that it has become probable that future taxable profits will allow the deferred tax asset to be recovered.



GUJARAT MINERAL DEVELOPMENT CORPORATION LTD.

(s) Provisions, contingent liabilities and contingent assets

Provisions are recognised at present value when the Company has a present obligation (legal or constructive) as a result of a past event, it is probable that an outflow of resources embodying economic benefits will be required to settle the obligation and a reliable estimate can be made of the amount of the obligation. The expense relating to a provision is presented in the statement of profit and loss net of any reimbursement.

Decommissioning costs are provided at the present value of expected costs to settle the obligation using estimated cash flows and are recognised as part of the cost of PPE. The cash flows are discounted at a current pre-tax rate that reflects the risk specific to the decommissioning liability. The unwinding of discount is expensed as incurred and recognised in the statement of profit and loss as a finance cost. The estimated future costs of decommissioning are reviewed annually and adjusted as appropriate. Changes in the estimated future costs or in the discount rate applied are added to or deducted from the cost of the asset. Progressive mine closure expenses are accounted for as and when incurred.

As per the mine closure guidelines issued by the Ministry of Coal, in August 2009 and further updated in January 2013, the annual mine closure cost need to be provided @ Rs. 6 Lakh per hectare. Such annual cost is required to be modified with reference to WPI as mentioned and considered in the mine closure plan submitted / approved for the respective mines. The mine closure provisions are required to be provided in line with the approved / submitted / prepared mine closure plans. In case the mine closure plan has not been submitted / approved / prepared, the annual cost is estimated based on the above referred guidelines.

Contingent liabilities are not provided for, If material, are disclosed by way of notes to accounts. Contingent assets are not recognised in financial statements. However, the same is disclosed, where an inflow of economic benefit is probable.

(t) Cash and Cash Equivalents

Cash and cash equivalents comprise cash and deposits with banks . The Company considers all highly liquid investments with a remaining maturity at the date of purchase of three months or less and that are readily convertible to known amounts of cash to be cash equivalents.

For the purpose of presentation in the statement of cash flows, cash and cash equivalents includes cash on hand, other short term, highly liquid investments with original maturities of three months or less that are readily convertible to known amounts of cash and which are subject to an insignificant risk of changes in value, and bank overdrafts. Bank overdrafts are shown within borrowings in current liabilities in the balance sheet.

(u) Statement of Cash Flows

Cash flows are reported using the indirect method, whereby profit before tax is adjusted for the effects of transactions of a non-cash nature, any deferrals or accruals of past or future operating cash receipts or payments and item of income or expenses associated with investing or financing cash flows. The cash flows from operating, investing and financing activities of the Company are segregated.

(v) Dividends

The Company recognises a liability for dividends to equity holders of the Company when the dividend is authorised and the dividend is no longer at the discretion of the Company. As per the corporate laws in India, dividend is authorised when it is approved by the shareholders. A corresponding amount is recognised directly in equity.

(w) Segment Reporting

The Chief Operational Decision Maker (CODM) monitors the operating results of its business segments separately for the purpose of making decisions about resource allocation and performance assessment. Segment performance is evaluated based on profit or loss and is measured consistently with profit or loss in the financial statements. Operating segments are reported in a manner consistent with the internal reporting provided to the CODM.

Accordingly, the Board of Directors of the Company is CODM for the purpose of segment reporting. Refer note 2.43 for segment information presented.

(x) Events occurring after the Reporting Date

Adjusting events (that provides evidence of condition that existed at the balance sheet date) occurring after the balance sheet date are recognized in the financial statements. Material non adjusting events (that are inductive of conditions that arose subsequent to the balance sheet date) occurring after the balance sheet date that represents material change and commitments affecting the financial position are disclosed in the Board's Report.

(y) Exceptional Items

Certain occasions, the size, type or incidence of an item of income or expense, pertaining to the ordinary activities of the Company is such that its disclosure improves the understanding of the performance of the Company, such income or expense is classified as an exceptional item and accordingly, disclosed in the notes accompanying to the financial statements.

2.01 PROPERTY, PLANT AND EQUIPMENT
Property, plant and equipment as at 31st March 2016

Particulars	Gross Carrying Amount			Accumulated Depreciation / Amortisation			Net Carrying Amount			
	Deemed Cost As on 1-Apr-15	Additions/ Adjustments during the year	Deductions during the year	Balance As on 31-Mar-16	Balance As on 1-Apr-15	Additions during the year	Deduction during the year	Balance As on 31-Mar-16	As on 31-Mar-16	As on 1-Apr-15
Land- Free Hold	359.98	3,707.68	-	4,067.66	-	-	-	4,067.66	359.98	-
Building	13,379.12	234.47	-	13,613.59	-	558.64	-	13,054.94	13,379.12	-
Plant & Equipment	1,48,599.99	2,670.17	355.45	1,50,914.71	-	11,288.51	338.71	1,39,964.92	1,48,599.99	-
Furniture & Fixtures	120.03	8.43	0.12	128.35	-	15.38	-	112.96	120.03	-
Vehicles	461.12	381.71	23.48	819.34	-	111.27	19.20	727.27	461.12	-
Office Equipment	73.18	463.65	0.85	535.98	-	89.54	0.11	446.55	73.18	-
Computers	24.92	164.54	1.47	187.99	-	26.26	0.48	162.22	24.92	-
Electrical Equipment	560.49	136.37	-	696.86	-	82.13	-	614.72	560.49	-
Laboratory Equipment	81.37	90.18	-	171.55	-	15.62	-	155.93	81.37	-
Total Property, Plant and Equipment	1,63,660.20	7,857.20	381.37	1,71,136.03	-	12,187.35	358.50	1,59,307.17	1,63,660.20	-
Capital Work in Progress								3,099.20	1,118.51	

Property, plant and equipment as at 31st March 2017

Particulars	Gross Carrying Amount			Accumulated Depreciation / Amortisation			Net Carrying Amount			
	Deemed Cost As on 1-Apr-16	Additions/ Adjustments during the year	Deduction during the year	Balance As on 31-Mar-17	Balance As on 1-Apr-16	Additions during the year	Deduction during the year	Balance As on 31-Mar-17	As on 31-Mar-16	As on 31-Mar-17
Land- Free Hold	4,067.66	(0.00)	-	4,067.66	-	-	-	4,067.66	4,067.66	-
Building	13,613.59	1,205.95	9.50	14,810.04	558.64	571.60	0.55	1,129.69	13,054.94	-
Plant & Equipment	1,50,914.71	28,603.44	7.90	1,79,510.24	10,949.79	12,374.99	0.18	23,324.61	1,56,185.64	-
Furniture & Fixtures	128.35	11.34	0.00	139.68	15.38	15.23	-	30.61	109.06	-
Vehicles	819.34	9.13	1.50	826.98	92.07	118.37	0.46	209.98	617.00	-
Office Equipment	535.98	96.24	0.07	632.15	89.43	109.95	-	199.39	432.77	-
Computers	187.99	87.57	2.49	273.07	25.77	68.22	0.69	93.30	179.77	-
Electrical Equipment	696.86	329.46	0.01	1,026.31	82.13	115.09	-	197.22	829.08	-
Laboratory Equipment	171.55	55.53	-	227.08	15.62	18.02	-	33.64	193.44	-
Total Property, Plant and Equipment	1,71,136.03	30,398.66	21.47	2,01,513.21	11,828.83	13,391.47	1.88	25,218.44	1,76,294.77	1,59,307.17
Capital Work in Progress									2,108.35	

2.01.01 GSECL and the Company had agreed to create common amenities (school, hospital, drinking water supply, communication, transport facilities, etc.) for the employees of both entities and also for general public in Panandhra in terms of minutes dated 8.10.1991, 3.8.1992, 1.10.1993. These were to be managed by a Trust to be registered in this regard. Pending formation of the Trust, the capital and revenue expenditure incurred by the Company as well as GSECL are shared on 50:50 basis and accounted in the books of the respective entity. Share of 50% given by each against the expenditure incurred by respective entity is subject to confirmation and adjustments, if any. Pending transfer of such assets to the Trust, capital expenditure incurred in the creation of items of property, plant and equipment towards 50% share of GMDC to the tune of ₹ 59.40 Lakh (₹ 59.40 Lakh) is accounted in the books of the Company and included in the respective items of property, plant and equipment.



GUJARAT MINERAL DEVELOPMENT CORPORATION LTD.

2.01.02 Break-up of Capital Work-in-progress for the year ended 31st March, 2017 is given here under: (₹ in Lakh)

Segment	Civil Work	Non-Civil Work	Total
Mining	1,305.98	14.39	1,320.37
Power	772.34	15.64	787.98
Corporate Office	-	-	-
Total	2,078.32	30.03	2,108.35
Previous Year	6244.58	1229.76	7,474.34

2.01.03 Property, plant, equipment - Breakup of net carrying amount as on 1st April, 2015 as per previous GAAP: (₹ in Lakh)

Particulars	Gross carrying value	Accumulated depreciation	Net carrying value
Land- Free Hold	13,819.71	2,192.73	11,626.98
Land- Lease Hold	1,679.74	272.29	1,407.45
Building	26,289.01	12,909.89	13,379.12
Plant & Equipment	2,35,361.71	87,627.12	1,47,734.59
Furniture & Fixtures	981.74	861.56	120.18
Vehicles	1,444.38	980.47	463.91
Office Equipments	495.98	422.68	73.30
Computers	61.43	36.51	24.92
Electrical Equipment	819.36	258.87	560.49
Laboratory Equipments	125.39	44.02	81.37
Total	2,81,078.45	1,05,606.14	1,75,472.31

2.01.04 Refer to Note 2.37 for disclosure of contractual commitments for the acquisition of property, plant and equipment.

2.01.05 Details of assets given on operating lease: (₹ in Lakh)

Net Carrying Amount	As at 31 st March, 2017	As at 31 st March, 2016	As at 1 st April, 2015
Plant & machinery (Thermal Power Plant)	70,075.60	64,644.43	59,956.34

The Company had entered into Power Purchase Agreement with one of the Government owned entities for sale of electricity produced from thermal power plant. The tenure of PPA is 30 years whereas the economic life is determined to be atleast 40 years. The management has evaluated the arrangement as per the provisions of Appendix C to Ind AS 17 - Leases and its classification is determined at the inception of arrangement. Accordingly, the arrangement is considered as operating lease.

2.02 INVESTMENT PROPERTIES (₹ in Lakh)

Particulars	As at 31 st March, 2017	As at 31 st March, 2016	As at 1 st April, 2015
Freehold land	1,669.00	1,669.00	1,669.00
Building	10,155.70	1,285.71	-
Capital work in progress	0.84	4,375.14	3,472.47
Total investment properties	11,825.54	7,329.85	5,141.47

ANNUAL REPORT 2016-2017

(₹ in Lakh)

Particulars	As at 31 st March, 2017	As at 31 st March, 2016
Freehold land		
Cost or deemed cost		
Balance at the beginning of the Year	1,669.00	1,669.00
Add: Addition during the Year	-	-
Closing net carrying value	1,669.00	1,669.00

(₹ in Lakh)

Particulars	As at 31 st March, 2017	As at 31 st March, 2016
Building		
Cost or deemed cost		
Balance at the beginning of the Year	1,302.96	-
Add: Addition during the Year	9,005.99	1,302.96
Closing gross carrying value	10,308.95	1,302.96
Accumulated depreciation		
Balance at the beginning of the Year	17.25	-
Add: Addition during the Year	135.99	17.25
Closing accumulated depreciation	153.24	17.25
Closing net carrying value	10,155.71	1,285.71

2.02.01 Amount recognised in statement of profit and loss for investment properties

(₹ in Lakh)

Particulars	2016-17	2015-16
Rental income*	-	-
Direct operating expenses from property that generated rental income	-	-
Direct operating expenses from property that did not generate rental income	-	-
Profit/(Loss) from investment properties before depreciation	-	-
Depreciation	(135.99)	(17.25)
Profit/(Loss) from investment properties	(135.99)	(17.25)

* The Company is under process of executing the agreement.

2.02.02 Contractual Commitments

Refer to Note 2.38 for disclosure of contractual commitments to purchase, construct or develop investment property.

2.02.03 Fair Value

(₹ in Lakh)

Particulars	As at 31 st March, 2017	As at 31 st March, 2016	As at 1 st April, 2015
Investment properties	11,977.95	2,971.96	1,669.00

Estimation of Fair Value

The Company obtains valuation for its investment properties from Technical Department (other than those under construction) at least annually. The best evidence of fair value is Jantri rate in case of land and management's technical valuation for building constructed. All resulting fair value estimates for investment properties are included in level 3. For properties under construction, management is of the view that the fair value can be determined reliably only on completion of the construction. Accordingly, the same shall be disclosed when the construction is completed.

2.03 OTHER INTANGIBLE ASSETS

(₹ in Lakh)

Particulars	As at 31 st March, 2017	As at 31 st March, 2016	As at 1 st April, 2015
Enterprise Resource Planning	112.81	131.32	149.83
Mining Rights	19,038.56	12,301.58	9,598.00
Total intangible assets	19,151.37	12,432.90	9,747.83



GUJARAT MINERAL DEVELOPMENT CORPORATION LTD.

Particulars	(₹ in Lakh)	
	As at 31 st March, 2017	As at 31 st March, 2016
Enterprise Resource Planning		
Cost or deemed cost		
Balance at the beginning of the Year	149.83	149.83
Add: Addition during the Year	-	-
Closing gross carrying value	149.83	149.83
Accumulated amortisation		
Balance at the beginning of the Year	18.51	-
Add: Addition during the Year	18.51	18.51
Closing accumulated amortisation	37.02	18.51
Closing net carrying value	112.81	131.32

Particulars	(₹ in Lakh)	
	As at 31 st March, 2017	As at 31 st March, 2016
Mining Rights		
Cost or deemed cost		
Balance at the beginning of the Year	13,151.12	9,598.00
Add: Addition during the Year	7,867.05	3,553.12
Closing gross carrying value	21,018.17	13,151.12
Accumulated amortisation		
Balance at the beginning of the Year	849.54	-
Add: Addition during the Year	1,579.77	849.54
Add: Adjustment during the Year	(449.70)	-
Closing accumulated amortisation	1,979.61	849.54
Closing net carrying value	19,038.56	12,301.58

2.03.01 Amortisation on mining rights represents depletion on wasting assets.

2.03.02 Intangible assets shown above are other than internally generated intangible assets having useful life of 10 years. It is amortized as per Straight Line Method over its useful life.

2.04 INVESTMENTS IN ASSOCIATE AND JOINT VENTURE

(₹ in Lakh)

Particulars	(₹ in Lakh)		
	As at 31 st March, 2017	As at 31 st March, 2016	As at 1 st April, 2015
Investments in unquoted equity shares of joint venture companies (measured at amortised cost)			
NIL (31st March, 2016: 25,497; 1st April, 2015: 25,497) Fully Paid Up Equity Shares of ₹ 10 each of Gujarat State Mining & Resources Corp. Ltd.	-	2.55	2.55
2,497 (31st March, 2016: 2,497; 1st April, 2015: 2,497) Fully Paid Up Equity Shares of ₹ 100 each of Naini Coal Co. Limited	2.50	2.50	2.50
25,000 (31st March, 2016: 25,000; 1st April, 2015: 25,000) Fully Paid Up Equity Shares of ₹ 10 each of Swarnim Gujarat Fluorspar Pvt. Ltd.	2.50	2.50	2.50
50,000 (31st March, 2016: 50,000; 1st April, 2015: 50,000) Fully Paid Up Equity Shares of ₹ 10 each of Gujarat Foundation for Entrepreneurial Excellence	5.00	5.00	5.00
Investment in unquoted equity shares of associate companies (measured at amortised cost)			
19,76,50,000 (31st March, 2016: 19,76,50,000; 1st April, 2015: 17,26,50,000) Fully Paid Up Equity Shares of ₹ 10 each of BhavnagarEnergy Company Ltd.	19,765.00	19,765.00	17,265.00
1,90,840 (31st March, 2016: 1,90,840; 1st April, 2015: 190,840) Fully Paid Up Equity Shares of ₹ 10 each of Gujarat Jaypee Cement and Infra Ltd.	19.08	19.08	19.08
49,40,000 (31st March, 2016: 49,40,000; 1st April, 2015: 49,40,000) Fully Paid Up Equity Shares of ₹ 10 each of Gujarat Credo Mineral Industries Ltd.	494.00	494.00	494.00
25,89,800 (31st March, 2016: 12,98,700; 1st April 2015: 12,98,700) Fully Paid Up Equity Shares of ₹ 10 each of Aikya Chemicals Pvt. Ltd.	258.98	129.87	129.87
Less: Provision for Impairment	(21.58)	(24.13)	(2.50)
Total	20,525.48	20,396.37	17,918.00

ANNUAL REPORT 2016-2017

2.04.01 The Company has provided for impairment in respect of the investment made in Gujarat Jaypee Cement and Infra Ltd. and Naini Coal Company Ltd as at 31st March 2017 while the investment made in Gujarat State Mining & Resources Corporation Ltd is written off during the financial year 2016-17. The Company has provided for impairment in respect of the investment made in Gujarat State Mining & Resources Corporation Ltd, Gujarat Jaypee Cement and Infra Ltd. and Naini Coal Company Ltd. as at 31st March 2016. The Company has provided for impairment in respect of the investment made in Naini Coal Company Ltd. before transition date.

2.05 INVESTMENTS

(₹ in Lakh)

Particulars	As at 31 st March, 2017	As at 31 st March, 2016	As at 1 st April, 2015
Non-Current			
Investment in quoted equity shares of other companies measured at fair value through other comprehensive income (FVOCI)			
41,45,433 (31st March, 2016: 41,45,433, 1st April 2015: 41,45,433) Fully Paid Up Equity Shares of ₹ 10 each of Gujarat Alkalies & Chemicals Ltd.	16,905.08	6,839.96	6,605.75
50,00,000 (31st March, 2016: 50,00,000; 1st April, 2015: 50,00,000) Fully Paid Up Equity Shares of ₹ 2 each of Gujarat State Fertilisers & Chemicals Ltd.	6,550.00	3,230.00	4,162.50
9,35,600 (31st March, 2016: 9,35,600; 1st April, 2015: 9,35,600) Fully Paid Up Equity Shares of ₹ 10 each of Gujarat State Financial Corporation Ltd.	187.12	187.12	187.12
7,77,900 (31st March, 2016: 7,77,900; 1st April, 2015: 7,77,900) Fully Paid Up Equity Shares of ₹ 10 each of Vijaya Bank	534.81	243.87	361.72
Investment in unquoted equity shares of other companies measured at fair value through other comprehensive income (FVOCI)			
10,00,000 (31st March, 2016: 10,00,000; 1st April, 2015: 10,00,000) Fully Paid Up Equity Shares of ₹ 10 each of Gujarat Informatics Ltd.	797.71	797.71	763.69
3,900 (31st March, 2016: 3,900; 1st April, 2015: 3,900) Fully Paid Up Equity Shares of ₹ 100 each of Gujarat Industrial Technical Consultancy Organization Ltd.	53.98	40.40	28.93
74,25,000 (31st March, 2016: 74,25,000; 1st April, 2015: 74,25,000) Fully Paid Up Equity Shares of ₹ 10 each of Gujarat Guardian Ltd.	11,508.75	9,726.75	9,355.50
2,61,72,800 (31st March, 2016: 2,61,72,800; 1st April, 2015: 2,61,72,800) Fully Paid Up Equity Shares of ₹ 1 each of Gujarat State Petroleum Corporation Ltd.	8,870.05	15,761.32	21,199.97
Less: Provision for Impairment (for investments in equity shares of Gujarat State Financial Corporation Limited)	(187.12)	(187.12)	(187.12)
Total Non-Current Investments	45,220.38	36,640.01	42,478.06
Aggregate amount of quoted investments	23,989.88	10,313.84	11,129.97
Aggregate market value of quoted investments	23,989.88	10,313.84	11,129.97
Aggregate amount of unquoted investments	21,230.49	26,326.18	31,348.09



GUJARAT MINERAL DEVELOPMENT CORPORATION LTD.

2.05.01 Investments measured at fair value through Other Comprehensive Income (FVOCI) reflect investments in unquoted and quoted equity securities. Refer Note 2.45 for determination of their fair values.

2.05.02 As per the Memorandum of Understanding (MOU) dated 30th March, 1995 entered into with the Gujarat Industrial Investment Corporation Ltd (GIIC), the said company had to repurchase 16 Lakh number of shares of Gujarat Alkalies & Chemicals Limited (GACL) purchased by GMDC from GIIC by 30th March, 1998 at an agreed price consisting of cost plus interest @ 14% per annum and service charge @ 0.25% per annum less dividend, bonus and rights, etc. received thereon. GIIC has proposed to enter into a Supplementary MOU by virtue of which GIIC will not be required to buy back the above shares and GMDC shall hold these shares as investment. The Board of Directors of GMDC and GIIC has agreed to enter into Supplementary MOU for which proposal has been sent to the Govt. of Gujarat for its approval. The balance 25.45 Lakh number of shares of GACL as shown in above note have been purchased by the Company from the open market.

2.06 NON-CURRENT LOANS* (₹ in Lakh)

Particulars	As at 31 st March, 2017	As at 31 st March, 2016	As at 1 st April, 2015
Loans and advances to employees			
Unsecured, considered good	444.36	559.90	72.37
Other loans and advances to related parties			
Doubtful	2,035.62	2,035.62	2,035.62
Less: Provision for impairment	(2,035.62)	(2,035.62)	(2,035.62)
Total Non-Current Loans	444.36	559.90	72.37

* Refer note 2.45 for classification

2.06.01 Naini Coal Company Ltd. is a 50:50 joint venture of GMDC and Pondicherry Industrial Promotion Development Investment Corp Ltd. (PIPDIC). Naini Coal Company Ltd had given bank guarantee of ₹ 65 Crores to Coal Ministry, Govt of India for allocation of Naini Coal block in the State of Orissa. The said bank guarantee was secured by Corporate Guarantee of GMDC for an amount of ₹ 3250 Lakh and another ₹ 3250 Lakh was secured by bank guarantee of UCO Bank, arranged by PIPDIC. Ministry of Coal, Govt of India has invoked 50% of Bank Guarantee i.e. ₹ 3250 Lakh given by the Naini Coal Company Ltd. vide their letter dated 27/12/2012 due to non-compliance of some terms and conditions of Naini Coal block allocation. GMDC had discharged its liability towards invoked bank guarantee and has accounted for the same as advance to Naini Coal Company Ltd. GMDC has already filed special civil application before the Gujarat High court against arbitrary cancellation of coal block as well as invocation of bank guarantee. The said petition is still pending before the Gujarat High Court.

2.07 OTHER NON-CURRENT FINANCIAL ASSETS* (₹ in Lakh)

Particulars	As at 31 st March, 2017	As at 31 st March, 2016	As at 1 st April, 2015
Unsecured, considered good			
Security deposits	356.87	350.27	318.16
Deposits with Corporate Bodies	5,879.74	2,806.14	34,012.85
Balance with banks in Escrow Accounts	22,311.34	10,996.05	973.41
Fixed deposit with original maturity more than 12 months	-	112.67	561.50
Others	97.91	157.90	-
Doubtful :			
Deposits with Corporate Bodies	4,212.41	4,212.41	4,212.41
Less: Provision for impairment	(4,212.41)	(4,212.41)	(4,212.41)
Total Non-Current Other Financial Assets	28,645.86	14,423.03	35,865.92

* Refer note 2.45 for classification

ANNUAL REPORT 2016-2017

2.07.01 Company has given Operation & Maintenance Contract to KEPCO for the Thermal Power Project from February-2013 to February-2028. As per terms and conditions of the contract, the inventory of stores, spares and parts lying at the plant in the ownership of Company has been given on loan to KEPCO for utilization in Operation & Maintenance activities and those inventories would be given back by KEPCO to Company at the end of contract.

2.07.02 As per the guidelines of Coal Controller, Ministry of Coal, the Company has so far deposited in Escrow account a sum (including interest accrued thereon) of ₹ 22,311.34 Lakh (31st March, 2016: ₹ 10,996.05 Lakh, 1st April, 2015: ₹ 945.78 Lakh) for following Mines. (₹ in Lakh)

Project Name	2016-17	2015-16
Umarsar	4,288.73	1,137.59
Rajparadi	1,845.95	948.78
Tadkeshwar	4,046.76	2,476.30
Mata No Madh	6,633.18	6,433.38
Bhavnagar	5,496.72	-

2.08 OTHER NON-CURRENT NON-FINANCIAL ASSETS (₹ in Lakh)

Particulars	As at 31 st March, 2017	As at 31 st March, 2016	As at 1 st April, 2015
Capital advances	2,272.62	6,058.76	3,523.89
Balances with Government Authorities	21,451.30	4,787.68	1,476.81
Advance income tax and TDS (net of provision)	34,684.20	35,322.02	33,675.57
Prepaid expenses	1,258.33	1,248.06	1,324.34
Advances to suppliers/contractors	2,901.85	4,568.37	2,896.23
Others	1,000.00	1,000.00	1,000.00
Total Non-Current Non-Financial Assets	63,568.31	53,984.89	44,034.47

2.08.01 As per the Mine Closure guidelines the amount is required to be deposited in Escrow Account with a scheduled bank. While the Company has opened the Escrow accounts for five mines and for remaining one mine, the Company is having sufficient funds in the form of inter-corporate deposits (ICDs) to meet such obligation.

2.09 INVENTORIES (₹ in Lakh)

Particulars	As at 31 st March, 2017	As at 31 st March, 2016	As at 1 st April, 2015
Current			
Mined ore	4,744.04	3,110.78	3,496.18
Finished goods	0.45	0.45	0.45
Stores, spares & fuel	2,771.00	1,872.02	2,341.50
	7,515.49	4,983.25	5,838.13
Less: Provision for obsolete stock	(640.25)	(640.78)	(640.78)
	6,875.24	4,342.47	5,197.35
Loose tools	8.92	10.21	10.21
Total Inventories	6,884.16	4,352.68	5,207.56

2.10 TRADE RECEIVABLES* (₹ in Lakh)

Particulars	As at 31 st March, 2017	As at 31 st March, 2016	As at 1 st April, 2015
Current			
Debts outstanding			
Unsecured, considered good	12,654.86	9,744.42	8,112.76
Doubtful	104.14	104.14	104.14
	12,759.00	9,848.56	8,216.90
Less: Provision for impairment	(104.14)	(104.14)	(104.14)
Total Trade Receivables	12,654.86	9,744.42	8,112.76

* Refer note 2.45 for classification



GUJARAT MINERAL DEVELOPMENT CORPORATION LTD.

2.10.01 Considering the affirmations for compliance of code of conduct of GMDC Ltd. given by the directors and other officers of the Company, neither trade receivables are due from directors or other officers of the Company either severally or jointly with any other person nor any trade receivables are due from firms or private companies respectively in which any director is a partner, a director or member.

2.11 CASH AND OTHER BANK BALANCES* (₹ in Lakh)

Particulars	As at 31 st March, 2017	As at 31 st March, 2016	As at 1 st April, 2015
Cash and Cash Equivalents			
Balances with banks			
In current accounts	1,878.15	3,022.39	631.99
Fixed deposit with original maturity of less than 3 months	204.50	65.00	92.32
Cash & stamp on hand	-	1.64	1.18
Total Cash and Cash Equivalents	2,082.65	3,089.03	725.49
Other Bank Balances			
Earmarked balances with banks :			
Unpaid dividend account	109.47	112.64	117.30
Fixed Deposit :			
Margin money deposit	36.40	44.09	81.25
Doubtful deposits	374.00	374.00	374.00
	519.87	530.73	572.55
Less: Provision for impairment	(374.00)	(374.00)	(374.00)
Total Bank Balance other than Cash and Cash Equivalents	145.87	156.73	198.55

* Refer note 2.45 for classification

2.11.01 Cash and Cash Equivalents include restricted cash and bank balances of ₹ 350.37 Lakh (31st March 2016: ₹ 221.73 Lakh, 1st April, 2015: ₹ 290.88 Lakh). The restrictions are primarily on account of cash and bank balances held as margin money, fixed deposits and unclaimed dividends.

2.11.02 Pending clearance of the title of the land, sale deed in respect of the land of the cement plant at Hadad sold earlier, was not executed and an amount of ₹ 24.92 Lakh (31 March, 2016: ₹ 24.92 Lakh, 1 April, 2015: ₹ 24.92 Lakh) was recoverable from the buyer on execution of sale deed. The said amount has been deposited by the party before the Danta Court and in turn the Court has directed to the Company to deposit the said amount with a nationalized bank in the form of FDR with a lien marked in favour of Danta Court. Accordingly the Company has placed the same with Union Bank of India, Vastrapur Branch, Ahmedabad.

2.11.03 During the year, the Company had specified bank notes or other denomination notes as defined in the MCA notification G.S.R. 308(E) dated March 30, 2017 on the details of Specified Bank Notes (SBN) held and transacted during the period from November 8, 2016 to December, 30 2016, the denomination wise SBNs and other notes as per the notification is given below:

Particulars	SBNs*	Other denomination notes	Total
Closing cash in hand as on November 8,2016	2.65	2.44	5.09
(+) Permitted receipts	-	24.29	24.29
(-) Permitted payments	-	(21.70)	(21.70)
(-) Amount deposited in banks	(2.65)	-	(2.65)
Closing cash in hand as on December 30,2016	-	5.03	5.03

* For the purposes of this clause, the term 'Specified Bank Notes' shall have the same meaning provided in the notification of the Government of India, in the Ministry of Finance, Department of Economic Affairs number S.O. 3407(E), dated the 8th November, 2016.

ANNUAL REPORT 2016-2017

2.12 CURRENT LOANS*

(₹ in Lakh)

Particulars	As at 31 st March, 2017	As at 31 st March, 2016	As at 1 st April, 2015
Housing building advance to employees			
Unsecured, considered good	996.23	1,097.74	1,136.54
Other loans and advances to employees			
Unsecured, considered good	345.37	244.49	193.53
Other loans and advances to related parties	-	-	-
Unsecured, considered good	5.59	469.56	386.22
Doubtful	3.00	4.31	3.00
Less: Provision for impairment	(3.00)	(4.31)	(3.00)
Total Current Loans	1,347.19	1,811.79	1,716.29

* Refer note 2.45 for classification

2.13 OTHER CURRENT FINANCIAL ASSETS*

(₹ in Lakh)

Particulars	As at 31 st March, 2017	As at 31 st March, 2016	As at 1 st April, 2015
Unsecured, considered good			
Deposits with Corporate Bodies	1,05,540.06	1,27,369.35	1,06,509.77
Others	1,026.56	725.46	807.37
Total Current Other Financial Assets	1,06,566.62	1,28,094.81	1,07,317.14

* Refer note 2.45 for classification

2.14 OTHER CURRENT NON-FINANCIAL ASSETS

(₹ in Lakh)

Particulars	As at 31 st March, 2017	As at 31 st March, 2016	As at 1 st April, 2015
Balances with Government Authorities	6,720.53	6,742.13	3,718.80
Prepaid expenses	278.10	317.60	287.26
Advances to employees / suppliers / contractors	4,393.90	5,545.74	2,931.51
Total Current Non-Financial Assets	11,392.53	12,605.47	6,937.57

2.15 ASSETS CLASSIFIED AS HELD FOR SALE

(₹ in Lakh)

Particulars	As at 31 st March, 2017	As at 31 st March, 2016	As at 1 st April, 2015
Plant & equipments	15.44	18.80	4.05
Furniture & fixtures	0.21	0.15	0.15
Vehicles	0.46	3.99	2.80
Office equipments	0.29	0.11	0.11
Total	16.40	23.05	7.11

2.15.01 Assets classified as held for sale during the reporting period were measured at the carrying value on the date of such classification which approximates fair value less cost to sell. Consequently, no impairment loss was identified on these assets. There has been no material change in the value of such assets after the date of initial classification as assets classified as held for sale.

2.16 EQUITY SHARE CAPITAL

(₹ in Lakh)

Particulars	As at 31 st March, 2017	As at 31 st March, 2016	As at 1 st April, 2015
AUTHORISED SHARE CAPITAL			
74,50,00,000 Equity Shares (31st March 2016: 74,50,00,000, 1st April 2015: 74,50,00,000) of ₹ 2/- each	14,900.00	14,900.00	14,900.00
1,00,000 Preference Shares (31st March 2016: 1,00,000, 1st April 2015: 1,00,000) of ₹ 100/- each	100.00	100.00	100.00
Total	15,000.00	15,000.00	15,000.00
Issued, Subscribed & Paid-up Capital			
31,80,00,000 Equity Shares (31st March 2016: 31,80,00,000, 1st April 2015: 31,80,00,000) of ₹ 2/- each fully paid up	6,360.00	6,360.00	6,360.00
Total	6,360.00	6,360.00	6,360.00



GUJARAT MINERAL DEVELOPMENT CORPORATION LTD.

2.16.01 The reconciliation of the number of shares outstanding is set out below:

Particulars	As at	
	31 st March, 2017	31 st March, 2016
Number of shares outstanding at the beginning of year	31,80,00,000	31,80,00,000
Add: Shares issued during the year	-	-
Less : Share bought back	-	-
Number of shares outstanding at the end of year	31,80,00,000	31,80,00,000

2.16.02 Rights, preferences and restrictions attached to Equity Shares

The Company has only one class of equity shares having a face value of ₹ 2 per share. Each holder of equity share is entitled to one vote per share. The Company declares and pays dividend in Indian Rupees. The dividend proposed by the Board of Directors is subject to the approval of shareholders in the ensuing Annual General Meeting.

During the year ended 31st March, 2017, the amount of dividend per share recognised as distributions to equity shareholders is ₹ 3 per share (31st March 2016: ₹ 3 per share).

In the events of liquidation of the Company, the holders of equity shares will be entitled to remaining assets of the Company. The distribution will be in proportion to the number of equity shares held by the shareholders.

2.16.03 Details of shareholder(s) holding more than 5% equity shares in the Company

Particulars	As at		
	31 st March, 2017	31 st March, 2016	1 st April, 2015
Number of Equity Shares			
Government of Gujarat	23,53,20,000	23,53,20,000	23,53,20,000
% Holding in Equity Shares			
Government of Gujarat	74.00%	74.00%	74.00%

2.17 OTHER EQUITY

(₹ in Lakh)

Particulars	As at		
	31 st March, 2017	31 st March, 2016	1 st April, 2015
General Reserve	2,71,928.96	2,71,928.96	2,71,928.96
Retained Earnings	87,932.75	66,670.51	55,420.83
Reserves representing unrealized gains/losses	31,330.34	21,459.53	25,987.09
Total Other Equity	3,91,192.05	3,60,059.00	3,53,336.88

(₹ in Lakh)

Particulars	As at	
	31 st March, 2017	31 st March, 2016
General Reserve		
Opening balance	2,71,928.96	2,71,928.96
Less: Amount transferred to retained earnings	-	-
Closing balance	2,71,928.96	2,71,928.96

(₹ in Lakh)

Particulars	As at	
	31 st March, 2017	31 st March, 2016
Retained Earnings		
Opening balance	66,670.51	55,420.83
Add:		
Profit during the period	32,422.96	22,457.05
Remeasurement of post employment benefit obligation, net of tax	321.40	274.75
Less:		
Proposed equity dividend	(9,540.00)	(9,540.00)
Tax on dividend	(1,942.12)	(1,942.12)
Closing balance	87,932.75	66,670.51

ANNUAL REPORT 2016-2017

2.17.01 The amount that can be distributed by the Company as dividends to its equity shareholders is determined considering the requirements of the Companies Act, 2013. Thus, the amounts reported above are not distributable in entirety.

(₹ in Lakh)

Particulars	As at 31 st March, 2017	As at 31 st March, 2016
Reserves representing unrealized gains/losses		
FVOCI - Equity Investments		
Opening balance	21,459.53	25,987.09
Increase/(decrease) fair value of FVOCI equity instruments	8,580.37	(5,838.06)
Income tax on net fair value gain or loss	1,290.44	1,310.50
Closing balance	31,330.34	21,459.53

2.17.02 The Company has elected to recognise changes in the fair value of certain investments in equity securities in other comprehensive income. These changes are accumulated within reserves representing unrealised gain/losses.

2.18 OTHER NON-CURRENT FINANCIAL LIABILITIES*

(₹ in Lakh)

Particulars	As at 31 st March, 2017	As at 31 st March, 2016	As at 1 st April, 2015
Security and other deposits liability (Refer 2.18.01)	1,884.94	2,845.94	2,901.12
Earnest money deposits	-	2.22	2.95
Total Non-Current Other Financial Liabilities	1,884.94	2,848.16	2,904.07

* Refer note 2.45 for classification

2.18.01 For majority of the security deposits received, the timing of outflow is uncertain as it depends on outcome of the underlying contracts. Thus the same has not been discounted because their present value would not represent meaningful information. The management does not believe it is possible to make assumptions for the outcome of the contract beyond the balance sheet date.

2.19 NON-CURRENT PROVISIONS

(₹ in Lakh)

Particulars	As at 31 st March, 2017	As at 31 st March, 2016	As at 1 st April, 2015
Provision for mine closure	34,868.39	30,370.35	21,018.46
Provision for decommissioning obligations	1,870.32	1,402.18	1,267.48
Total Non-Current Provisions	36,738.71	31,772.53	22,285.94

2.19.01 Movements in Provisions (including current/non-current)

(₹ in Lakh)

Particulars	Provision for mine closure	Provision for decommissioning obligations	Total
As at At 1st April 2016	30,370.35	1,402.18	31,772.53
Add: Provided on installation of new plants during year	-	342.28	342.28
Add: Unwinding of discounts	-	125.86	125.86
Add: Provision created during the year	6,505.52	-	6,505.52
Less: Provision written back during the year	(1,792.97)	-	(1,792.97)
Less: Expenses incurred on progressive mine closure	(214.51)	-	(214.51)
As at At 31st March 2017	34,868.39	1,870.33	36,738.71

2.19.02 Provision for Decommissioning Obligations

Refer accounting policies and note 2.48 for transition to Ind AS.

2.19.03 As per the guidelines for preparation of Mines Closure Plan issued by the Ministry of Coal, Government of India the Company has made a provision for mines closure expenses to the tune of ₹ 37,824.04 Lakh (31st March, 2016: ₹ 33,111.49 Lakh; 1st April, 2015: ₹ 23,535.97 Lakh) and has incurred progressive mine closure expenses of ₹ 2,955.65 Lakh (31st March, 2016: 2,741.14 Lakh; 1st April, 2015: ₹ 2,517.52 Lakh) so far. As per the guidelines the amount so provided is required to be deposited in Escrow Account with a scheduled bank. While the Company has opened the Escrow accounts for five mines and for remaining one mine, the Company is having sufficient funds in the form of inter-corporate deposits (ICDs) to meet such obligation.



GUJARAT MINERAL DEVELOPMENT CORPORATION LTD.

2.20 NON-CURRENT NET EMPLOYEE BENEFIT LIABILITIES (₹ in Lakh)

Particulars	As at 31 st March, 2017	As at 31 st March, 2016	As at 1 st April, 2015
Provision for gratuity	142.02	29.70	-
Provision for leave salary	3,270.40	3,214.11	2,968.21
Total Non-Current Net Employee Benefit Liabilities	3,412.42	3,243.81	2,968.21

2.21 DEFERRED TAX LIABILITIES (NET)

Deferred tax relates to the following:

(₹ in Lakh)

Particulars	As at 31 st March, 2017	As at 31 st March, 2016	As at 1 st April, 2015
Deferred Tax Liabilities			
Due to depreciation	35,826.28	28,854.32	29,949.90
Financial assets measured at FVOCI	1,908.29	3,198.74	4,509.24
Total Deferred Tax Liabilities (A)	37,734.57	32,053.06	34,459.14
Deferred Tax Assets			
Due to disallowance u/s 43B of Income Tax Act	(13,752.38)	(12,175.01)	(8,724.36)
Decommissioning obligations (Net)	(247.09)	(186.60)	(137.75)
Straightlining of operation and maintenance expenses	(999.80)	(967.26)	(884.06)
Due to other timing differences	(418.73)	(431.83)	(437.95)
Total Deferred Tax Assets (B)	(15,418.00)	(13,760.70)	(10,184.12)
Net Deferred Tax Liabilities (A-B)	22,316.57	18,292.36	24,275.02

2.21.01 Movements in Deferred Tax Liabilities (net)

(₹ in Lakh)

Particulars	On account of depreciation	Financial assets measured at FVOCI	Due to disallowance u/s 43B of Income Tax Act	Decommissioning obligations (Net)	Straightlining of operation and maintenance expenses	Due to other timing differences	Total
As at At 1st April 2015	29,949.90	4,509.24	(8,724.36)	(137.75)	(884.06)	(437.95)	24,275.01
Charged/(credited)							
- to profit or loss	(1,095.57)	-	(3,305.25)	(48.85)	(83.19)	6.12	(4,526.74)
- to other comprehensive income	-	(1,310.50)	(145.41)	-	-	-	(1,455.90)
As at At 31st March 2016	28,854.33	3,198.74	(12,175.02)	(186.60)	(967.25)	(431.83)	18,292.37
Charged/(credited)							
- to profit or loss	6,971.96	-	(1,407.27)	(60.49)	(32.54)	13.10	5,484.76
- to other comprehensive income	-	(1,290.45)	(170.10)	-	-	-	(1,460.55)
As at At 31st March 2017	35,826.29	1,908.29	(13,752.39)	(247.09)	(999.79)	(418.73)	22,316.58

2.21.02 Reconciliation of tax expenses and the accounting profit multiplied by India's tax rate:

(₹ in Lakh)

Particulars	2016-17	2015-16
Accounting Profit before income tax expenses	44,598.03	31,845.49
Tax at the Indian tax rate of 34.608% (2015-16 - 34.608%)	15,434.49	11,021.09
Tax effect of amounts which are not deductible (taxable) in calculating taxable income:		
Effect of income that is exempt from taxation	(206.67)	(197.73)
Effect of expenses that are not deductible in determining the taxable profit	333.83	431.86
Effect of concessions (u/s 80IA)	(3,421.57)	(2,630.53)
Effect on deferred tax balances due to change in income tax rate from 33.990% to 34.608%	-	378.76
Adjustments for the current tax of prior periods	35.00	385.01
Income Tax Expenses at the effective income tax rate of 28.446% (2015-16: 29.481%)	12,175.07	9,388.46

ANNUAL REPORT 2016-2017

2.21.03 Items of Other Comprehensive Income (OCI) (₹ in Lakh)

Particulars	2016-17	2015-16
Deferred tax related to items recognised in OCI during the year:		
Unrealised (gain)/loss on FVOCI equity securities	1,290.45	1,310.50
Net loss/(gain) on remeasurements of defined benefit plans	(170.10)	(145.41)
Income tax charged to OCI	1,120.35	1,165.09

2.22 OTHER NON-CURRENT NON-FINANCIAL LIABILITIES (₹ in Lakh)

Particulars	As at 31 st March, 2017	As at 31 st March, 2016	As at 1 st April, 2015
Others	2,500.82	2,584.51	2,431.68
Total Non-Current Non-Financial Liabilities	2,500.82	2,584.51	2,431.68

2.23 TRADE PAYABLES* (₹ in Lakh)

Particulars	As at 31 st March, 2017	As at 31 st March, 2016	As at 1 st April, 2015
Current			
Total outstanding dues of micro enterprises and small enterprises	-	-	-
Total outstanding dues of creditors other than micro enterprises and small enterprises	9,735.12	6,813.98	5,148.58
Total Trade Payables	9,735.12	6,813.98	5,148.58

* Refer note 2.45 for classification

2.24 OTHER CURRENT FINANCIAL LIABILITIES* (₹ in Lakh)

Particulars	As at 31 st March, 2017	As at 31 st March, 2016	As at 1 st April, 2015
Other payables (including for capital goods and services)	1,139.80	2,667.91	1,493.25
Earnest money deposits	273.95	406.73	270.76
Security and other deposits liability	1,894.63	1,727.75	1,040.77
Other financial liabilities	23,770.68	6,117.37	4,227.25
Total Other Current Financial Liabilities	27,079.06	10,919.76	7,032.03

* Refer note 2.45 for classification

2.24.01 Vide Government Resolution dated 19/11/2009, GMDC has been given permission to lift Manganese Ore from dumps of Shivrajpur areas and dispose the same for which GMDC will be entitled to retain 20% of the sale price. GMDC has to keep remaining 80% of the sale price of Manganese Ore dump in a separate account of Gujarat Mineral Research & Development Society (GMRDS) for mineral survey and exploration. Accordingly, ₹ 164.77 Lakh (31st March, 2016: ₹ 166.95 Lakh; 1st April, 2015: ₹ 79.47 Lakh) (i.e. 80% of the basic sale price) has been transferred to GMRDS and included under the head "Other Financial Liabilities".

2.24.02 NALCO has made upfront payment of ₹ 15,100 Lakh for setting up Allumina refinery and smelter plant in Kutchh region. Accordingly based on facts and circumstances on the transition date the same was disclosed as non-current non-financial liability. However, subsequently based on detailed project report, both the companies mutually decided not to proceed with the project. The Company has initiated the process for repayment of the amount to NALCO without interest subject to approval of Government of Gujarat. Accordingly the amount has been classified as a other current financial liability.

2.25 CURRENT NET EMPLOYEE BENEFIT LIABILITIES (₹ in Lakh)

Particulars	As at 31 st March, 2017	As at 31 st March, 2016	As at 1 st April, 2015
Current			
Provision for provident fund	153.28	179.93	126.14
Provision for leave salary	717.53	495.53	424.08
Total Current Net Employee Benefit Liabilities	870.81	675.46	550.22



GUJARAT MINERAL DEVELOPMENT CORPORATION LTD.

2.25.01 DISCLOSURES FOR GRATUITY & LEAVE SALARY PROVISIONS AS PER INDIAN ACCOUNTING STANDARD- 19 Defined Contribution Plan (₹ in Lakh)

Particulars	2016-17	2015-16
Contribution to PF & other funds	899.08	893.95

Defined Benefit Plan

a) The following table sets out the status of the gratuity plan as required under Ind AS 19 and the reconciliation of opening balances of the present value of the defined benefit obligation.

(i) Changes in Present Value of Obligations (₹ in Lakh)

Particulars	As at 31-Mar-17	As at 31-Mar-16	As at 1-Apr-15
Present Value of Obligation as at the beginning of the year	9,389.85	9,097.67	9,087.32
Current Service Cost	602.18	565.61	420.98
Interest Cost	737.10	723.26	820.59
Actuarial (gain) / Loss on obligations	(470.22)	(393.84)	(398.03)
Benefits paid	(510.81)	(602.85)	(833.19)
Past Service cost	-	-	-
Present Value of Obligation as at the end of the year	9,748.10	9,389.85	9,097.67

(ii) Changes in the Fair Value of Plan Assets (₹ in Lakh)

Particulars	As at 31-Mar-17	As at 31-Mar-16	As at 1-Apr-15
Fair Value of Plan Assets at the beginning of the year	9,360.15	9,204.52	8,750.35
Expected Return on Plan Assets	734.77	731.76	761.28
Actuarial Gain / (loss) on Plan Assets	21.29	26.32	26.08
Contributions	0.68	0.41	500.00
Benefits Paid	(510.81)	(602.85)	(833.19)
Fair Value of Plan Assets at the end of the year	9,606.08	9,360.16	9,204.52

(iii) The amount recognized in Balance Sheet (₹ in Lakh)

Particulars	As at 31-Mar-17	As at 31-Mar-16	As at 1-Apr-15
Fair Value of Plan Assets as at the end of the year	9,606.08	9,360.15	9,204.52
Present Value of Obligations as at the end of the year	(9,748.10)	(9,389.85)	(9,097.67)
Net Asset / (Liability) recognized in Balance Sheet	(142.02)	(29.70)	106.85

(iv) Amount recognized in the Statement of Profit & Loss as employee benefit expenses (₹ in Lakh)

Particulars	2016-17	2015-16
Current Service Cost	602.18	565.61
Interest Cost	2.33	(8.49)
Expected Return on Plan Assets	-	-
Past Service Cost	-	-
Expenses/(Income) Recognized as part of employee benefit expenses	604.51	557.12

(v) Amount recognized in the other comprehensive income (₹ in Lakh)

Particulars	2016-17	2015-16
Net actuarial (gain) / loss recognized in the year	(491.50)	(420.15)
Expenses/(Income) Recognized in other comprehensive income	(491.50)	(420.15)

(vi) Investment details

Particulars	% Invested		
	As at 31-Mar-17	As at 31-Mar-16	As at 1-Apr-15
Funds with L.I.C. (% Invested)	100.00%	100.00%	100.00%

ANNUAL REPORT 2016-2017

(vii) Assumption details

Particulars	As at 31-Mar-17	As at 31-Mar-16	As at 1-Apr-15
Mortality Table (LIC)	2006-08(Ultimate)	2006-08(Ultimate)	2006-08(Ultimate)
Discount Rate (Current)	6.82%	7.85%	7.95%
Rate of increase in Compensation Levels	6.00%	6.00%	6.00%
Rate of Return on Plan Assets	6.82%	7.85%	8.70%

The estimates of rate of escalation in salary considered in actuarial valuation by taking into account inflation, seniority, promotion and other relevant factors including attrition rate. The above information is certified by the actuary.

b) The Company has considered certain entitlements to earned leave, which can be carried forward to future periods as a long term employee benefit.

Sensitivity Analysis

Reasonably possible changes at the reporting date to one of the relevant actuarial assumptions, holding other assumptions constant, would have affected the defined benefit obligation by the amounts shown below. :

(₹ in Lakh)

Particulars	Gratuity	
	2016-17	2015-16
Projected Benefit Obligation on Current Assumptions	9,748.10	9,389.85
Delta Effect of +1% Change in Rate of Discounting	(487.27)	(477.30)
Delta Effect of -1% Change in Rate of Discounting	540.62	528.09
Delta Effect of +1% Change in Rate of Salary Increase	302.56	306.52
Delta Effect of -1% Change in Rate of Salary Increase	(279.51)	(294.47)
Delta Effect of +1% Change in Rate of Employee Turnover	99.45	123.30
Delta Effect of -1% Change in Rate of Employee Turnover	(103.51)	(131.46)

2.26 OTHER CURRENT NON-FINANCIAL LIABILITIES

(₹ in Lakh)

Particulars	As at 31 st March, 2017	As at 31 st March, 2016	As at 1 st April, 2015
Income received in advance	-	15,100.00	15,100.00
Advance from customers	554.20	2,396.25	1,170.39
Statutory taxes payable	3,368.09	2,441.31	2,388.27
Others	2,861.92	3,432.74	3,609.03
Total Current Non-Financial Liabilities	6,784.21	23,370.30	22,267.69

2.26.01 The Government of Gujarat (GOG) has provided funds amounting to ₹ 7,399.16 Lakh (31st March, 2016: ₹ 6,640.31 Lakh; 1st April, 2015: ₹ 6,729.01 Lakh) which are in the nature of deposits for construction and other expenses for Stone Parks, Laboratory and Trade Fair on behalf of Commissioner of Geology & Mining (CGM) GOG. Out of the said deposits, the Company has incurred ₹5,710.12 Lakh (31st March, 2016: ₹5,262.66 Lakh; 1st April, 2015: ₹4,102.48 Lakh) till 31st March, 2017. These funds have been shown as Other Liabilities. Net balance of unutilised funds amounting to ₹1,689.04 Lakh (31st March, 2016: ₹1,377.66 Lakh; 1st April, 2015: ₹2,626.53 Lakh) is shown under the head "Other Non-Financial Liabilities". Details of funds received and utilized for various activities are as under:

(₹ in Lakh)

Nature of activities	Funds Received up to 31st March, 2017	Funds Utilized up to 31st March, 2017	Unutilized funds as on 31st March, 2017
Construction and other expenses of Stone Park	5,015.62	3,325.13	1,690.49
Construction and other expenses of Laboratory	2,322.40	2,309.85	12.55
Activities related to Trade Fair	61.14	75.14	(14.00)
Total	7,399.16	5,710.12	1,689.04
Previous Year	6,640.31	5,262.66	1,377.66



GUJARAT MINERAL DEVELOPMENT CORPORATION LTD.

2.27 REVENUE FROM OPERATIONS (₹ in Lakh)

Particulars	2016-17	2015-16
Sale of Products		
- Sale from Lignite Projects	1,10,387.27	82,456.55
- Sale from Bauxite Projects	2,191.43	1,470.22
- Sale from Thermal Power Project	17,699.81	12,726.50
- Sale from Renewable Energy Projects	15,833.05	12,919.23
- Sale from Other Projects	66.20	61.35
Less: Cash discount/incentives	938.50	1,077.73
Sale of products (net)	1,45,239.26	1,08,556.12
Other operating income		
Rental income from Thermal power plant	12,996.40	12,977.17
Total Revenue from Operations	1,58,235.66	1,21,533.29

2.27.01 The Company has entered into power purchase agreement with state owned entity for sale of power generated from thermal power plant located at Akrimota for original lease tenure of 30 years. The arrangement has been determined to be an operating lease as per Ind AS 17. Details of lease rental estimated to be received over the remaining contract tenure are provided below. The same have been quantified assuming plant load factor of 2016-17 remaining constant over the remaining tenure.

(₹ in Lakh)

Particulars	As at 31 st March, 2017	As at 31 st March, 2016	As at 1 st April, 2015
Minimum lease rentals receivable under original operating lease are as follows:			
Within one year	12,996.40	12,977.17	12,977.17
Later than one year but not later than five years	51,985.60	51,908.66	51,908.66
Later than five years	1,68,953.21	1,81,680.32	1,94,657.48

2.28 FINANCE INCOME (₹ in Lakh)

Particulars	2016-17	2015-16
Interest Income		
- FDRs with Banks & ICDs	10,108.44	12,359.99
- Others	2,374.05	618.94
Total Finance Income	12,482.49	12,978.93

2.29 OTHER INCOME (₹ in Lakh)

Particulars	2016-17	2015-16
Income from Investments		
- Dividend Income	630.67	605.21
Net gain on Sale of Fixed Assets	61.74	75.22
Sale of Scrap material	84.52	235.29
Excess Provision of Earlier Years Written Back	2,947.71	410.95
Liquidated Damages/ Penalty	1,270.42	197.24
Other Misc. Income	423.33	553.06
Total Other Income	5,418.39	2,076.97

ANNUAL REPORT 2016-2017

2.29.01 As per the guidelines issued by the Ministry of Coal, the Company has recalculated the Mine Closure Provisions with reference to Wholesale Price Index as per the approved mine closure plan. Due to this, the Company has written back the excess mine closure provisions of ₹ 1,792.97 Lakh for Bhavnagar Project (P.Y.: ₹ 381.86 Lakh for Rajparda Project) during the year.

2.30 CHANGES IN INVENTORIES OF FINISHED GOODS & MINED ORE (₹ in Lakh)

Particulars	2016-17	2015-16
Inventories at the end of the year:		
Finished Goods	0.45	0.45
Mined Ore	4,744.04	3,110.78
Stock of Fuel	1,274.46	157.97
	6,018.95	3,269.20
Less :Inventories at the beginning of the year:		
Finished Goods	0.45	0.45
Mined Ore	3,110.78	3,496.18
Stock of Fuel	157.97	157.19
	3,269.20	3,653.82
Increase / (Decrease) in Inventories	2,749.75	(384.62)

2.31 EMPLOYEE BENEFIT EXPENSES (₹ in Lakh)

Particulars	2016-17	2015-16
Salaries, Wages & Bonus	7,445.09	7,484.30
Contribution to Provident fund & other funds	1,503.59	1,451.06
Staff Welfare Expenses	718.88	643.14
Terminal Benefits	737.40	973.94
Total Employee Benefit Expenses	10,404.97	10,552.44

2.32 FINANCE COSTS (₹ in Lakh)

Particulars	2016-17	2015-16
Unwinding of discount on Provisions	125.87	101.40
Other Borrowing Costs		
- Interest on delayed / deferred payment of income tax	1.98	0.35
- Other Charges	5.09	4.03
Total Finance Costs	132.93	105.78

2.33 DEPRECIATION AND AMORTISATION EXPENSES (₹ in Lakh)

Particulars	2016-17	2015-16
Depreciation of property, plant and equipment	13,391.48	12,186.55
Depreciation on investment properties	135.99	17.25
Amortisation of intangible assets	1,598.28	868.05
Total Depreciation and Amortisation Expenses	15,125.75	13,071.85



GUJARAT MINERAL DEVELOPMENT CORPORATION LTD.

2.34 OTHER EXPENSES

(₹ in Lakh)

Particulars	2016-17	2015-16
Manufacturing Expenses		
Loading of Lignite & Overburden Removal	38,126.76	26,321.11
Excise duty	4,570.46	3,661.80
Freight & Octroi Expenses	1,996.85	1,546.71
Other Loading charges & Mining Expenses	1,909.94	616.06
Consumption of Stores, Spares & Fuel		
- Power & Fuel	764.33	316.42
- Electricity Expenses	1,416.49	1,286.67
- Consumption of Stores, Spares & Chemicals	<u>2,244.60</u>	<u>3,320.25</u>
Operation & Maintenance Charges for Thermal Project	4,017.13	4,156.74
Op. & Maint.Charges for Renewable Energy Projects	1,628.28	1,452.71
Repairs & Maintenance		
- Buildings	415.90	654.94
- Machineries (Including spares)	430.65	465.76
- Other Assets	<u>46.47</u>	<u>61.12</u>
Rates & Taxes		
- Royalty	7,508.41	5,015.64
- Clean Energy Cess	30,675.60	15,206.94
- Other Rates & Taxes	<u>608.88</u>	<u>847.29</u>
Mine Closure Expenses	6,505.59	9,957.13
- Rent	101.99	95.68
(A)	1,02,968.31	74,982.97
Administrative & Selling Expenses		
CSR Expenses	1,067.49	1,496.69
Insurance Premium	310.34	290.40
Vehicle Hire Charges	599.84	607.33
Advertisement & Publicity	128.50	161.16
Security Expenses	2,053.12	1,678.65
Legal & Professional Fees	337.00	356.91
Payment to Auditors		
- Audit Fees	6.93	6.27
- For Tax Audit	0.92	0.83
- For Certification and other matters	<u>1.36</u>	<u>0.50</u>
Remuneration to Managing Director	16.95	19.04
Directors sitting Fees & Allowances	2.54	2.42
Provision for doubtful debts /loans & advances	-	1.31
Provision due to loss on Investment	-	21.63
Mining & Project Development Expenses	1.90	0.59
Other Miscellaneous Charges	1,129.43	1,002.32
(B)	5,656.30	5,646.05
Total Other Expenses (A+B)	1,08,624.61	80,629.02

2.34.01 During the year, royalty on account of sale of Bauxite had been accounted for ₹ 522.25 (P.Y. ₹ 448.87) lakh on ad hoc basis as intimated by the Commissioner of Geology and Mining. Necessary adjustment shall be made in the accounts after final outcome of the matter.

2.34.02 In view of the Supreme Court's decision in respect of mining activities, applications made by the Company for renewal of leases covering 2,040 (P.Y.: 2,040) hectares of land for extracting lignite are pending since 1993-94. Necessary adjustment in respect of liability for any charges, taxes, duties etc. will be provided in accounts on finalization of renewal applications.

ANNUAL REPORT 2016-2017

2.34.03 During the year, the Company has written off ₹ 0.18 Lakh (P.Y.: ₹ 0.96 Lakh) and written back ₹ 3.13 Lakh (P.Y.: Nil) in the books of accounts. In the opinion of the management, such amounts are no longer receivable / payable. Net effect thereof is written back to the Statement of Profit and Loss amounting to ₹ 2.95 Lakh (P.Y.: ₹ 0.96 Lakh).

2.34.04 In compliance with Section 135(5) of the amended Companies Act, 2013, the Company has spent ₹ 1,067.49 Lakh (P.Y. ₹ 1,496.69 Lakh) against the statutory requirement of spending ₹ 1,065.49 Lakh (P.Y. ₹ 1,446.10 Lakh) (based on average net profits of last 3 years) during the year towards Corporate Social Responsibility (CSR) Expense.

2.35 INCOME TAX EXPENSES

This note provides an analysis of the Company's income tax expenses show amounts that are directly recognised in equity and how the tax expense is affected by non-assessable and non-deductible items. It also explains significant estimates made in relation to the Company's tax positions.

(₹ in Lakh)

Particulars	2016-17	2015-16
Current Tax Expenses		
Current tax on profits for the year	7,030.51	14,206.00
Adjustments for the current tax of prior periods	-	-
Total Current Tax Expenses	7,030.51	14,206.00
Deferred Tax Expenses		
Decrease/(Increase) in deferred tax assets	(1,827.40)	(3,721.98)
(Decrease)/Increase in deferred tax liabilities	6,971.96	(1,095.57)
Total Deferred Tax Expenses	5,144.56	(4,817.55)
Income Tax Expenses	12,175.07	9,366.33

2.36 EARNING PER SHARE

Particulars	2016-17	2015-16
Profit attributable to equity holders for (₹ in Lakh):		
Basic earnings	32,422.96	22,457.05
Adjusted for the effect of dilution	32,422.96	22,457.05
Weighted average number of Equity Shares for:		
Basic EPS	31,80,00,000	31,80,00,000
Adjusted for the effect of dilution	31,80,00,000	31,80,00,000
Earnings Per Share (Face value of ₹ 2/- each):		
Basic (₹)	10.20	7.06
Diluted (₹)	10.20	7.06

2.37 CONTINGENT LIABILITIES AS ON 31ST MARCH, 2017

Contingent liabilities not provided for Claims against the Company not acknowledged as debt ₹ 59,913.83 Lakh (31st March, 2016: ₹ 47,276.28 Lakh; 1st April, 2015: ₹ 44,106.19 Lakh).

2.37.01 GMDC acquired 656 Hectares of land for mining purpose vide Government Notification under Section 4 issued in 2003. The Land Acquisition Officer decided land price @ ₹ 14 per Sq. Mtr and ₹ 18 per Sq. Mtr respectively for non-irrigated and irrigated land. The land owners dissatisfied by the amount of compensation and approached Collector who referred the matter before the Additional City Civil Judge, Bhavnagar. The Additional Civil Judge decided the matter and increased the compensation amount to ₹ 18 per Sq. Mtr and ₹ 22 per Sq Mtr respectively for non irrigated land and irrigated land. Aggrieved by this order, GMDC filed First Appeal before the High Court and Land Owners also filed Appeal for compensation @ ₹ 110 per Sq Mtr. The High Court remanded back the matter to Additional Civil Judge, Bhavnagar. The Additional Civil Judge, Bhavnagar decided compensation @ ₹ 74 per Sq Mtr and ₹ 78 per Sq Mtr respectively for non irrigated and irrigated land. Against the said judgement, GMDC has filed First Appeal before the Hon'ble High Court which is admitted for final hearing subject to deposition of 100% awarded amount out of which 50% amount are allowed to be withdrawn. Accordingly, GMDC has deposited total amount of ₹ 19,700 Lakh before the Additional Civil Judge, Bhavnagar Court calculated at ₹ 74 per Sq Mtr and ₹ 78 per Sq Mtr for non irrigated and irrigated land respectively. The matter is pending for final hearing before the Hon'ble High Court. As stated above the land owners have filed Cross First Appeals for compensation @ ₹ 110/- per Sq. Mtr. Therefore calculating compensation @ ₹ 110/- per Sq. Mtr, additional financial burden of approximately ₹ 13,000/- Lakh is estimated.



GUJARAT MINERAL DEVELOPMENT CORPORATION LTD.

2.37.02 The Company has paid compensation of ₹ 1,200.28 Lakh to land owners of Umarsar Mines at ₹ 15.60 per sq. mtr. But during February 2016, land owners have preferred the appeal before the Hon'ble Supreme Court for enhancement of compensation of ₹ 25 per sq. mtr. which comes to additional claim of ₹ 1400.00 Lakh. The matter is presently pending before the Hon'ble Supreme Court of India.

2.37.03 The Company has acquired land in village of Akrimota, Dhareshi, Fulera and Khanot of Kutch District. As per the Hon'ble High Court order dated 06.05.2014, a compensation @ ₹ 12 per Sq. Mtr amounting ₹ 2400 lakh is already paid. In the meantime, land owners have filed Special Leave Petition bearing SLP (C) No 17977-17998 of 2016, before the Hon'ble Supreme Court of India claiming additional compensation @ ₹ 20 per Sq. Mtr. Therefore, approximately additional compensation amounting ₹ 2400 lakh is estimated.

2.37.04 Central excise, VAT, Service tax, Income tax and other matters related to contingent liabilities:

(₹ in Lakh)

Sr No	Particulars	As at 31 st March, 2017	As at 31 st March, 2016	As at 1 st April, 2015
1	Income tax	24,673.85	28,524.73	26,730.03
2	Sales Tax/VAT	425.45	425.45	425.45
3	Excise	505.43	504.39	450.58
4	Related to contractors and others	7,876.20	7,029.92	8,896.02
5	Royalty, stamp duty and conversion tax	4,943.48	4,943.48	4,943.48
6	Incentives to employees	1,158.84	1,158.84	1,158.84
7	Liability on implementation of 7th pay commission	3,193.35	-	-
8	Guarantees excluding financial guarantees			
	Outstanding Bank Guarantees / Letter of Credits	1,590.39	37.16	37.16

2.38 COMMITMENTS

(₹ in Lakh)

Sr No	Particulars	As at 31 st March, 2017	As at 31 st March, 2016	As at 1 st April, 2015
A	Capital Commitments			
	Estimated amount of contracts remaining to be executed on capital account and not provided for	1,223.29	28,787.91	6,200.45
B	Other Commitments			
1	Contractual obligations : investment property			
	Contractual obligation for future purchase or construction - not recognised as a liability	380.51	553.69	5,807.27
2	The company has invested an amount of ₹ 19,765 Lakh in Bhavnagar Energy Company Ltd which is 23.36% of its capital. The Company has entered in to the Sponsor Support Agreement with Bhavnagar Energy Company Ltd where the company has given commitment to meet the cost overrun.			

2.39 EVENTS OCCURRING AFTER THE REPORTING PERIOD

The Board has recommended dividend of ₹ 3 per share which is subject to approval of shareholders in the ensuing Annual General Meeting.

2.40 In the opinion of Management, any of the assets other than items of property, plant and equipment, investment properties, intangible assets and Non-Current Investments have a value on realisation in the ordinary course of business at least equal to the amount at which they are stated, unless otherwise stated.

2.41 Balances of trade payables, trade receivables, loans & advances, advances from customers, other non-current/current liabilities, etc. are subject to confirmation, if any, in the accounts.

2.42 On periodical basis and as and when required, the Company reviews the carrying amounts of its assets. In the Financial Year 2016-17, the Company has reviewed the carrying amounts of its assets and found that there is no indication that those assets have suffered any impairment loss. Hence, no such impairment loss has been provided.

ANNUAL REPORT 2016-2017

2.43 SEGMENT INFORMATION

(a) Description of segment and principal activities

The Company's management, consisting of the chief executive officer, the chief financial officer and the manager for corporate planning, monitors the operating results of the below business segments separately for the purpose of making decisions about resource allocation and performance assessment and accordingly, the Company has identified two reportable operating segments viz. Mining and Power. Segments have been identified and reported taking into account nature of products and services, the differing risks and returns and the internal business reporting systems.

(b) Segment revenue and expenses

Revenue and expenses have been identified to a segment on the basis of relationship to operating of the segment. Revenue and expenses which relate to enterprise as a whole and are not allocable to a segment on reasonable basis have been disclosed as "Unallocable".

(c) Segment assets and liabilities

Segment assets and segment liabilities represent assets and liabilities in respective segments. Investments, tax related assets and other assets and liabilities that cannot be allocated to a segment on reasonable basis have been disclosed as "Unallocable".

(d) Secondary segment reporting

The Company does not have geographical distribution of revenue as the operations of the Company are carried out within the country and hence secondary segmental reporting based on geographical locations of its customers is not applicable to the Company.

(e) Information about major customers

Revenue from power segment (which exceeds 10% of total revenue) amounting to ₹ 45,965.28 (P.Y.: ₹ 37,641.70) Lakh is derived from a single customer and revenue from mining segment (which exceeds 10% of total revenue) amounting to ₹ 25,706.85 (P.Y.: ₹ 18,003.35) Lakh is derived from a single customer.

(f) Information about product and services

The Company's revenue from external customers for each product is same as that disclosed below under "segment revenue".

(₹ in Lakh)

Particulars	2016-17				2015-16			
	Mining Projects	Power Projects	Unallocated	Total	Mining Projects	Power Projects	Unallocated	Total
Segment Revenues								
External Revenue*	1,12,644.90	45,590.76	-	1,58,235.66	83,519.14	38,014.15	-	1,21,533.29
Inter Segment Revenue	17,561.05	-	-	17,561.05	10,789.47	-	-	10,789.47
Total Segment Revenue	1,30,205.95	45,590.76	-	1,75,796.71	94,308.61	38,014.15	-	1,32,322.76
Segment Results								
Profit/(Loss)	28,116.15	7,994.31	(5,159.81)	30,950.65	17,710.66	6,185.23	(5,630.53)	18,265.35
Unallocated other income	-	-	13,647.98	13,647.98	-	-	13,580.14	13,580.14
Unallocated expenses and finance cost	-	-	-	132.93	-	-	-	-
Profit before tax	28,116.15	7,994.31	8,487.57	44,598.03	17,710.66	6,185.23	7,949.61	31,845.49
Income tax- Current	-	-	7,030.51	7,030.51	-	-	14,206.00	14,206.00
Excess/short provision of income tax	-	-	-	-	-	-	-	-
Deferred tax	-	-	5,144.56	5,144.56	-	-	(4,817.56)	(4,817.56)
Profit after tax				32,422.96				22,457.05
Other information								
Depreciation and amortisation	2,354.50	12,523.61	247.63	15,125.75	702.41	12,334.38	103.53	13,140.33
Additions to non-current assets	24,370.63	28,249.75	17,064.37	69,684.76	13,975.93	2,625.15	4,786.46	21,387.54
Non-Cash Expenses other than depreciation and amortisation	4,498.04	-	-	4,498.04	9,351.90	-	-	9,351.90



GUJARAT MINERAL DEVELOPMENT CORPORATION LTD.

(₹ in Lakh)

Segments Assets**	Mining Projects	Power Projects	Unallocated	Total
As at 31st March 2017	1,12,528.08	2,85,891.86	2,25,461.10	6,23,881.04
As at 31st March 2016	76,186.98	2,56,451.80	2,12,763.24	5,45,402.02
As at 1st April 2015	48,557.23	2,52,802.06	2,03,676.66	5,05,035.95
Total				

(₹ in Lakh)

Segments Liability**	Mining Projects	Power Projects	Unallocated	Total
As at 31st March 2017	75,142.21	1,19,418.68	4,29,320.15	6,23,881.04
As at 31st March 2016	45,345.63	1,01,374.46	3,98,681.93	5,45,402.02
As at 1st April 2015	50,119.50	9,2354.82	3,62,561.63	5,05,035.95
Total				

** Segment assets and liabilities are measured in same way as in the financial statements. They are allocated based on the operations of the segment.

1. Segment assets and liabilities are subject to reconciliation.

2. Segment Revenue of Mining includes ₹ 17516.05 Lakh (P.Y. ₹ 10789.46 Lakh) being captive consumption of Lignite/Lime for Power Project.

2.44 RELATED PARTY DISCLOSURES

As per the Indian Accounting Standard-24 on "Related Party Disclosures", details are as follows:

2.44.01 Associate/Joint Venture

Name of the entity	Type
Gujarat Jaypee Cement Infrastructure Ltd.	Associate
Gujarat Credo Mineral Industries Ltd.	Associate
Bhavnagar Energy Co. Ltd.	Associate
Aikya Chemicals Pvt. Ltd.	Associate
Gujarat Foundation for Entrepreneurial Excellence	Joint Ventures
Swarnim Gujarat Flourspar Pvt. Ltd.	Joint Ventures
Naini Coal Company Ltd.	Joint Ventures
Gujarat Mineral Research & Industrial Consultancy Society	Subsidiary
GMDC Gram Vikas Trust	Subsidiary
GMDC Science & Research Centre	Subsidiary

2.44.02 Transactions with related parties:

(₹ in Lakh)

Particulars	Associates		Joint Ventures		Subsidiaries/Government related entities/KMP		Total	
	2016-17	2015-16	2016-17	2015-16	2016-17	2015-16	2016-17	2015-16
Purchase of Investments	129.11	2,500.00	-	-	-	-	129.11	2,500.00
Sale of Goods/ Services	6,759.37	-	8.51	3.43	71,672.13	55,645.05	78,440.02	55,648.48
Received/ Adjusted	3,583.27	2,528.52	1,037.30	92.22	72,987.53	54,469.42	77,608.10	57,090.15
Income from Investments	-	-	-	-	10,097.29	12,341.52	10,097.29	12,341.52
Funds deposited with GSFS	-	-	-	-	1,51,401.18	94,327.64	1,51,401.18	94,327.64
Funds withdrawn from GSFS	-	-	-	-	1,66,886.48	1,06,214.49	1,66,886.48	1,06,214.49
Commitments (refer 2.45.04)	-	-	-	-	-	-	-	-
Contribution made to Provident Fund Trust	-	-	-	-	1,571.18	1,547.55	1,571.18	1,547.55
Contribution made to Gratuity Trust (it funded 100%) with LIC	-	-	-	-	0.68	0.41	0.68	0.41
Donation Given	-	-	-	-	600.00	-	600.00	-
Directors Sitting Fees**	-	-	-	-	2.54	2.42	2.54	2.42
Outstanding balances arising from sales/purchases of goods/services								
Account Payable as at year end	-	-	1,031.49	-	-	-	-	-
Account Receivable as at year end	3,581.04	2,845.47	2,046.96	9.40	1,16,330.03	1,33,344.50	-	-

ANNUAL REPORT 2016-2017

* The above transactions are inclusive of all taxes, wherever applicable.

** Sitting Fees includes service tax paid under reverse charge mechanism, wherever applicable. Further, sitting fees in respect of Government nominated directors are deposited directly into Government Treasury.

2.44.03 Terms and conditions

Transactions relating to dividends were on the same terms and conditions that applied to other shareholders. Goods were sold to related parties as mentioned above on mutually agreed terms. All outstanding balances are unsecured.

The Company has executed Power Purchase Agreements with one of Government owned PSUs for sale of power generated from windmills, solar and thermal power plant for the period ranging from 25 to 30 years.

2.44.04 ₹ 1,032.10 lakh was received during the year from Govt of Gujarat on behalf of GFEE. The same has been deposited with GSFS and shown under the head "Fund Deposited with GSFS".

2.44.05 Key Management Personnel Compensation:

(₹ in Lakh)

Particulars	2016-17	2015-16
Short-term employee benefits	53.03	52.25
Post-employment benefits	18.67	16.12
Long-term employee benefits	24.20	21.45
Termination benefits	-	-
Employee share-based payments	-	-
Total compensation	95.90	89.82

2.44.06 Other transactions with Government related entities

Apart from the above transactions, the Company has also entered into other transactions in ordinary course of business with Government related entities. These are transacted at arm's length prices based on the agreed contractual terms.

2.44.07 Further, the Company has entered into various long term material supply and power purchase agreements with the related parties (including Government related entities) where goods/services are to be provided at prices determined based on the contractual terms agreed. Some of the contracts are in the process of being finalised pending the necessary approvals.

2.45 FINANCIAL INSTRUMENTS, FAIR VALUE AND RISK MEASUREMENTS

A. Financial instruments by category and their fair value

(₹ in Lakh)

As at 31st March 2017	Carrying amount				Fair value			
	FVTPL	FVOCI	Amortised Cost	Total	Level 1- Quoted price in active markets	Level 2- Significant observable inputs	Level 3- Significant unobservable inputs	Total
Financial assets								
Investments								
- Equity Shares- Unquoted	-	21,230.49	-	21,230.49	-	-	21,230.49	21,230.49
- Equity Shares- quoted	-	23,989.89	-	23,989.89	23,989.89	-	-	23,989.89
Loan								
- Non-current	-	-	444.36	444.36	-	-	-	-
- Current	-	-	1,347.19	1,347.19	-	-	-	-
Trade Receivables	-	-	12,654.86	12,654.86	-	-	-	-
Cash and Cash Equivalents	-	-	2,082.65	2,082.65	-	-	-	-
Other Bank Balances	-	-	145.87	145.87	-	-	-	-
Other financial assets								
- Non-current	-	-	28,645.86	28,645.86	-	-	-	-
- Current	-	-	1,06,566.62	1,06,566.62	-	-	-	-
Total financial assets	-	45,220.38	1,51,887.41	1,97,107.79	23,989.89	-	21,230.49	45,220.38
Financial liabilities								
Other financial liabilities								
- Non-current	-	-	1,884.94	1,884.94	-	-	-	-
- Current	-	-	27,079.06	27,079.06	-	-	-	-
Trade Payables	-	-	9,735.12	9,735.12	-	-	-	-
Total financial liabilities	-	-	38,699.12	38,699.12	-	-	-	-

Fair value of financial assets and liabilities measured at amortised cost is not materially different from the amortised cost.



GUJARAT MINERAL DEVELOPMENT CORPORATION LTD.

(₹ in Lakh)

As at 31st March 2016	Carrying amount				Fair value			
	FVTPL	FVOCI	Amortised Cost	Total	Level 1 - Quoted price in active markets	Level 2 - Significant observable inputs	Level 3 - Significant unobservable inputs	Total
Financial assets								
Investments								
- Equity Shares - Unquoted	-	26,326.18	-	26,326.18	-	-	26,326.18	26,326.18
- Equity Shares - quoted	-	10,313.83	-	10,313.83	10,313.83	-	-	10,313.83
Loan								
- Non-current	-	-	559.90	559.90	-	-	-	-
- Current	-	-	1,811.79	1,811.79	-	-	-	-
Trade Receivables	-	-	9,744.42	9,744.42	-	-	-	-
Cash and Cash Equivalents	-	-	3,089.03	3,089.03	-	-	-	-
Other Bank Balances	-	-	156.73	156.73	-	-	-	-
Other financial assets								
- Non-current	-	-	14,311.60	14,311.60	-	-	-	-
- Current	-	-	1,28,094.69	1,28,094.69	-	-	-	-
Total financial assets	-	36,640.01	1,57,768.16	1,94,408.17	10,313.83	-	26,326.18	36,640.01
Financial liabilities								
Other financial liabilities								
- Non-current	-	-	2,848.16	2,848.16	-	-	-	-
- Current	-	-	10,919.76	10,919.76	-	-	-	-
Trade Payables	-	-	6,813.98	6,813.98	-	-	-	-
Total financial liabilities	-	-	20,581.90	20,581.90	-	-	-	-

Fair value of financial assets and liabilities measured at amortised cost is not materially different from the amortised cost.

(₹ in Lakh)

As at 31st March 2015	Carrying amount				Fair value			
	FVTPL	FVOCI	Amortised Cost	Total	Level 1 - Quoted price in active markets	Level 2 - Significant observable inputs	Level 3 - Significant unobservable inputs	Total
Financial assets								
Investments								
- Equity Shares - Unquoted	-	31,348.08	-	31,348.08	-	-	31,348.08	31,348.08
- Equity Shares - quoted	-	11,129.97	-	11,129.97	11,129.97	-	-	11,129.97
Loan								
- Non-current	-	-	72.37	72.37	-	-	-	-
- Current	-	-	1,414.03	1,414.03	-	-	-	-
Trade Receivables	-	-	8,112.76	8,112.76	-	-	-	-
Cash and Cash Equivalents	-	-	3,931.40	3,931.40	-	-	-	-
Other Bank Balances	-	-	198.55	198.55	-	-	-	-
Other financial assets								
- Non-current	-	-	35,865.92	35,865.92	-	-	-	-
- Current	-	-	1,07,353.22	1,07,353.22	-	-	-	-
Total financial assets	-	42,478.06	1,56,948.25	1,99,426.31	11,129.97	-	31,348.09	42,478.06
Financial liabilities								
Other financial liabilities								
- Non-current	-	-	2,912.44	2,912.44	-	-	-	-
- Current	-	-	7,040.16	7,040.16	-	-	-	-
Trade Payables	-	-	5,195.47	5,195.47	-	-	-	-
Total financial liabilities	-	-	15,148.07	15,148.07	-	-	-	-

Fair value of financial assets and liabilities measured at amortised cost is not materially different from the amortised cost.

Types of inputs are as under:

Input Level I (Directly Observable) which includes quoted prices in active markets for identical assets such as quoted price for an equity security on Security Exchanges.

Input Level II (Indirectly Observable) which includes prices in active markets for similar assets such as quoted price for similar assets in active markets, valuation multiple derived from prices in observed transactions involving similar businesses etc.

Input Level III (Unobservable) which includes management's own assumptions for arriving at a fair value such as projected cash flows used to value a business etc.

When measuring the fair value of an asset or a liability, the Company uses observable market data as far as possible. If the inputs used to measure the fair value of an asset or a liability fall into different levels of the fair value hierarchy, then the fair value measurement is categorised in its entirety in the same level of the fair value hierarchy as the lowest level input that is significant to the entire measurement.

B. Measurement of fair values

i) Valuation techniques and significant unobservable inputs

The following tables show the valuation techniques used in measuring Level 3 fair values, as well as the significant unobservable inputs used.

Financial instruments measured at fair value

FVOCI in unquoted equity shares:

Gujarat State Petroleum Corporation Limited

1. Market approach : This approach uses information generated by market transactions of the Company being valued or the transactions of comparable companies. The following market-linked information may be used for determining valuation under this approach.

- Quoted price of the company being valued,
- Past transaction value of the company being valued,
- Listed comparable companies' trading multiples like price to earning ratio, enterprise value to earning before interest, tax, depreciation and amortisation, enterprise value to sales etc.
- Transactions multiples for investment / M & A transaction of comparable companies.

The valuation arrived at based on the market approach reflects the current value of the Company perceived in the active market. However, as the valuation arrived at using market multiples is based on the past/current transaction or traded values of comparable companies/businesses, it may not reflect the possible changes in future trend of cash flows being generated by a business.

2. Income Approach : The income approach reflects present value of future cash flows. For valuing a business, the discounted cash flow (DCF) methodology is used under this approach. This methodology works on the premise that the value of a business is measured in terms of future cash flow streams, discounted to the present time at an appropriate discount rate. This method is used to determine the present value of business on a going concern assumption. The DCF technique recognizes the time value of money.

The value of the firm is arrived at by estimating the Free Cash Flow to Firm (FCFF) and discounting the same at the Weighted Average Cost of Capital (WACC). FCFF is estimated by forecasting free cash flows available to the firm (which are derived on the basis of the likely future earnings of the company).

3. Cost Approach: The cost approach essentially estimates the cost of replacing the tangible assets of the business. The replacement cost takes into account the market value of various assets or the expenditure required to create the infrastructure exactly similar to that of a company being valued.

Significant unobservable inputs Highest priority is given to unadjusted quoted price of listed entities and lowest priority to non-market linked inputs such as future cash flows used in income approach.

Inter-relationship between significant unobservable inputs and fair value measurement The estimated fair value would increase (decrease) if there is a change in significant unobservable inputs used in determination of fair value.

Considering the diverse asset and investment base of the Company with differing risk/return profiles, a sum of the parts approach has been adopted for the valuation. Under this method, the value of each distinct business/asset/investment has been arrived at separately and total value estimate for the Company presented as the sum of all its business/investments/assets.



GUJARAT MINERAL DEVELOPMENT CORPORATION LTD.

Gujarat Guardian Limited

Fair value is determined using the ratio of enterprise value to EBIDTA adjusted for the industry average. The industry average has been computed using peer companies.

GITCO and Gujarat Informatics Limited

On account of absence of sufficient information for determination of fair value, the Company has determined the same using net worth as reflected in the management prepared provisional financial statements as at the each reporting date. Management is of the view that the value so determined are reflective of the fair values. Further, in the absence of the management prepared provisional financial statements of Gujarat Informatics Limited for the year 2016-17, the fair value determined on 31st March, 2016 has been carried forward. Once the same are available, appropriate changes would be made in the subsequent periods.

ii) Transfers between Levels 1 and 2

There have been no transfers between Level 1 and Level 2 during the reporting periods

iii) Level 3 fair values

Movements in the values of unquoted equity instruments for the period ended 31st March, 2017, 31st March, 2016 and 1st April, 2015 is as below:

(₹ in Lakh)	
Particulars	Amount
As at 1st April 2015	31,348.08
Acquisitions/ (disposals)	-
Gains/ (losses) recognised in other comprehensive income	(5,021.90)
Gains/ (losses) recognised in statement of profit or loss	-
As at 31st March 2016	26,326.18
Acquisitions/ (disposals)	-
Gains/ (losses) recognised in other comprehensive income	(5,095.69)
Gains/ (losses) recognised in statement of profit or loss	-
As at 31st March 2017	21,230.49

Transfer out of Level 3

There were no movement in level 3 in either directions during March 2017 and the year 2015-16.

Sensitivity analysis - Investments in unquoted equity instruments

On account of lack of sufficient information as at the end of reporting period and nature of investments, the management is of the view that it is impracticable to determine the sensitivity of the fair values to changes in the underlying assumptions. Based on the valuation report for investments in unquoted shares of GSPC, the sensitivity as at 31st March, 2017 is provided below:

(₹ in Lakh)	
Significant observable inputs	31-Mar-17
	OCI
	Decrease
Equity securities in unquoted investments measured through OCI Forecast gas trading margin (25% decrease)	2,210.96

C. Financial risk management

The Company has exposure to the following risks arising from financial instruments:

- * Credit risk ;
- * Liquidity risk ; and
- * Market risk

ANNUAL REPORT 2016-2017

(i) Risk management framework

The Company has a well-defined risk management framework. The Board of Directors of the Company has adopted a Risk Management Policy. Company has also set up a Risk Management Committee.

Looking to the profile of GMDC, i.e., Mining and Power Operations, GMDC has inbuilt risk management practices to address various operational risks. The Company has standard operating processes for various mining operations in order to mitigate procedures and prevent risk arising out of various operations. GMDC has no external borrowings. Hence, there is no financial risk that can impact GMDC's Financial Position. GMDC primarily deals with natural resources. Hence, Policy of Government may impact GMDC's operational strategy. GMDC's risk management process revolves around following parameters:

1. Risk Identification and Impact Assessment
2. Risk Evaluation
3. Risk Reporting and Disclosure
4. Risk Mitigation

(ii) Credit risk

Credit risk is the risk of financial loss to the Company if a customer or counterparty to a financial instrument fails to meet its contractual obligations, and arises principally from the Company's receivables from customers.

Other financial assets

The Company maintains its Cash and cash equivalents and Bank deposits with banks having good reputation, good past track record and high quality credit rating and also reviews their credit-worthiness on an on-going basis.

Trade and other receivables

Significant portion of trade receivables at the respective reporting date comprise of State Governments PSUs or entities with significant government influence. Management does not expect any credit risk on the same. On the other receivables of the Company are typically unsecured, except to the extent of advance received against sales for sale of mining products. The allowance for impairment of trade receivables is created to the extent and as and when required, based upon the expected collectability of accounts receivables giving due consideration to the historical trends adjusted for the expected credit losses.

Age of Receivables

(₹ in Lakh)

Particulars	As at	As at	As at
	31 st March, 2017	31 st March, 2016	1 st April, 2015
Within the credit period	433.57	345.59	0.03
1-30 days past due	5,201.79	4,862.69	4,427.64
31-60 days past due	402.29	4,126.73	1,711.74
61-90 days past due	3,243.70	306.80	1,338.91
More than 90 days past due	3,477.65	206.76	738.58

The above receivables which are past due but not impaired are assessed on individual case to case basis and relate to a number of independent third party customers from whom there is no recent history of default. Management is of the view that these financial assets (majorly state owned PSUs) are not impaired as there has not been a significant change in credit quality and are recoverable based on the nature of the activity with the respective customer to which they belong and the type of customers. Further, since the amount are collected within one year, there is no loss on account of time value of money. Consequently, no additional provision has been created on account of expected credit loss on the receivables. There are no other classes of financial assets that are past due but not impaired except for trade receivables as at 31st March, 2017; 31st March, 2016 and 1st April, 2015.

Movements in Expected Credit Loss Allowance

(₹ in Lakh)

Particulars	As at	As at
	31 st March, 2017	31 st March, 2016
Balance at the beginning of the year	104.14	104.14
Movements in allowance	-	-
Closing balance	104.14	104.14



GUJARAT MINERAL DEVELOPMENT CORPORATION LTD.

The maximum exposure to credit risk for trade and other receivables by geographic region was as follows:

(₹ in Lakh)

Particulars	Carrying amount		
	31-Mar-17	31-Mar-16	1-Apr-15
India	12,654.86	9,744.42	8,112.76
Other regions	-	-	-
	<u>12,654.86</u>	<u>9,744.42</u>	<u>8,112.76</u>

Management believes that the unimpaired amounts that are past due by more than 30 days are still collectible in full, based on historical payment behaviour and extensive analysis of customer credit risk, including underlying customers' credit ratings if they are available.

Management estimates that there are no instances of past due or impaired trade and other receivables.

(iii) Liquidity risk

Liquidity risk is the risk that the Company will encounter difficulty in meeting the obligations associated with its financial liabilities that are settled by delivering cash or another financial asset. The Company's approach to managing liquidity is to ensure, as far as possible, that it will have sufficient liquidity to meet its liabilities when they are due, under both normal and stressed conditions, without incurring unacceptable losses or risking damage to the Company's reputation.

Exposure to liquidity risk

The following are the remaining contractual maturities of financial liabilities at the reporting date. The amounts are gross and undiscounted, and include estimated interest payments and exclude the impact of netting agreements.

(₹ in Lakh)

31st March, 2017	Contractual cash flows			
	Carrying amount	Total	Less than 12 months	More than 12 months
Non-derivative financial liabilities				
Non current financial liabilities	1,884.94	1,884.94	-	1,884.94
Current financial liabilities	27,079.06	27,079.06	27,079.06	-
Trade payables	9,735.12	9,735.12	9,735.12	-
Total	38,699.12	38,699.12	36,814.18	1,884.94

(₹ in Lakh)

31st March, 2016	Contractual cash flows			
	Carrying amount	Total	Less than 12 months	More than 12 months
Non-derivative financial liabilities				
Non current financial liabilities	2,848.16	2,848.16	2,848.16	-
Current financial liabilities	10,919.76	10,919.76	-	10,919.76
Trade payables	6,813.98	6,813.98	-	6,813.98
Total	20,581.90	20,581.90	2,848.16	17,733.74

(₹ in Lakh)

1st April, 2015	Contractual cash flows			
	Carrying amount	Total	Less than 12 months	1-2 years
Non-derivative financial liabilities				
Non current financial liabilities	2,904.07	2,904.07	2,904.07	-
Current financial liabilities	7,032.03	7,032.03	-	7,032.03
Trade payables	5,148.58	5,148.58	-	5,148.58
Total	15,084.68	15,084.68	2,904.07	12,180.61

(iv) Market risk

The company is exposed to price risk on account of fluctuations in prices of the imported mining products which is managed by appropriately adjusting the prices of the mining products as may be relevant.

Further, the Company's also has exposure to equity securities price risk arises from investments held by the Company and classified in the balance sheet at fair value through other comprehensive income (FVOCI). Some of the equity investments are publicly traded and are included in the NSE Nifty 50 index.

Currency risk

The functional currency of the Company is Indian Rupees.

The Company do not use derivative financial instruments for trading or speculative purposes. As the Company does not engage in foreign exchange transaction, it is not exposed to currency risk.

Interest rate risk

Interest rate risk can be either fair value interest rate risk or cash flow interest rate risk. Fair value interest rate risk is the risk of changes in fair values of fixed interest bearing investments because of fluctuations in the interest rates. Cash flow interest rate risk is the risk that the future cash flows of floating interest bearing investments will fluctuate because of fluctuations in the interest rates. The Company does not have any undrawn or outstanding borrowings and hence does not possess any interest rate risk.

Price Risk

The Company's exposure to equity securities price risk arises from investments held by the Company and classified in the balance sheet as fair value through other comprehensive income (FVOCI). Some of the equity investments are publicly traded and are included in the NSE Nifty 50 Index.

Sensitivity

The table below summarises the impact of increases/decreases of the index on the Company's equity and other comprehensive income for the period. The analysis is based on the assumption that the index had increased by 20% or decreased by 20% with all other variables held constant, and that the Company's quoted equity instruments moved in line with the index. The % have been determined considering average of the actual movements in quoted prices of equity shares held as investments for the respective periods.

(₹ in Lakh)

Particulars	Impact on Other Comprehensive Income	
	2016-17	2015-16
NSE NIFTY 50 - increase 20% (31 March 2016 - 10%)	4,797.98	1,031.38
NSE NIFTY 50 - decrease 20% (31 March 2016 - 10%)	(4,797.98)	(1,031.38)

2.46 CAPITAL MANAGEMENT

The Company's objectives when managing capital are to:

- safeguard their ability to continue as a going concern, so that they can continue to provide returns for shareholders and benefits for other stakeholders, and
- maintain an optimal capital structure to reduce the cost of capital.

The Company monitors capital using a ratio of 'adjusted net debt' to 'adjusted equity'. For this purpose, adjusted net debt is defined as total non-current liabilities, less cash and cash equivalents. Adjusted equity comprises all components of equity.

The Company's adjusted net debt to equity ratio at 31st March, 2017 was as follows.:

(₹ in Lakh)

Particulars	As at 31st March, 2017	As at 31st March, 2016
Total Non-current liabilities	66,853.46	58,741.37
Less : Cash and bank balances	2,228.52	3,245.76
Adjusted net debt	64,624.94	55,495.62
Total equity	397,552.06	366,419.00
Adjusted net debt to equity ratio	0.16	0.15



GUJARAT MINERAL DEVELOPMENT CORPORATION LTD.

2.47 Corresponding figures of the previous year have been re-grouped / re-arranged / re-classified / restated and revised, wherever necessary, to make them comparable with the figures of the current year.

2.48 EXPLANATION OF TRANSITION TO IND AS

These are the Company's first consolidated financial statements prepared in accordance with Ind ASs.

The accounting policies set out in Note 1 have been applied in preparing the financial statements for the year ended 31st March 2017, the comparative information presented in these financial statements for the year ended 31st March 2016 and in the preparation of an opening Ind AS balance sheet at 1st April 2015 (the Company's date of transition).

In preparing its opening Ind AS balance sheet, the Company has adjusted amounts reported previously in financial statements prepared in accordance with the accounting standards notified under Companies (Accounting Standards) Rules, 2006 (as amended) and other relevant provisions of the Act (Indian GAAP or previous GAAP). An explanation of how the transition from previous GAAP to Ind AS has affected the Company's financial position and financial performance is set out in the following tables and the notes that accompany the tables and notes:

Exemption and exception applied

In preparing these financial statements, the Company has elected to apply the below optional exemptions and mandatory exceptions in line with principles of Ind AS 101.

Optional exemptions

1. Property, Plant and Equipment (PPE), intangible assets and investment properties

Ind AS 101 provides the below options with respect to the items of PPE and intangible assets:

- Carry forward the previous GAAP carrying values as at the transition date as "deemed cost" under Ind AS, provided there is no change in functional currency.
- Fair value the items of PPE as at the transition date and use this as the "deemed cost" under Ind AS.
- Restate the carrying values of PPE retrospectively as at the transition date based on Ind AS 16.

The above options are available for investment property as well except fair value option not permitted for investment property.

The Company has opted to measure all the items of PPE, intangible assets and investment properties at the previous GAAP carrying values as at the transition date.

2. Decommissioning liabilities included in the cost of PPE

A first-time adopter need not to comply with these requirements for changes in such liabilities that occurred before the date of transition to Ind ASs. If a first-time adopter uses this exemption, it shall:

- Measure the liability at the transition date in accordance with Ind AS 37;
- Using the historical risk adjusted discount rate, determine the amount which would have been capitalised when the liability first arose; and
- Compute the amount of depreciation based on the estimated useful life.

Accordingly, the Company has elected to apply the exemption for the obligations arising on account of decommissioning cost.

3. Determining whether an arrangement contains a lease

As per Appendix C to Ind AS 17, at the inception, an assessment is to be made whether an arrangement contains a lease or not. Ind AS 101 permits an entity to make an assessment based on the facts and circumstances existing as at the transition date.

Based on the exemption, the Company has opted not to apply the requirements retrospectively. Assessment of whether an arrangement contains a lease or not has been made on the basis of facts and circumstances existing as at the transition date. Further, lease classification i.e. operating or finance lease is made at the inception of lease.

4. Accounting for equity investments

Ind AS 101 permits designation of equity investments in entities (other than subsidiaries, associates and joint arrangements) as instruments fair valued through the other comprehensive income (FVOCI).

Accordingly, the Company has opted to designate equity investments as FVOCI on the transition date.

5. Deemed cost for investments in equity shares of subsidiaries, associates and joint arrangements

Under, Ind AS 101 an entity can determine the value of investment in a subsidiary, associate or joint arrangement as either of the below:

- Cost determined in accordance with Ind AS 27 (i.e. retrospective application of Ind AS 27)
- Fair value at the entity's date of transition to Ind AS Previous GAAP carrying amount

ANNUAL REPORT 2016-2017

Mandatory exceptions

Below are the key mandatory exceptions used in preparation of these financial statements:

1. Estimates

Under Ind AS 101, an entity's estimates in accordance with Ind AS at 'the date of transition to Ind AS' or 'the end of the comparative period presented in the entity's first Ind AS financial statements', as the case may be, should be consistent with estimates made for the same date in accordance with previous GAAP unless there is objective evidence that those estimates were in error. However, the estimates should be adjusted to reflect any differences in accounting policies.

The Company's Ind AS estimates as on the transition date are consistent with the estimates made under previous GAAP as on this date. Key estimates considered in preparation of these financial statements that were not required under the previous GAAP are listed below:

- Fair valuation of financial instruments carried at FVOCI.
- Impairment of financial assets based on the expected credit loss model.
- Determination of the discounted value for financial instruments carried at amortised cost.
- Discounted value of liability on account of decommissioning cost.

2. Classification and measurement of financial assets

Ind AS 101 provides exemptions to certain classification and measurement requirements of financial assets under Ind AS 109, where these are impracticable to implement and hence, classification and measurement needs to be done on the basis of facts and circumstances existing as on the transition date.

Accordingly, the Company has determined the classification of financial assets based on facts and circumstances that exist on the transition date.

Reconciliation of total equity as at 31st March, 2016 and 1st April, 2015

(₹ in Lakh)

Particulars	Footnote Ref	31-Mar-16	1-Apr-15
Total equity as per previous GAAP		3,36,671.28	3,24,156.69
Adjustments:			
Proposed dividend	1	11,482.12	11,482.12
Decommissioning liability and unwinding of discount	2	(539.15)	(398.03)
Straightlining of operation and maintenance charges	3	(2,794.90)	(2,554.50)
Fair valuation of investments	4	24,658.27	30,496.32
Prior period errors	6	(1,013.73)	1.70
Tax effects of adjustments	7	(2,044.89)	(3,487.42)
Total equity as per Ind AS		3,66,419.00	3,59,696.88

Reconciliation of total comprehensive income for the year ended 31st March 2016

(₹ in Lakh)

Particulars	Footnote Ref	31-Mar-16
Profit after tax as per previous GAAP		23,996.71
Decommissioning liability and unwinding of discount	2	(141.15)
Straightlining of operation and maintenance charges	3	(240.39)
Remeasurement of post-employment benefit obligations	5	(420.15)
Prior period errors	6	(1,015.43)
Tax effects of adjustments	7	277.45
Total Adjustments		(1,539.67)
Profit after tax as per Ind AS		22,457.04
Other comprehensive income	4, 5	(4,252.81)
Total comprehensive income as per Ind AS		18,204.23



GUJARAT MINERAL DEVELOPMENT CORPORATION LTD.

1. Proposed dividend

Under previous GAAP, the Company used to provide for proposed dividend including dividend distribution tax as and when the same is declared by the Board of Directors considering the same as adjusting event. Under Ind AS, declaration of dividend by Board of Directors would be considered as non-adjusting event and the same would be provided once it is approved by the shareholders in their general meeting. As a result, the Company recorded an increase of ₹ 11,482.12 lakh in retained earning as on the transition date and ₹ NIL Lakh as on 31st March 2016.

2. Decommissioning liability

Under previous GAAP, the Company was not providing for constructive obligation arising from contractual terms and cost of decommissioning was expensed as incurred. However, under Ind AS, it is required to provide for constructive obligation and hence, the Company has provided for the same. In accordance with Ind AS and based on the optional exemption discussed in note 2.48, a provision for decommissioning cost in respect of wind mills on the leased land, has been recognised. Accumulated depreciation from inception till the transition date has been recognised through the retained earnings. As on transition date, the power projects capitalised net of accumulated depreciation is ₹ 869.46 Lakh and decommissioning liability is recognised at ₹ 1,267.48 Lakh. The corresponding impact is given to retained earnings. During 2015-16, the Company claimed depreciation amounting to ₹ 39.75 Lakh and unwinding of discount on decommissioning provision amounting to ₹ 101.40 Lakh.

3. Operation and Maintenance (O & M) expenses

Under previous GAAP, the Company used to record the expenses of O & M as and when incurred and accordingly, the Company used to account for nil amount during the free period of O & M contract. Under Ind AS, all the contractual payments agreed over the O & M tenure needs to be straight-lined including the free period. Hence, as on transition date, the Company has recorded non financial liability amounting to ₹ 850.50 Lakh. During 2015-16, the Company recorded decrease in O & M expenses amounting to ₹ 141.75 Lakh.

4. Fair value of investments (other than investments in subsidiary, joint venture or associates)

Under previous GAAP, the Company used to carry the investments in equity instruments companies at cost. Under Ind AS, the Company elected to fair value the same through the other comprehensive income. As a result, the Company recorded upward fair valuation of ₹ 30,496.32 Lakh as on the transition date. During 2015-16, the unrealised loss amounting to ₹ 5,838.05 Lakh is reported in the other comprehensive income.

5. Remeasurement of post-employment benefit obligations

Under Ind AS, the Company's accounting policy is to recognise all actuarial gains and losses pertaining to post employment benefit obligations in other comprehensive income. Under previous GAAP, the Company recognised such actuarial gains and losses in the profit or loss. However, this has no impact on the total equity as on 1st April, 2015 as well as 31st March 2016. During 2015-16, the Company credited ₹ 420.15 Lakh in the other comprehensive income.

6. Prior Period Errors

Under previous GAAP, the Company used to account for the prior period items in the period in which the same arose. Under Ind AS, based on requirements of Ind AS 8, the Company has accounted for the same retrospectively by restating the comparative amounts to which the same relates. Since certain periods were prior to the transition date, the impact has been considered in preparation of the opening balance sheet. Consequently, this has increased the equity on the transition date by ₹ 1.70 Lakh and reduced the equity as on 31 March 2016 by ₹ 1,013.73 Lakh.

7. Tax expenses

The above changes (decreased)/ increased the deferred tax liability as follows: (₹ in Lakh)

Particulars	Footnote	31-Mar-16	1-Apr-15
Straight lining of O & M Charges	3	(967.25)	(884.06)
Decommissioning Obligation on power plants	2	(186.60)	(137.75)
Fair Valuation of investments	4	3,198.74	4,509.24
		2,044.89	3,487.43

As per our report of even date attached

For S. C. Ajmera & Co.
Chartered Accountants
FRN : 002908C

Arun Sarupria
Partner
Membership No. 078398
Place: Ahmedabad
Date: 9th May, 2017

L. Kulshrestha
Senior General Manager
& Chief Financial Officer

Joel Evans
Company Secretary

Arunkumar Solanki, IAS
Managing Director
DIN: 03571453

Bhadresh Mehta
Director
DIN: 02625115

Place: Ahmedabad
Date: 9th May, 2017

INDEPENDENT AUDITORS' REPORT

To,
The Members of
Gujarat Mineral Development Corporation Limited

Report on the Consolidated Financial Statements

We have audited the accompanying consolidated Ind AS financial statements of **Gujarat Mineral Development Corporation Limited** ("the Holding Company") and its subsidiaries (the Holding Company and its subsidiaries referred to as "the Group") its associates and jointly controlled entities (as per Other Matters para), comprising of the Consolidated Balance Sheet as at 31st March, 2017, the Consolidated Statement of Profit and Loss (including other comprehensive income), the Consolidated Cash Flow Statement, the Consolidated Statement of Changes in Equity for the year then ended, and a summary of the significant accounting policies and other explanatory information (herein after referred to as "the consolidated Ind AS financial statements"). We have revised the Independent Auditors Report dated May 9, 2017 on the basis of provisional comments given by the office of C & AG. There is no change in financial figures and our opinion but we have shifted one paragraph from Other Matters to Emphasis of Matter and other minor changes have been made for better presentation.

Management's Responsibility for the Consolidated Ind AS Financial Statements

The Holding Company's Board of Directors is responsible for the preparation of these consolidated Ind AS financial statements in terms of the requirements of the Companies Act, 2013 ("the Act") that give a true and fair view of the consolidated financial position, consolidated financial performance including other comprehensive income and consolidated cash flows and changes in equity of the Group including its Associates and Jointly controlled entities in accordance with the accounting principles generally accepted in India, including the Indian Accounting Standards (Ind AS) prescribed under section 133 of the Act read with relevant rules issued thereunder.

The respective Board of Directors of the company included in the Group and of its associates and jointly controlled entities are responsible for maintenance of adequate accounting records in accordance with the provisions of the Act for safeguarding of the assets of the Group, its Associates and Jointly controlled entities and for preventing and detecting frauds and other irregularities; selection and application of appropriate accounting policies; making judgments and estimates that are reasonable and prudent; and design, implementation and maintenance of adequate internal financial controls, that were operating effectively for ensuring the accuracy and completeness of the accounting records, relevant to the preparation and presentation of the consolidated Ind AS financial statements that give a true and fair view and are free from material misstatement, whether due to fraud or error, which have been used for the purpose of preparation of the consolidated Ind AS financial statements by the Directors of the Holding Company, as aforesaid.

Auditors' Responsibility

Our responsibility is to express an opinion on these consolidated Ind AS financial statements based on our audit.

While conducting the audit, we have taken into account the provisions of the Act, the accounting and auditing standards and matters which are required to be included in the audit report under the provisions of the Act and the Rules made there under.

We conducted our audit in accordance with the Standards on Auditing specified under Section 143(10) of the Act. Those Standards require that we comply with ethical requirements and plan and perform the audit to obtain reasonable assurance about whether the consolidated Ind AS financial statements are free from material misstatement.

An audit involves performing procedures to obtain audit evidence about the amounts and the disclosures in the consolidated Ind AS financial statements. The procedures selected depend on the auditor's judgment, including the assessment of the risks of material misstatement of the consolidated Ind AS financial statements, whether due to fraud or error. In making those risk assessments, the auditor considers internal financial control relevant to the Holding Company's preparation of the consolidated Ind AS financial statements that give a true and fair view in order to design audit procedures that are appropriate in the circumstances. An audit also includes evaluating the appropriateness of the accounting policies used and the reasonableness of the accounting estimates made by the Holding Company's Board of Directors, as well as evaluating the overall presentation of the consolidated Ind AS financial statements.



GUJARAT MINERAL DEVELOPMENT CORPORATION LTD.

We believe that the audit evidence obtained by us and the audit evidence obtained by the other auditors in terms of their reports referred to in sub-paragraph (a) of the Others Matters paragraph below is sufficient and appropriate to provide a basis for our audit opinion on the consolidated Ind AS financial statements.

Opinion

In our opinion and to the best of our information and according to the explanations given to us, the aforesaid consolidated Ind AS financial statements give the information required by the Act in the manner so required and give a true and fair view in conformity with the accounting principles generally accepted in India, of the consolidated financial position of the group as at 31st March, 2017, and their consolidated financial performance including other comprehensive income and their consolidated cash flows and the consolidated changes in equity for the year ended on that date.

Emphasis of Matter

The consolidated financial statements have been prepared without considering financial statement of Bhavnagar Energy Co .Ltd (BECL), which is an associate of the company. As the financial statements for the said period have not been made available to us, we are not in a position to offer any comment on same. (Refer note no. 2.49 to the consolidated Ind AS financial statements)

Our opinion on the consolidated Ind AS financial statements, and our Report on Other Legal and Regulatory Requirements below, is not modified in respect of the above matters with respect to our reliance on the work done and Unaudited Financial Statements certified by the Management.

Other Matters

We did not audit the financial statements of three subsidiaries and three joint ventures and three associates, whose financial statements reflect total assets of Rs. 21363.17 Lakh as at 31st March, 2017, total revenues of Rs. 7331.46 Lakh and net cash flows amounting to Rs. 2886.89 Lakh of the subsidiaries for the year ended on that date, as considered in the consolidated financial statements.

Financial statements of three subsidiaries are unaudited, one joint venture is audited and balance two joint ventures are unaudited. Further, financial statements of three associates are also unaudited. These consolidated Ind AS financial statements have been furnished to us by the Management and our opinion on the consolidated Ind AS financial statements, in so far as it relates to the amounts and disclosures included in respect of these subsidiaries, jointly controlled entities and associates, and our report in terms of sub-sections (3) and (11) of Section 143 of the Act in so far as it relates to the aforesaid subsidiaries, jointly controlled entities and associates, is based solely on such unaudited financial statements/ financial information. In our opinion and according to information and explanations given to us by the Management, these consolidated Ind AS financial statements are not material to the Group.

The comparative financial information of the Company for the year ended 31st March 2016 and the transition date opening balance sheet as at 1st April 2015 included in these consolidated Ind AS financial statements, are based on the previously issued statutory financial statements prepared in accordance with the Companies (Accounting Standards) Rules, 2006 audited by us for the year ended 31st March 2016 vide report dated 26th May 2016 and predecessor auditor for the year ended 31st March 2015 vide their report dated 24th July 2015 expressed an unmodified opinion on those consolidated financial statements, as adjusted for the differences in the accounting principles adopted by the Company on transition to the Ind AS, which have been audited by us.

Report on Other Legal and Regulatory Requirements

1. In terms of Section 143(5) of the Act, we give in Annexure '2(i) & 2(ii)' a statement on the directions issued under the aforesaid section by the Comptroller and Auditor General of India to the Holding Company.
2. As required by Section 143 (3) of the Act, we report that:
 - a) We have sought and obtained all the information and explanations which to the best of our knowledge and belief were necessary for the purposes of our audit of the aforesaid consolidated Ind AS financial statements.

ANNUAL REPORT 2016-2017

- b) In our opinion, proper books of account as required by law relating to preparation of the aforesaid consolidated Ind AS financial statements have been kept so far as it appears from our examination of those books.
- c) The Consolidated Balance Sheet, the Consolidated Statement of Profit and Loss and the Consolidated Cash Flow Statement and the Statement of Changes in Equity dealt with by this Report are in agreement with the relevant books of account maintained for the purpose of the consolidated Ind AS financial statements.
- d) In our opinion, the aforesaid consolidated Ind AS financial statements comply with the Accounting Standards specified under Section 133 of the Act, read with relevant rules issued thereunder.
- e) On the basis of the written representations received from the directors of the Holding Company as on 31st March, 2017, taken on record by the Board of Directors of the Holding Company and the reports of the statutory auditors of its subsidiary company and joint venture company incorporated in India, none of the directors of the Group Companies incorporated in India is disqualified as on 31st March, 2017, from being appointed as a director in terms of Section 164 (2) of the Act.
- f) With respect to the adequacy of the internal financial controls over financial reporting of the Group and the operating effectiveness of such controls, refer to our separate Report in 'Annexure A'.
- g) With respect to the other matters to be included in the Auditor's Report in accordance with Rule 11 of the Companies (Audit and Auditors) Rules, 2014, in our opinion and to the best of our information and according to the explanations given to us:
 - i. The consolidated financial statements disclose the impact of pending litigations of the consolidated financial position of the Group- Refer Note 2.37 to the consolidated Ind AS financial statements.
 - ii. The Group, its associates and jointly controlled entities did not have any material foreseeable losses on long term contracts including derivative contracts.
 - iii. There has been no delay in transferring amounts, required to be transferred, to the Investor Education and Protection Fund by the Holding Company and its subsidiary companies, associate companies, jointly controlled companies incorporated in India.
 - iv. The Company has provided requisite disclosures in its consolidated Ind AS financial statements as to holdings as well as dealings in Specified Bank Notes during the period from 8 November, 2016 to 30 December, 2016. Based on audit procedures and relying on the management representation, we report that the disclosures are in accordance with books of account maintained by the Company and as produced to us by the Management. Refer Note 2.11.03 to the consolidated Ind AS financial statements.

For S.C. Ajmera & Co.
Chartered Accountants
FRN 002908C

Arun Sarupria – Partner

M. No. 078398

Place:- Ahmedabad

Date:- 30.06.2017



GUJARAT MINERAL DEVELOPMENT CORPORATION LTD.

ANNEXURE 'A' TO THE AUDITORS' REPORT

Report on Internal Financial Controls over Financial Reporting

Report on the Internal Financial Controls under Clause (i) of Sub-section 3 of Section 143 of the Companies Act, 2013 ("the Act")

In conjunction with our audit of the consolidated financial statements of the Company as of and for the year ended 31 March 2017, we have audited the internal financial controls over financial reporting of Gujarat Mineral Development Corporation Limited ("the Holding Company") and its subsidiary companies, its associate companies and jointly controlled companies, which are companies incorporated in India, as of that date.

Management's Responsibility for Internal Financial Controls

The Respective Board of Directors of the Holding Company and its subsidiary companies, its associate companies and jointly controlled companies, which are companies incorporated in India, are responsible for establishing and maintaining internal financial controls based on the internal control over financial reporting criteria established by the Company considering the essential components of internal control stated in the Guidance Note on Audit of Internal Financial Controls over Financial Reporting issued by the Institute of Chartered Accountants of India. These responsibilities include the design, implementation and maintenance of adequate internal financial controls that were operating effectively for ensuring the orderly and efficient conduct of its business, including adherence to company's policies, the safeguarding of its assets, the prevention and detection of frauds and errors, the accuracy and completeness of the accounting records, and the timely preparation of reliable financial information, as required under the Companies Act, 2013.

Auditors' Responsibility

Our responsibility is to express an opinion on the Company's internal financial controls over financial reporting based on our audit. We conducted our audit in accordance with the Guidance Note on Audit of Internal Financial Controls Over Financial Reporting (the "Guidance Note") and the Standards on Auditing, issued by ICAI and deemed to be prescribed under section 143(10) of the Companies Act, 2013, to the extent applicable to an audit of internal financial controls, both applicable to an audit of Internal Financial Controls and, both issued by the Institute of Chartered Accountants of India. Those Standards and the Guidance Note require that we comply with ethical requirements and plan and perform the audit to obtain reasonable assurance about whether adequate internal financial controls over financial reporting was established and maintained and if such controls operated effectively in all material respects.

Our audit involves performing procedures to obtain audit evidence about the adequacy of the internal financial controls system over financial reporting and their operating effectiveness. Our audit of internal financial controls over financial reporting included obtaining an understanding of internal financial controls over financial reporting, assessing the risk that a material weakness exists, and testing and evaluating the design and operating effectiveness of internal control based on the assessed risk. The procedures selected depend on the auditor's judgment, including the assessment of the risks of material misstatement of the consolidated Ind AS financial statements, whether due to fraud or error.

We believe that the audit evidence we have obtained is sufficient and appropriate to provide a basis for our audit opinion on the Company's internal financial controls system over financial reporting.

Meaning of Internal Financial Controls Over Financial Reporting

A company's internal financial control over financial reporting is a process designed to provide reasonable assurance regarding the reliability of financial reporting and the preparation of financial statements for external purposes in accordance with generally accepted accounting principles. A company's internal financial control over financial reporting includes those policies and procedures that

ANNUAL REPORT 2016-2017

1. pertain to the maintenance of records that, in reasonable detail, accurately and fairly reflect the transactions and dispositions of the assets of the company;
2. provide reasonable assurance that transactions are recorded as necessary to permit preparation of financial statements in accordance with generally accepted accounting principles, and that receipts and expenditures of the company are being made only in accordance with authorizations of management and directors of the company; and
3. Provide reasonable assurance regarding prevention or timely detection of unauthorized acquisition, use, or disposition of the company's assets that could have a material effect on the financial statements.

Inherent Limitations of Internal Financial Controls Over Financial Reporting

Because of the inherent limitations of internal financial controls over financial reporting, including the possibility of collusion or improper management override of controls, material misstatements due to error or fraud may occur and not be detected. Also, projections of any evaluation of the internal financial controls over financial reporting to future periods are subject to the risk that the internal financial control over financial reporting may become inadequate because of changes in conditions, or that the degree of compliance with the policies or procedures may deteriorate.

Opinion

In our opinion, the Holding Company and its Subsidiary Companies, its associate companies and jointly controlled companies, which are companies incorporated in India, have, in all material respects, an adequate internal financial controls system over financial reporting and such internal financial controls over financial reporting were operating effectively as at March 31, 2017, based on the internal control over financial reporting criteria established by the Company considering the essential components of internal control stated in the Guidance Note on Audit of Internal Financial Controls Over Financial Reporting issued by the Institute of Chartered Accountants of India.

Other Matters

Our aforesaid reports under Section 143(3)(i) of the Act on the adequacy and operating effectiveness of the internal financial controls over financial reporting in so far as it relates to three subsidiaries, three associate and three jointly controlled entities, which are companies incorporated in India, is based on audited financial statements in one of the joint venture, in three subsidiaries, three associates and two other joint ventures, the Management Representation has been given to us as these were not audited.

Place:- Ahmedabad

Date:- 30.06.2017

For S.C. Ajmera & Co.
Chartered Accountants
FRN 002908C

Arun Sarupria – Partner

M. No. 078398



GUJARAT MINERAL DEVELOPMENT CORPORATION LTD.

ANNEXURE TO THE INDEPENDENT AUDITORS' REPORT OF GUJARAT MINERAL DEVELOPMENT CORPORATION LTD

To
The Members
Gujarat Mineral Development Corporation Ltd.

In continuation of our Independent Audit Report on Consolidated Ind AS Financial Statement of Gujarat Mineral Development Corporation Ltd. ("The Company") dated 30.06.2017, we have reported on Directions and Sub-direction under section 143(5) of the Companies Act, 2013 applicable for the year 2016-17, as under:

Report on directions under section 143(5) of the Companies Act, 2013 of Joint Ventures and Associates have not been received yet as unaudited financial statements have been considered for consolidation of joint ventures and associates. Hence, we are unable to offer any comment on the same.

ANNEXURE-2(i)

Directions under Section 143(5) of Companies Act, 2013 Applicable for the year 2016-17

Sr. No.	Directions/Questions u/s 143(5)	Action Taken by Gujarat Mineral Development Corporation Ltd.	Impact on Accounts and Financials
1	Whether the Company has clear title/lease deeds for freehold and leasehold respectively? If not please state the area of freehold and leasehold land for which title/lease deeds are not available?	Yes, the Company has clear title/lease deeds for freehold and leasehold respectively.	No impact
2	Whether there are any cases of waiver/ write off of debts/loans/interest etc. If yes, the reasons there for and the amount involved.	As informed to us, the company has written off Debit Balances of Rs. 0.18 Lakh in the books of accounts. In the opinion of the management, such amounts are no longer receivable. Further, a housing loan with interest given to a deceased employee amounting to Rs. 5.91 Lakh has been written off debiting staff welfare expenses. As per the staff welfare policy of the company, the same is to be waived in case of death of employee while in service.	No impact
3	Whether proper records are maintained for inventories lying with third parties and assets received as gift/grant(s) from the Government or other authorities.	Yes, proper records are maintained by the company for inventory lying with third parties. And no asset is received as gift from Government or other authority, as informed to us.	No impact

For S.C. Ajmera & Co.
Chartered Accountants
FRN 002908C

Arun Sarupria – Partner

M. No. 078398

Place:- Ahmedabad

Date:- 30.06.2017

ANNUAL REPORT 2016-2017

ANNEXURE-2(ii)

Sector Specific Sub-directions under section 143(5) of Companies Act, 2013

Sr. No.	Sub Directions issued/Questions u/s 143(5)	Action Taken	Impact on financials
Manufacturing Sector			
Mining			
1	Whether the company has taken adequate measures to reduce the adverse affect on environment as per established norms and taken up adequate measures for the relief and rehabilitation of displaced people.	According to the information and explanation given to us, the Company is obtaining monthly environmental pollution monitoring report from outside agency for each project to reduce/monitor the adverse effect on environment. No Displacement/Rehabilitation has been taken at any project of the company for the year 2016-17. (Please note that we are not technical expert)	No impact
2	Whether the Company had obtained the requisite statutory compliances that was required under mining and environmental rules and regulations?	As per information and explanation given to us, the Company has obtained necessary consents from GPCB for mining projects.	No impact.
3	Whether overburden removal from mines and backfilling of mines are commensurate with the mining activity?	As informed to us, in respect of lignite projects overburden removal from mines and backfilling of mines are commensurate with the mining activity as per approved/submitted/prepared mine closure plan. (Please note that we are not technical expert)	No Impact
4	Whether the Company has disbanded and discontinued mines, if so,the payment of corresponding dead rent there against may be verified.	As informed to us, the Company has not disbanded nor discontinued any of its mines.	Not Applicable
5	Whether the Company's financial statements had properly accounted for the effect of Rehabilitation Activity and Mine Closure Plan?	The expenditure on Rehabilitation Activity' and for Mine Closure is properly accounted in the books of account of the Company, as per the policy adopted in this behalf.	No impact
Power Sector			
Generation			
1	In the cases of Thermal Power Projects, compliance of the various Pollution Control Acts and the impact thereof including utilization and disposal of ash and the policy of the company in this regard, may be checked and commented upon.	As per information and explanation provided to us, the Company has made compliance of various pollution control Acts. In respect of utilization and disposal of ash, generally the Company is using it in backfilling of mine in Panandhro project.	No impact



GUJARAT MINERAL DEVELOPMENT CORPORATION LTD.

Sr. No.	Sub Directions issued/Questions u/s 143(5)	Action Taken	Impact on financials
2	Has the company entered into revenue sharing agreements with private parties for extraction of coal at pitheads and it adequately protects the financial interest of the Company?	As informed to us, the Company has not entered into revenue sharing agreements with private parties for extraction of coal at pitheads.	Not Applicable
3	Does the company have a proper system for reconciliation of quantity/ quality of coal ordered and received and whether grade of coal/moisture and demurrage etc., are properly recorded in the books of accounts?	Company does not purchase coal from the outside parties. However, as informed to us, the Company is having a system in ERP for reconciliation of quantity ordered and received and Grade of coal/ moisture and demurrage etc., are recorded in the books of accounts on the basis of Test Certificate received from the laboratory. (Please note that we are not technical experts).	No impact
4	How much share of free power was due to the State Government and whether the same was calculated as per the agreed terms and depicted in the accounts as per accepted accounting norms?	The power is sold to Government controlled entity and the same is calculated as per terms agreed in PPA (Power Purchase Agreement).	No impact
5	In the case of Hydroelectric Projects the water discharge is as per policy /guidelines issued by the State Government to maintain biodiversity. For not maintaining it penalty paid/ payable may be reported.	As informed to us, no hydroelectric Project is carried out by Company.	Not Applicable

For S.C. Ajmera & Co.
Chartered Accountants
FRN 002908C

Arun Sarupria – Partner

M. No. 078398

Place:- Ahmedabad

Date:- 30.06.2017

**COMMENTS OF THE COMPTROLLER AND AUDITOR GENERAL OF INDIA
ON THE CONSOLIDATED FINANCIAL STATEMENTS**

COMMENTS OF THE COMPTROLLER AND AUDITOR GENERAL OF INDIA UNDER SECTION 143(6)(b) READ WITH THE SECTION 129(4) OF THE COMPANIES ACT, 2013 ON THE CONSOLIDATED FINANCIAL STATEMENTS OF GUJARAT MINERAL DEVELOPMENT CORPORATION LIMITED FOR THE YEAR ENDED 31 MARCH 2017

The preparation of consolidated financial statements of Gujarat Mineral Development Corporation Limited for the year ended 31 March 2017 in accordance with the financial reporting framework prescribed under the Companies Act, 2013(Act) is the responsibility of the Management of the Company. The Statutory Auditors appointed by the Comptroller and Auditor General of India under Section 139(5) read with Section 129(4) of the Act are responsible for expressing opinion on the financial statements under Section 143 read with Section 129(4) of the Act based on independent audit in accordance with the standards on auditing prescribed under Section 143(10) of the Act This is stated to have been done by them vide their Revised Auditor Report dated 30 June 2017.

I, on the behalf of the Comptroller and Auditor General of India, have conducted a supplementary audit under Section 143(6)(a) read with Section 129(4) of the Act of the Consolidated financial statements of Gujarat Mineral Development Corporation Limited for the year ended 31 March 2017. We conducted a supplementary audit of the financial statements of **Gujarat Mineral Development Corporation Limited** but did not conduct supplementary audit of the financial statements of **Bhavnagar Energy Company Limited and Naini Coal Company Limited** for the year ended on that date. Further, section 139(5) and 143 (6) (b) of the Act are not applicable to **Gujarat Mineral Research & Industrial Consultancy Society, GMDC Gram Vikas Trust, GMDC Science & Research Centre, Gujarat Foundation for Entrepreneurial Excellence, Swarnim Gujarat Flourspar Private Limited, Gujarat Jaypee Cement and Infra Limited, Gujarat Credo Mineral Industries Limited & Aikya Chemicals Private Limited** being private entities, for appointment of their Statutory Auditor nor for conduct of supplementary audit Accordingly, C&AG has neither appointed the Statutory Auditors nor conducted the supplementary audit of these companies. This supplementary audit has been carried out independently without access to the working papers of the Statutory Auditors and is limited primarily to inquiries of the Statutory Auditors and Company personnel and a selective examination of some of the accounting records.

On the basis of my audit nothing significant has come to my knowledge which would give rise to any comment upon or supplement to Statutory Auditors' Report.

For and on behalf of the
Comptroller and Auditor General of India
Gurveen Sidhu
Accountant General (E&RSA), Gujarat

Place: Ahmedabad
Date: 22-07-2017



GUJARAT MINERAL DEVELOPMENT CORPORATION LTD.

CONSOLIDATED BALANCE SHEET AS AT 31ST MARCH, 2017

(₹ in Lakh)

Particulars	Note No.	As at 31 st March, 2017	As at 31 st March, 2016	As at 1 st April, 2015
ASSETS				
Non-Current Assets				
Property, Plant and Equipment	2.01	1,76,492.86	1,59,505.25	1,63,858.29
Capital Work-In-Progress	2.01	2,108.35	3,099.20	1,118.51
Investment Properties	2.02	11,825.55	7,329.85	5,141.47
Other Intangible Assets	2.03	19,151.37	12,432.90	9,747.83
Investment in Associate and Joint Venture	2.04	20,497.85	20,417.86	17,849.45
Financial Assets				
Investments	2.05	45,220.38	36,640.01	42,478.06
Loans	2.06	444.36	559.90	72.37
Other Financial Assets	2.07	28,645.86	14,423.03	35,865.92
Other Non-Current Assets	2.08	63,727.88	53,214.25	44,034.47
Total Non-Current Assets		3,68,114.47	3,07,622.25	3,20,166.37
Current Assets				
Inventories	2.09	6,884.16	4,352.68	5,207.56
Financial Assets				
Trade Receivables	2.10	12,654.86	9,744.42	8,112.76
Cash and Cash Equivalents	2.11	4,969.56	6,223.06	3,931.40
Other Bank Balances	2.11	145.87	156.73	198.55
Loans	2.12	1,347.19	1,342.23	1,414.03
Other Financial Assets	2.13	1,06,602.62	1,28,142.77	1,07,353.22
Other Current Assets	2.14	11,395.97	12,609.06	6,940.89
		1,44,000.23	1,62,570.95	1,33,158.41
Assets classified as held for sale	2.15	16.40	23.05	7.11
Total Current Assets		1,44,016.63	1,62,594.00	1,33,165.52
Total Assets		5,12,131.10	4,70,216.25	4,53,331.89
EQUITY AND LIABILITIES				
Equity				
Equity Share Capital	2.16	6,360.00	6,360.00	6,360.00
Other Equity	2.17	3,94,389.04	3,63,269.82	3,57,100.13
Total Equity		4,00,749.04	3,69,629.82	3,63,460.13
Liabilities				
Non-Current Liabilities				
Financial Liabilities				
Other Financial Liabilities	2.18	1,914.30	2,868.98	2,912.44
Provisions	2.19	36,738.71	31,772.53	22,285.94
Net Employee Benefit Liabilities	2.20	3,412.42	3,243.81	2,968.21
Deferred Tax Liabilities (Net)	2.21	22,316.57	18,292.36	24,275.02
Other Non-Current Liabilities	2.22	2,500.82	2,584.51	2,431.68
Total Non-Current Liabilities		66,882.82	58,762.19	54,873.29
Current Liabilities				
Financial Liabilities				
Trade Payables	2.23	9,746.73	6,845.82	5,195.47
Other Financial Liabilities	2.24	27,085.38	10,925.56	7,040.16
Net Employee Benefit Liabilities	2.25	870.81	675.46	550.22
Other Current Liabilities	2.26	6,796.32	23,377.39	22,212.62
Total Current Liabilities		44,499.24	41,824.23	34,998.47
Total Liabilities		1,11,382.06	1,00,586.42	89,871.77
Total Equity and Liabilities		5,12,131.10	4,70,216.25	4,53,331.89

Significant Accounting Policies 1
The accompanying notes are integral part of the Financial Statements.

As per our report of even date attached

For S. C. Ajmera & Co.
Chartered Accountants
FRN : 002908C

Arun Sarupria
Partner
Membership No. 078398
Place: Ahmedabad
Date: 9th May, 2017

L. Kulshrestha
Senior General Manager
& Chief Financial Officer

Joel Evans
Company Secretary

Arunkumar Solanki, IAS
Managing Director
DIN: 03571453

Bhadresh Mehta
Director
DIN: 02625115

Place: Ahmedabad
Date: 9th May, 2017

ANNUAL REPORT 2016-2017

CONSOLIDATED STATEMENT OF PROFIT AND LOSS FOR THE YEAR ENDED ON 31ST MARCH, 2017

(₹ in Lakh)

Particulars	Note No.	2016-17	2015-16
INCOME			
Revenue from Operations	2.27	1,58,235.66	1,21,533.28
Finance Income	2.28	12,715.98	13,268.06
Other Income	2.29	5,431.39	2,231.23
Total Income (A)		1,76,383.03	1,37,032.57
EXPENSES			
Changes in inventories of finished goods and mined ore	2.30	(2,749.75)	384.62
Employee Benefit Expenses	2.31	10,412.45	10,579.85
Finance Costs	2.32	132.96	105.88
Depreciation and Amortisation Expenses	2.33	15,125.75	13,071.85
Other Expenses	2.34	1,08,828.30	81,687.86
Total Expenses (B)		1,31,749.71	1,05,830.06
Profit Before Tax (A-B)		44,633.32	31,202.51
Share of profit/(loss) of joint ventures and associates accounted for using the equity method (Net of Tax)		(49.12)	68.42
Tax Expenses	2.35		
Current Tax		7,030.51	14,183.88
Deferred Tax		5,144.56	(4,817.55)
Profit After Tax for the Period		32,409.13	21,904.61
Other Comprehensive Income			
Items that will not be reclassified to profit or loss			
Changes in fair value of equity instruments measured at fair value through other comprehensive income (FVOCI)		8,580.36	(5,838.05)
Remeasurement of post-employment benefit obligations		491.50	420.15
Income tax relating to these items		1,120.35	1,165.09
Other Comprehensive Income for the Period, net of tax		10,192.21	(4,252.81)
Total Comprehensive Income for the Period (Comprising Profit (Loss) and Other Comprehensive Income for the period)		42,601.34	17,651.80
Earning per Equity Share (EPS) (Face Value of ₹ 2)			
Basic (₹)	2.36	10.19	6.89
Diluted (₹)	2.36	10.19	6.89

Significant Accounting Policies

The accompanying notes are integral part of the Financial Statements.

1

As per our report of even date attached

For S. C. Ajmera & Co.
Chartered Accountants
FRN : 002908C

Arun Sarupria
Partner
Membership No. 078398
Place: Ahmedabad
Date: 9th May, 2017

L. Kulshrestha
Senior General Manager
& Chief Financial Officer

Joel Evans
Company Secretary

Arunkumar Solanki, IAS
Managing Director
DIN: 03571453

Bhadresh Mehta
Director
DIN: 02625115

Place: Ahmedabad
Date: 9th May, 2017



GUJARAT MINERAL DEVELOPMENT CORPORATION LTD.

Consolidated Statement of Changes in Equity (SOCIE) for the period ended on 31st March, 2017

A. Equity Share Capital

Particulars	Number of Shares	Amount (₹ in Lakh)
ISSUED, SUBSCRIBED AND PAID UP CAPITAL Equity shares of ₹ 2/- each fully paid up		
As at 1st April 2015	31,80,00,000	6,360.00
Increase/(decrease) during the year	-	-
As at 31st March 2016	31,80,00,000	6,360.00
Increase/(decrease) during the year	-	-
As at 31st March 2017	31,80,00,000	6,360.00

B. Other Equity

(₹ in Lakh)

Particulars	Reserves & Surplus		Equity Instruments through Other Comprehensive Income	Total Equity
	General Reserve	Retained Earnings		
Balance as at 1st April, 2015*	2,73,741.72	57,371.32	25,987.09	3,57,100.13
Profit for the year	-	21,904.61	-	21,904.61
Other comprehensive income for the year	-	274.75	(4,527.56)	(4,252.81)
Total comprehensive income for the year	-	22,179.36	(4,527.56)	17,651.80
Cash dividends (Note 2.16)	-	(9,540.00)	-	(9,540.00)
Dividend Distribution Tax (DDT)	-	(1,942.12)	-	(1,942.12)
Balance as at 31st March, 2016	2,73,741.72	68,068.56	21,459.53	3,63,269.81
Profit for the year	-	32,409.13	-	32,409.13
Other comprehensive income for the year	-	321.40	9,870.82	10,192.22
Total comprehensive income for the year	-	32,730.53	9,870.82	42,601.36
Cash dividends (Note 2.16)	-	(9,540.00)	-	(9,540.00)
Dividend Distribution Tax (DDT)	-	(1,942.12)	-	(1,942.12)
Balance as at 31st March, 2017	2,73,741.72	89,316.97	31,330.35	3,94,389.04

*Impact of adjustments on account of prior period items has been explained in note number 2.48.

As per our report of even date attached
For **S. C. Ajmera & Co.**
Chartered Accountants
FRN : 002908C

Arun Sarupria
Partner
Membership No. 078398
Place: Ahmedabad
Date: 9th May, 2017

L. Kulshrestha
Senior General Manager
& Chief Financial Officer

Joel Evans
Company Secretary

Arunkumar Solanki, IAS
Managing Director
DIN: 03571453

Bhadresh Mehta
Director
DIN: 02625115

Place: Ahmedabad
Date: 9th May, 2017

ANNUAL REPORT 2016-2017

CONSOLIDATED STATEMENT OF CASH FLOW FOR THE YEAR ENDED ON 31ST MARCH, 2017

	(₹ in Lakh)	
Particulars	2016-17	2015-16
Cash Flow from Operating Activities		
Net Profit before tax & extra ordinary items	44,633.31	31,202.51
Adjustments for:		
Depreciation and Depletion	15,101.50	13,155.84
Provision for Doubtful Debts, Investments and Loans & Advances	-	22.95
Actuarial gains and losses	-	420.15
Impairment of investment	-	130.00
Assets /sundry balance/ stores written off	6.03	23.60
Excess/Short provision adjusted	(2,947.71)	(388.83)
Surplus / Deficit on sale of assets	(61.74)	(75.22)
Dividend Income	(630.67)	(605.21)
Prior period	-	1,879.88
Unwinding of discount on provisions	125.87	101.40
Interest from Banks & Corporates	(10,326.49)	(13,188.65)
Operating profit before working capital changes:	45,900.10	32,678.41
Adjustments for:		
Trade & Other Receivable	(5,014.48)	(12,423.35)
Inventories	(2,531.47)	854.88
Trade & Other Payable	20,246.75	15,255.98
Cash generated from Operations	58,600.89	36,365.92
Taxes Paid	(13,353.41)	(15,940.18)
Net Cash Flow from Operating Activities (A)	45,247.48	20,425.74
Cash Flow from Investing Activities		
Purchase of items of property, plant and equipment, investment properties and intangible items	(45,943.54)	(15,594.13)
Sale of fixed assets	86.37	82.15
Redemption / Purchase of Investments	(126.55)	(2,537.50)
Interest from Bank and Companies	10,326.49	10,755.15
Dividend Income	630.67	605.21
Net Cash Flow from Investing Activities (B)	(35,026.56)	(6,689.12)
Cash Flow from Financing Activities		
Dividend (Including Corporate Dividend Tax) Paid	(11,485.29)	(11,486.79)
Net Cash Flow from Financing Activities (C)	(11,485.29)	(11,486.79)
Net Increase / (Decrease) in Cash and Cash Equivalents (A+ B+ C)	(1,264.37)	2,249.84
Cash and Cash Equivalents at the beginning of the period	6,379.79	4,129.95
Cash and Cash Equivalents at the end of the period	5,115.42	6,379.79
Notes to Statement of Cash Flows:		
1. Cash and cash equivalent includes-		
Cash and Cheques on Hand	0.14	1.77
Balances with Scheduled Banks in Current Accounts	1,883.94	3,073.29
in Deposit Accounts	3,085.47	3,148.00
Earmarked balances with banks	109.47	112.64
Margin money deposit	36.40	44.09
	5,115.42	6,379.79

2. Previous period's figures have been rearranged/regrouped/ restated/ reclassified wherever necessary, to confirm to this year's classification.

3. The Cash Flow Statement has been prepared under the 'Indirect Method' as per Ind AS 7.

As per our report of even date attached

For S. C. Ajmera & Co.
Chartered Accountants
FRN : 002908C

Arun Sarupria
Partner
Membership No. 078398
Place: Ahmedabad
Date: 9th May, 2017

L. Kulshrestha
Senior General Manager
& Chief Financial Officer

Joel Evans
Company Secretary

Arunkumar Solanki, IAS
Managing Director
DIN: 03571453

Bhadresh Mehta
Director
DIN: 02625115

Place: Ahmedabad
Date: 9th May, 2017



1: SIGNIFICANT ACCOUNTING POLICIES ON CONSOLIDATED FINANCIAL STATEMENTS

Note 1 : Significant Accounting Polices

This note provides list of the significant accounting policies applied in the preparation of these consolidated financial statements.

(a) Basis of preparation

(i) Statement of compliance with Ind AS

The consolidated financial statements are prepared in accordance with Indian Accounting Standards (Ind AS) notified under Section 133 of the Companies Act, 2013 (the Act) read with the Companies (Indian Accounting Standards) Rules, 2015 and other relevant provisions of the Act. The financial statements up to the year ended 31st March 2016 were prepared in accordance with the Accounting Standards specified under Section 133 of the Companies Act, 2013, read with Rule 7 of the Companies (Accounts) Rules, 2014 and other provisions of the Act.

These financial statements are the first financial statements of the Company under Ind AS. The date of transition to Ind AS is 1st April, 2015. Refer Note 2.48 for an explanation as to the transition from Indian Generally Accepted Accounting Principle (IGAAP) to Ind AS has affected the Company's financial position, financial performance and cash flows.

(ii) Historical cost convention

The financial statements are prepared on accrual basis of accounting under historical cost convention in accordance with generally accepted accounting principles in India and the relevant provisions of the Companies Act, 2013 including Indian Accounting Standards notified there under, except for the following where the fair valuation have been carried out in accordance with the requirements of respective Ind AS:

- Investments in equity instruments;
- Non-current assets held for sale; and
- Employee defined benefit plans - plan assets.

Prior period/ Pre-paid items:

Items exceeding the materiality determined by the management (Rs.50,000/-) are accounted retrospectively by restating the relevant accounting periods. Other items are accounted in the year in which they arise.

(iii) Use of estimates and judgements

The preparation and presentation of the financial statements are in conformity with the Ind AS which requires the management to make estimates, judgments and assumptions that affect the reported amounts of assets and liabilities, revenues and expenses and disclosure of contingent liabilities. Such estimates and assumptions are based on management's evaluation of relevant facts and circumstances as on the date of financial statements. The actual outcome may differ from these estimates.

Estimates and underlying assumptions are reviewed on an ongoing basis. Revisions to the accounting estimates are recognised prospectively.

This policy provides an overview of the areas that involved judgement and items which are more likely to be materially adjusted due to estimates and assumptions turning out to be different than those originally assessed. Detailed information about each of these estimates and judgements is included in relevant notes together with information about the basis of calculation for each affected line item in the financial statements.

Information about assumptions, estimation and uncertainties that have a significant risk of resulting in a material adjustment within the next financial year are included in the following notes:

Note 2.21 - Current / Deferred tax liabilities

Note 2.25 - Measurement of employee defined benefit liabilities

Note 2.19/2.37 - Provisions and contingent liabilities

Note 2.42 - Impairment of items of property, plant and equipment and other assets

Note 2.45 - Impairment of financial assets (including expected credit losses for receivables)

Note 2.02- Fair valuation of investment properties

Note 2.45- Fair valuation of investments

Note 2.15- Fair valuation of non-current assets held for sale

Principles of fair value measurement have been provided in note (m) of the significant accounting policies.

(iv) Current versus non-current classification

The Company presents assets and liabilities in the Balance Sheet based on current/non-current classification as per the requirements of Ind AS compliant Schedule III to the Companies Act, 2013.

(b) Principles of consolidation and equity accounting –

i. Subsidiaries –

Subsidiaries are all entities (including structured entities) over which the Company has control. The Company controls an entity when the Company is exposed to, or has rights to, variable returns from its involvement with the entity and has the ability to affect those returns through its power to direct the relevant activities of the entity. Subsidiaries are fully consolidated from the date on which control is transferred to the group. They are deconsolidated from the date that control ceases.

The Company combines the financial statements of the parent and its subsidiaries line by line adding together like items of assets, liabilities, equity, income and expenses. Intercompany transactions, balances and unrealised gains on transactions between group companies are eliminated. Unrealised losses are also eliminated unless the transaction provides evidence of an impairment of the transferred asset. Accounting policies of subsidiaries have been aligned where necessary to ensure consistency with the policies adopted by the group.

Non-controlling interests in the results and equity of subsidiaries are shown separately in the consolidated statement of profit and loss, consolidated statement of changes in equity and balance sheet respectively.

ii. Associates –

Associates are all entities over which the group has significant influence but not control or joint control. Investments in associates are accounted for using the equity method of accounting after initially being recognised at cost. Equity accounting is discontinued from the date when cease to have significant influence on the investee.

iii. Joint arrangements

Under Ind AS 111 Joint Arrangements, investments in joint arrangements are classified as either joint operations or joint ventures. The classification depends on the contractual rights and obligations of each investor, rather than the legal structure of the joint arrangement.

iv. Joint Ventures

Interests in joint ventures are accounted for using the equity method, after initially being recognised at cost in the consolidated balance sheet.

Under the equity method of accounting, the investments are initially recognised at cost and adjusted thereafter to recognise the group's share of the post-acquisition profits or losses of the investee in profit and loss, and the group's share of other comprehensive income of the investee in other comprehensive income. Dividends received or receivable from associates and joint ventures are recognised as a reduction in the carrying amount of the investment.



GUJARAT MINERAL DEVELOPMENT CORPORATION LTD.

When the group's share of losses in an equity-accounted investment equals or exceeds its interest in the entity, including any other unsecured long-term receivables, the group does not recognise further losses, unless it has incurred obligations or made payments on behalf of the other entity.

Unrealised gains on transactions between the group and its associates and joint ventures are eliminated to the extent of the group's interest in these entities. Unrealised losses are also eliminated unless the transaction provides evidence of an impairment of the asset transferred. Accounting policies of equity accounted investees have been changed where necessary to ensure consistency with the policies adopted by the group.

(c) Borrowing costs

Borrowing costs attributable during the acquisition or construction of qualifying assets are capitalised as part of the cost of the assets. A qualifying asset is one that necessarily takes substantial period of time to get ready for intended use. All other borrowing costs are charged to revenue.

(d) Property, Plant and Equipment (PPE)

Freehold land is carried at historical cost. All other items of property, plant and equipment are stated at historical cost of acquisition/construction (net of recoverable taxes) less accumulated depreciation and impairment losses, if any.

Historical cost includes expenditure that is directly attributable to the acquisition as well as construction/ installation of the items but excludes cost of fencing in lignite mines projects. Subsequent costs are included in the asset's carrying amount or recognised as a separate asset, as appropriate, only when it is probable that future economic benefits associated with the item will flow to the Company and the cost of the item can be measured reliably. All other repairs and maintenance are charged to statement of profit and loss during the reporting period in which they are incurred. Rehabilitation and resettlement expenses incurred after initial acquisition of the assets are expensed to profit or loss in the year in which they are incurred.

Machinery spares for Generating Units, Power Station and Switch yard, etc. either procured along with the equipment or subsequently are capitalized in the asset's carrying amount or recognised as a separate asset, as appropriate, only when it is probable that future economic benefits associated with the item will flow to the Company and the cost of the item can be measured reliably.

The present value of the expected cost for the decommissioning of an asset after its use is included in the cost of the respective asset if the recognition criteria for a provision are met.

Capital Work-in-progress includes expenditure that is directly attributable to the acquisition/construction of assets, which are yet to be commissioned and project inventory and assets in transit.

An item of property, plant or equipment is derecognised upon disposal or when no future economic benefits are expected to arise from the continued use of the asset. Any gain or loss arising on the disposal or retirement of an item of property, plant and equipment is recognised in the statement of profit and loss.

Un-serviceable/worn out plant and machineries, vehicles and other assets of the Company are written off from the books of account to the extent of 95% of their cost after getting approval of appropriate authorities. The same are stated at the lower of their net book value or net realizable value.

Item of PPE received by company at free cost from parties other than government are stated at nominal cost.

Transition to Ind AS

On transition to Ind AS, the Company has elected to continue with the carrying value of all of its property, plant and equipment recognised as at 1st April 2015 measured as per the previous IGAAP and use that carrying value as the deemed cost of the property, plant and equipment. Please refer to note 2.48 for details of the same.

(e) Investment properties

Investment properties comprise free hold land and building(including properties under construction) that are held for rental yield and/or capital appreciation.

Investment property is measured initially at its cost, including related transaction costs. Subsequent expenditure is capitalised to the asset's carrying amount only when it is probable that future economic benefits associated with the item will flow to the Company and the cost of the item can be measured reliably. All other repairs and maintenance are charged to statement of profit and loss during the reporting period in which they are incurred.

Transition to Ind AS

On transition to Ind AS, the Company has elected to continue with the carrying value of all of its investment properties recognised as at 1st April 2015 measured as per the previous IGAAP and use that carrying value as the deemed cost of investment properties. Please refer to note 2.48 for details of the same.

(f) Intangible assets

Intangible assets are measured on initial recognition at cost (net of recoverable taxes, if any). Subsequently, intangible assets are carried at cost less any accumulated amortisation and accumulated impairment losses, if any.

The costs of mining leases, which include the costs of acquiring mineral rights, are capitalised as item of intangible assets under the head 'Mining rights' in the year in which they are incurred. Pre-operative Expenses of Mines/Mining Projects under implementation incurred up to the date of commencement of the production on commercial basis are written off to the statement of profit and loss in the year in which they are incurred.

Transition to Ind AS

On transition to Ind AS, the Company has elected to continue with the carrying value of all of its intangible assets recognised as at 1st April 2015 measured as per the previous IGAAP and use that carrying value as the deemed cost of intangible assets. Please refer to note 2.48 for details of the same.

(g) Depreciation and amortisation methods, estimated useful lives and residual values

(i) Items of property, plant and equipment and investment properties

Depreciation is charged on straight line method based on the useful life prescribed in Schedule II to the Companies Act, 2013 except Plant & Machinery of Thermal Power Plant, Wind Energy Farm and Solar Project where straight line method as per the rates and in the manner as prescribed by CERC (Terms and Conditions of Tariff) Regulations, 2009 and 2012 respectively is used. The asset's residual values and useful lives are reviewed, and adjusted if appropriate, at the end of each reporting period.

Depreciation on items of property, plant and equipment acquired/disposed off during the year is provided on pro-rata basis with reference to the date of addition/disposal.

Investment properties are depreciated on straight line method (SLM) based on the useful lives prescribed in Schedule II to the Companies Act, 2013.

Low value items which are in the nature of assets (excluding immovable assets) and valuing up to Rs. 5,000/- are not capitalized and charged off to statement of profit and loss in the year of acquisition.

(ii) Intangible assets

Intangible assets with finite lives are amortised over their useful life and assessed for impairment whenever there is an indication that the item of intangible asset may be impaired. The amortisation period and the amortisation method for an intangible asset with a finite useful life are reviewed at each reporting date.

Intangible assets are amortised on straight line method (SLM) based on the useful lives determined based on technical evaluation done by the management except mining rights which are amortised using a unit-of-production method based on the data available with the Company as regards extraction of the minerals as compared to the technical estimation of gross geological mineral reserves as mentioned in the mine closure plan submitted/ approved. Capitalised mining rights are amortised once commercial production commences.



GUJARAT MINERAL DEVELOPMENT CORPORATION LTD.

(h) Impairment of non-financial assets

An asset is treated as impaired when carrying cost of asset exceeds its recoverable value. An impairment loss is charged to Statement of Profit and Loss in the year in which an asset is identified as impaired. The impairment loss recognized in prior accounting period is reversed, if there has been a change in estimate of recoverable amount. In case of intangible assets, the same will be tested on periodical basis for impairment.

Full provision has been made on plant and machinery which has not been put to use and lying in capital work in progress for more than ten years.

(i) Leases

The determination of whether an arrangement is (or contains) a lease is based on the substance of the arrangement at the inception of the lease. The arrangement is, or contains, a lease if fulfilment of the arrangement is dependent on the use of a specific asset or assets and the arrangement conveys a right to use the asset or assets, even if that right is not explicitly specified in an arrangement.

For arrangements entered into prior to 1st April 2015, the Company has determined whether the arrangement contain lease on the basis of facts and circumstances existing on the date of transition. However, lease classification is determined at the inception of lease.

Lease accounting

As a lessee

Finance lease

At the commencement of the lease term, the Company recognises finance leases as assets and liabilities in its balance sheet at amounts equal to the fair value of the leased property or, if lower, the present value of the minimum lease payments. The corresponding rental obligations, net of finance charges, are included in borrowings or other financial liabilities as appropriate. The discount rate used in calculating the present value is the interest rate implicit in the lease or the Company's incremental borrowing rate. Minimum lease payments are apportioned between the finance charge and the reduction of the outstanding liability.

Operating lease

Lease payments under an operating lease are recognised as an expenses on a straight-line basis over the lease term unless either:

- A. another systematic basis is more representative of the time pattern of the user's benefit; or
- B. the payments are structured to increase in line with expected general inflation to compensate for the lessor's expected inflationary cost increases.

As a lessor

Finance lease

Amounts due from lessees under finance leases are recorded as receivables at the Company's net investment in the leases. Finance lease income is allocated to accounting periods so as to reflect a constant periodic rate of return on the net investment outstanding in respect of the lease.

Operating lease

Lease income from operating lease (excluding amount for services such as insurance and maintenance) is recognised in the statement of profit or loss on a straight-line basis over the lease term, unless either:

- A. Another systematic basis is more representative of the time pattern of the user's benefit; or
- B. The payments to the Company are structured to increase in line with expected general inflation to compensate for the Company's expected inflationary cost increases.

(j) Non-current assets held for sale and discontinued operations

Non-current assets are classified as held for sale if their carrying amount will be recovered principally through a sale transaction rather than through continuing use and a sale is considered highly probable. They are measured at the lower of their carrying amount and fair value less costs to sell, except for assets such as deferred tax assets, assets arising from employee benefits, financial assets and contractual rights under insurance contracts, which are specifically exempt from this requirement.

Non-current assets are not depreciated or amortised while they are classified as held for sale. Non-current assets classified as held for sale are presented separately from the other assets in the balance sheet.

A discontinued operation is a component of the Company that has been disposed of or is classified as held for sale and that represents a separate major line of business or geographical area of operations, is part of a single co-ordinated plan to dispose of such a line of business or area of operations, or is a subsidiary acquired exclusively with a view to resale. The results of discontinued operations are presented separately in the statement of profit and loss.

(k) Financial instruments

A financial instrument is any contract that gives rise to a financial asset of one entity and a financial liability or equity instrument of another entity.

Financial assets

Initial recognition

A financial asset is recognised in the balance sheet when the Company becomes party to the contractual provisions of the instrument.

Initial measurement

At initial recognition, the Company measures a financial asset (which are not measured at fair value) through profit or loss at its fair value plus or minus transaction costs that are directly attributable to the acquisition or issue of the financial asset.

Subsequent measurement

For purpose of subsequent measurement, financial assets are classified into:

- A. Financial assets measured at amortised cost;
- B. Financial assets measured at fair value through profit or loss (FVTPL); and
- C. Financial assets measured at fair value through other comprehensive income (FVOCI).

The Company classifies its financial assets in the above mentioned categories based on:

- A. The Company's business model for managing the financial assets, and
- B. The contractual cash flows characteristics of the financial asset.

A financial asset is measured at amortised cost if both of the following conditions are met:

- A. The financial asset is held within a business model whose objective is to hold financial assets in order to collect contractual cash flows and
- B. The contractual terms of the financial assets give rise on specified dates to cash flows that are solely payments of principal and interest (SPPI) on the principal amount outstanding.

Amortised cost of a financial asset or financial liability means the amount at which the financial asset or financial liability is measured at initial recognition minus the principal repayments, plus or minus the cumulative amortisation using the effective interest rate method of any difference between that initial amount and the maturity amount and, for financial assets, adjusted for any loss allowance.

Financial assets are subsequently measured at amortised cost using the effective interest rate (EIR) method. Amortised cost is calculated by taking into account any discount or premium on acquisition and fees or costs that are an integral part of the EIR. The EIR amortisation is included in finance income in the profit or loss. The losses arising from impairment are recognised in the profit or loss.

A financial asset is measured at fair value through other comprehensive income if both of the following conditions are met:

- A. The financial asset is held within a business model whose objective is achieved by both collecting the contractual cash flows and selling financial assets and
- B. The asset's contractual cash flows represents SPPI.



GUJARAT MINERAL DEVELOPMENT CORPORATION LTD.

A financial asset is measured at fair value through profit or loss unless it is measured at amortised cost or at fair value through other comprehensive income. In addition, the Company may elect to designate a financial asset, which otherwise meets amortized cost or FVOCI criteria, as at FVTPL. However, such election is allowed only if doing so reduces or eliminates a measurement or recognition inconsistency (referred to as 'accounting mismatch').

Trade receivables

Trade receivables are recognised initially at fair value and subsequently measured at amortised cost, less provision for impairment.

Equity instruments

All equity investments in scope of Ind AS 109 are measured at fair value. Equity instruments which are held for trading are classified as at FVTPL. For all other equity instruments, the Company may make an irrevocable election to present in other comprehensive income subsequent changes in the fair value. The Company makes such election on an instrument by-instrument basis. The classification is made on initial recognition and is irrevocable.

If the Company decides to classify an equity instrument as at FVOCI, then all fair value changes on the instrument, excluding dividends, are recognized in the Other Comprehensive Income (OCI). On sale of investments, cumulative gain or loss is recognised in OCI and the amount is not reclassified to profit or loss. Equity instruments included within the FVTPL category are measured at fair value with all changes recognised in the Profit and Loss.

The company has elected to measure its equity instrument through FVOCI.

Derecognition

A financial asset (or, where applicable, a part of a financial asset or part of a group of similar financial assets) is primarily derecognised (i.e. removed from the Company's balance sheet) when:

- A. The contractual rights to the cash flows from the financial asset have expired, or
- B. The Company has transferred its rights to receive cash flows from the asset or has assumed an obligation to pay the received cash flows in full without material delay to a third party under a 'pass-through' arrangement; and either
 - i) The Company has transferred substantially all the risks and rewards of the asset, or
 - ii) The Company has neither transferred nor retained substantially all the risks and rewards of the asset, but has transferred control of the asset.

When the Company has transferred its rights to receive cash flows from an asset or has entered into a pass-through arrangement, it evaluates if and to what extent it has retained the risks and rewards of ownership. When it has neither transferred nor retained substantially all of the risks and rewards of the asset, nor transferred control of the asset, the Company continues to recognise the transferred asset to the extent of the Company's continuing involvement. In that case, the Company also recognises an associated liability. The transferred asset and the associated liability are measured on a basis that reflects the rights and obligations that the Company has retained.

Continuing involvement that takes the form of a guarantee over the transferred asset is measured at the lower of the original carrying amount of the asset and the maximum amount of consideration that the Company could be required to repay.

Impairment of financial assets

The Company assesses impairment based on expected credit loss (ECL) model to the following:

- A. Financial assets measured at amortised cost
- B. Financial assets measured at fair value through other comprehensive income

Expected credit losses are measured through a loss allowance at an amount equal to:

- A. The 12-months expected credit losses (expected credit losses that result from those default events on the financial instrument that are possible within 12 months after the reporting date); or
- B. Full time expected credit losses (expected credit losses that result from all possible default events over the life of the financial instrument).

The Company follows 'simplified approach' for recognition of impairment loss allowance on trade receivables. It recognises impairment loss allowance based on lifetime ECLs at each reporting date, right from its initial recognition.

The Company uses a provision matrix to determine impairment loss allowance for trade receivables. The provision matrix is based on its historically observed default rates over the expected life of the trade receivable and is adjusted for forward looking estimates. At every reporting date, the historical observed default rates are updated and changes in the forward-looking estimates are analysed.

For recognition of impairment loss on other financial assets and risk exposure, the Company determines that whether there has been a significant increase in the credit risk since initial recognition. If credit risk has not increased significantly, 12-months ECL is used to provide for impairment loss. However, if credit risk has increased significantly, lifetime ECL is used. If, in a subsequent period, credit quality of the instrument improves such that there is no longer a significant increase in credit risk since initial recognition, then the Company reverts to recognising impairment loss allowance based on 12-months ECL.

ECL impairment loss allowance (or reversal) recognized during the period is recognized as income/ expense in the statement of profit and loss. The balance sheet presentation for various financial instruments is described below:

- A. Financial assets measured as at amortised cost and contractual revenue receivables - ECL is presented as an allowance, i.e., as an integral part of the measurement of those assets in the balance sheet. The allowance reduces the net carrying amount. Until the asset meets write-off criteria, the company does not reduce impairment allowance from the gross carrying amount.
- B. Financial assets measured at FVOCI - Since financial assets are already reflected at fair value, impairment allowance is not further reduced from its value. Rather, ECL amount is presented as accumulated impairment amount in the OCI.

For assessing increase in credit risk and impairment loss, the Company combines financial instruments on the basis of shared credit risk characteristics with the objective of facilitating an analysis that is designed to enable significant increases in credit risk to be identified on a timely basis.

Financial Liabilities

Initial recognition and measurement

All financial liabilities are recognised initially at fair value and, in case of loans and borrowings and payables, net of directly attributable transaction costs.

Subsequently, all financial liabilities are measured at amortised cost or at fair value through profit or loss. The Company's financial liabilities include trade and other payables, loan and borrowings including bank overdrafts.

Subsequent measurement

- A. Financial liabilities measured at amortised cost
- B. Financial liabilities subsequently measured at fair value through profit or loss

Financial liabilities at fair value through profit or loss include financial liabilities held for trading and financial liabilities designated upon initial recognition as at fair value through profit or loss. Financial liabilities are classified as held for trading if they are incurred for the purpose of repurchasing in the near term. Gains or losses on liabilities held for trading are recognised in the profit or loss.

Financial liabilities designated upon initial recognition at fair value through profit or loss are designated as such at the initial date of recognition, and only if the criteria in Ind AS 109 are satisfied. For liabilities designated as FVTPL, fair value gains/ losses attributable to changes in own credit risk are recognized in OCI. These gains/ loss are not subsequently transferred to profit or loss. However, the Company may transfer the cumulative gain or loss within equity. All other changes in fair value of such liability are recognised in the statement of profit or loss. The Company has not designated any financial liability as at fair value through profit or loss.

Trade and other payables

These amounts represent liability for goods and services provided to the Company prior to the end of financial year which are unpaid. Trade and other payables are presented as current liabilities unless payment is not due within 12 months after the reporting period. They are recognised initially at fair value and subsequently measured at amortised cost using the effective interest rate method.



GUJARAT MINERAL DEVELOPMENT CORPORATION LTD.

Derecognition

A financial liability is derecognised when the obligation under the liability is discharged or cancelled or expires. When an existing financial liability is replaced by another from the same lender on substantially different terms, or the terms of an existing liability are substantially modified, such an exchange or modification is treated as the derecognition of the original liability and the recognition of a new liability. The difference in the respective carrying amounts is recognised in the statement of profit or loss.

(l) Offsetting financial instruments

Financial assets and financial liabilities are offset and the net amount is reported in the balance sheet when, and only when, there is a legally enforceable right to offset the recognised amount and there is intention either to settle on net basis or to realise the assets and to settle the liabilities simultaneously. The legally enforceable right must not be contingent on future events and must be enforceable in the normal course of business and in the event of default, insolvency or bankruptcy of the Company or counterparty.

(m) Fair value measurement

The Company measures certain financial instruments at fair value at each balance sheet date. The fair value measurement is based on the presumption that the transaction to sell the asset or transfer the liability takes place either:

- A. In the principal market for the asset or liability, or
- B. In the absence of a principal market, in the most advantageous market for the asset or liability.

The principal or the most advantageous market must be accessible by the Company. The fair value of an asset or a liability is measured using the assumptions that market participants would use when pricing the asset or liability, assuming that market participants act in their best economic interest.

The Company uses valuation techniques that are appropriate in the circumstances and for which sufficient data are available to measure fair value, maximising the use of relevant observable inputs and minimising the use of unobservable inputs.

All assets and liabilities for which fair value is measured or disclosed in the financial statements are categorised within the fair value hierarchy, described as under, based on the lowest level input that is significant to the fair value measurement as a whole:

- A. Level 1 - Quoted (unadjusted) market prices in active markets for identical assets or liabilities.
- B. Level 2 - Valuation techniques for which the lowest level input that is significant to the fair value measurement is directly or indirectly observable.
- C. Level 3 - Valuation techniques for which the lowest level input that is significant to the fair value measurement is unobservable.

For assets and liabilities that are recognised in the financial statements on a recurring basis, the Company determines whether transfers have occurred between levels in the hierarchy by re-assessing categorisation (based on the lowest level input that is significant to the fair value measurement as a whole) at the end of each reporting period.

This note summarises the accounting policy for fair value. Other fair value related disclosures are given in the relevant notes.

- A. Note 2.45- Disclosures for valuation methods, significant estimates and assumptions
- B. Note 2.45- Quantitative disclosures of fair value measurement hierarchy
- C. Note 2.45- Financial instruments (including those carried at amortised cost)
- D. Note 2.25- Measurement of employee defined benefit obligations
- E. Note 2.02- Fair valuation of investment properties
- F. Note 2.45- Fair valuation of investments
- G. Note 2.15- Fair valuation of non-current assets held for sale

(n) Inventories

Stores, chemicals, spares, fuel and loose tools are valued at cost. Cost is ascertained on weighted average method.

Raw materials, mined ore, goods-in-process and finished products are valued at lower of total cost incurred at respective project or net realizable value item-wise. Cost is ascertained on First In First Out basis. While valuing inventories, the inter-unit profit has been eliminated at corporate level. Further, the Company does not value the stock of by-products lying at various project sites.

Spares (not meeting the definition of property, plant and equipment) are accounted as inventory and expensed to the statement of profit and loss when issued for consumption.

(o) Employee benefits

(i) Short term employee benefit obligations

Liabilities for wages, salaries, including non-monetary benefits that are expected to be settled wholly within 12 months after the end of the period in which the employees render the related services are recognised in respect of employees' services up to the end of the reporting period and are measured at the amounts expected to be paid when the liabilities are to be settled. The liabilities are presented as current employee benefit obligations in the balance sheet.

(ii) Other long term employee benefit obligations

The liabilities for earned leave and sick leave are not expected to be settled wholly within 12 months after the end of the period in which employees render the related service. They are therefore measured as the present value of expected future payments to be made in respect of services provided by employees up to the end of reporting period using the projected unit credit method. The benefits are discounted using the market yield at the end of reporting period that have terms approximating to the terms of related obligation. Remeasurement as a result of experience, adjustments and changes in actuarial assumptions are recognised in the statement of profit and loss.

The obligations are presented as current liabilities in the balance sheet if the Company does not have unconditional right to defer settlement for at least 12 months after the reporting period, regardless of when the actual settlement is expected to occur.

Compensation paid to the legal heirs of deceased employee while in service is charged to Statement of Profit and Loss as and when the liability arises.

The principal amount and interest thereon in respect of House Building Advance in case of deceased employee while in service is written off as and when intimation is received.

(iii) Post-employment obligations

The Company operates the following post-employment schemes:

- A. Defined benefit plans such as gratuity; and
- B. Defined contribution plan such as provident fund etc.

Gratuity obligations

The liability or asset recognised in the balance sheet in respect of defined benefit gratuity plans is present value of the defined benefit obligation at the end of the reporting period less the fair value of plan assets. The defined benefit obligation is calculated annually by actuaries using the projected unit credit method.

The present value of the defined benefit obligations is determined by discounting the estimated future cash outflows by reference to market yields at the end of the reporting period on government bonds that have terms approximating to the terms of the related obligation. The net interest cost is calculated by applying the discount rate to the net balance of the defined benefit obligation and the fair value of plan assets. This cost is included in employee benefit expenses in the statement of profit and loss.

Remeasurement gains and losses arising from experience adjustments and changes in actuarial assumptions are



GUJARAT MINERAL DEVELOPMENT CORPORATION LTD.

recognised in the period in which they occur, directly in other comprehensive income. They are included in retained earnings in the statement of changes in equity and in the balance sheet. Changes in present value of the defined benefit obligation resulting from plan amendment or curtailments are recognised immediately in profit or loss as past service cost.

Provident Fund

The Company pays provident fund contributions to GMDC Employees Provident Fund Trust. The Company has no further payment obligations once the contributions have been paid. The contributions are accounted for as defined contribution plans and the contributions are recognised as employee benefit expenses when they are due. Prepaid contributions are recognised as an asset to the extent that a cash refund or a reduction in the future payment is available.

Reimbursement of losses and other related expenses to Provident Fund Trust are charged to the Statement of Profit and Loss as and when crystallized.

(iv) Termination benefits

Compensation to employees who have opted for retirement under the voluntary retirement scheme of the company is charged to Statement of Profit and Loss in the year of separation.

(p) Foreign currency transactions

(i) Functional and presentation currency

Items included in the financial statements are measured using the currency of the primary economic environment in which the Company operates ('the functional currency'). The consolidated financial statements are presented in Indian rupee (INR), which is GMDC's functional and presentation currency.

(ii) Transactions and balances

Foreign currency transactions are translated into the functional currency using the exchange rates at the date of the transactions. Foreign exchange gains and losses resulting from the settlement of such transactions and from the translation of monetary assets and liabilities denominated in foreign currencies at the year-end exchange rates are generally recognised in profit or loss.

Foreign exchange differences regarded as an adjustment to borrowing costs are presented in the statements of profit and loss. All other foreign exchange gains and losses are presented in the statement of profit and loss on a net basis within other income or other expenses.

Non-monetary items that are measured in terms of historical cost in a foreign currency are translated using the exchange rates at the dates of the initial transactions. Non-monetary items that are measured at fair value in a foreign currency are translated using the exchange rates at the date when the fair value was determined. Translation differences on assets and liabilities carried at fair value are reported as part of the fair value gain or loss.

(q) Revenue recognition

Revenue is measured at fair value of the consideration received or receivable. Amounts disclosed as revenue are net of the amounts collected on behalf of third parties. The Company recognises revenue when the amount of revenue can be reliably measured, it is probable that future economic benefits will flow to the Company and specific criteria have been met for each of the Company's activities. The Company bases its estimates on historical results, taking into consideration the type of customer, the type of transaction and the specifics of each arrangement.

Sales are recognized at the time of dispatch of finished goods. Sales include amounts in respect of excise duty (on the basis of payments made in respect of goods cleared), royalty, transportation, packing charges, clean energy cess, mine closure charges wherever applicable and other taxes or duties, if any, but excluding VAT. Sales are reduced to the extent of the amount of cash discount.

The liquidated damage/penalty, if any, on capital contracts are generally determined on completion of contract and the same is recognised in the statement of profit and loss. Liquidated damages/penalty on long term revenue contracts are determined at the end of one year from the date of award of contracts and the same is recognised in the statement of profit and loss.

In respect of power plants, Unscheduled Interchange (UI) Charges and Generation Based Incentives (GBI) are recognized as and when the same are received / incurred by the Company.

Interest income from a financial asset is recognised when it is probable that the economic benefit will flow to the Company and the amount of income can be measured reliably. Interest income is accrued on a time basis, by reference to the principal outstanding and at the effective interest rate applicable, which is the rate that exactly discounts estimated future cash flows through the expected life of the financial asset to that asset's gross carrying amount on initial recognition.

Dividend income is accounted for when the right to receive the same is established, which is generally when the shareholders approve the dividend.

(r) Government grants

Grants from the Government are recognised at their fair value where there is a reasonable assurance that the grant will be received and the Company will comply with all attached conditions.

Government grants relating to income are deferred and recognised in the Statement of Profit and Loss over the period necessary to match them with the costs that they are intended to compensate and presented within the other income.

Government grants relating to the purchase or construction of items of property, plant and equipment or investment properties are included in non-financial liabilities as deferred income and credited to Statement of Profit and Loss on a straight line basis over the expected lives of the related assets and presented within the other income.

(s) Taxation

Income tax

The income tax expense or credit for the period is the tax payable on the current period's taxable income based on the applicable income tax rate adjusted by changes in deferred tax assets and liabilities attributable to temporary differences and to unused tax losses.

The current income tax charge is calculated on the basis of the tax laws enacted or substantively enacted at the end of the reporting period. Current income tax assets and liabilities are measured at the amount expected to be recovered from or paid to the taxation authorities, based on the rates and tax laws enacted or substantively enacted, at the reporting date. Current tax items are recognised in correlation to the underlying transaction either in OCI or directly in equity.

Deferred taxes

Deferred tax is provided in full on temporary difference arising between the tax bases of the assets and liabilities and their carrying amounts in consolidated financial statements.

Deferred income tax is determined using tax rates (and laws) that have been enacted or substantially enacted by the end of the reporting period and are expected to apply when the related deferred income tax asset is realised or the deferred income tax liability is settled. Deferred tax assets are recognised for all deductible temporary differences and unused tax losses only if it is probable that future taxable amounts will be available to utilise those temporary differences and losses.

Deferred tax assets and liabilities are offset when there is a legally enforceable right to offset current tax assets and liabilities and when the deferred tax balances relate to the same taxation authority. Current tax assets and tax liabilities are offset where the Company has a legally enforceable right to offset and intends either to settle on a net basis, or to realise the asset and settle the liability simultaneously.

Current and deferred taxes are recognised in the Statement of Profit and Loss, except to the extent that it relates to items recognised in other comprehensive income or directly in equity. In this case, the tax is also recognised in other comprehensive income or directly in equity, respectively. Any tax credit available is recognised as deferred tax to the extent that it is probable that future taxable profit will be available against which the unused tax credits can be utilised.



GUJARAT MINERAL DEVELOPMENT CORPORATION LTD.

The said asset is created by way of credit to the statement of profit and loss and shown under the head deferred tax asset.

The carrying amount of deferred tax assets is reviewed at each reporting date and reduced to the extent that it is no longer probable that sufficient taxable profit will be available to allow all or part of the deferred tax asset to be utilised. Unrecognised deferred tax assets are re-assessed at each reporting date and are recognised to the extent that it has become probable that future taxable profits will allow the deferred tax asset to be recovered.

(t) Provisions, contingent liabilities and contingent assets

Provisions are recognised at present value when the Company has a present obligation (legal or constructive) as a result of a past event, it is probable that an outflow of resources embodying economic benefits will be required to settle the obligation and a reliable estimate can be made of the amount of the obligation. The expense relating to a provision is presented in the statement of profit and loss net of any reimbursement.

Decommissioning costs are provided at the present value of expected costs to settle the obligation using estimated cash flows and are recognised as part of the cost of PPE. The cash flows are discounted at a current pre-tax rate that reflects the risk specific to the decommissioning liability. The unwinding of discount is expensed as incurred and recognised in the statement of profit and loss as a finance cost. The estimated future costs of decommissioning are reviewed annually and adjusted as appropriate. Changes in the estimated future costs or in the discount rate applied are added to or deducted from the cost of the asset. Progressive mine closure expenses are accounted for as and when incurred.

As per the mine closure guidelines issued by the Ministry of Coal, in August 2009 and further updated in January 2013, the annual mine closure cost need to be provided @ Rs. 6 Lakh per hectare. Such annual cost is required to be modified with reference to WPI as mentioned and considered in the mine closure plan submitted / approved for the respective mines. The mine closure provisions are required to be provided in line with the approved / submitted / prepared mine closure plans. In case the mine closure plan has not been submitted / approved / prepared, the annual cost is estimated based on the above referred guidelines.

Contingent liabilities are not provided for, If material, are disclosed by way of notes to accounts. Contingent assets are not recognised in financial statements. However, the same is disclosed, where an inflow of economic benefit is probable.

(u) Cash and Cash Equivalents

Cash and cash equivalents comprise cash and deposits with banks. The Company considers all highly liquid investments with a remaining maturity at the date of purchase of three months or less and that are readily convertible to known amounts of cash to be cash equivalents.

For the purpose of presentation in the statement of cash flows, cash and cash equivalents includes cash on hand, other short term, highly liquid investments with original maturities of three months or less that are readily convertible to known amounts of cash and which are subject to an insignificant risk of changes in value and bank overdrafts. Bank overdrafts are shown within borrowings in current liabilities in the balance sheet.

(v) Statement of Cash Flows

Cash flows are reported using the indirect method, whereby profit before tax is adjusted for the effects of transactions of a non-cash nature, any deferrals or accruals of past or future operating cash receipts or payments and item of income or expenses associated with investing or financing cash flows. The cash flows from operating, investing and financing activities of the Company are segregated.

(w) Dividends

The Company recognises a liability for dividends to equity holders of the Company when the dividend is authorised and the dividend is no longer at the discretion of the Company. As per the corporate laws in India, dividend is authorised when it is approved by the shareholders. A corresponding amount is recognised directly in equity.

(x) Segment Reporting

The Chief Operational Decision Maker (CODM) monitors the operating results of its business segments separately for the purpose of making decisions about resource allocation and performance assessment. Segment performance is evaluated based on profit or loss and is measured consistently with profit or loss in the financial statements. Operating segments are reported in a manner consistent with the internal reporting provided to the CODM.

Accordingly, the Board of Directors of the Company is CODM for the purpose of segment reporting. Refer note 2.43 for segment information presented.

(y) Events occurring after the Reporting Date

Adjusting events (that provides evidence of condition that existed at the balance sheet date) occurring after the balance sheet date are recognized in the financial statements. Material non adjusting events (that are inductive of conditions that arose subsequent to the balance sheet date) occurring after the balance sheet date that represents material change and commitments affecting the financial position are disclosed in the Board's Report.

(z) Exceptional Items

Certain occasions, the size, type or incidence of an item of income or expense, pertaining to the ordinary activities of the Company is such that its disclosure improves the understanding of the performance of the Company, such income or expense is classified as an exceptional item and accordingly, disclosed in the notes accompanying to the financial statements.



GUJARAT MINERAL DEVELOPMENT CORPORATION LTD.

2.01 PROPERTY, PLANT AND EQUIPMENT Property, plant and equipment as at 31st March 2016

Particulars	Gross Carrying Amount			Accumulated Depreciation / Amortisation			Net Carrying Amount		
	Deemed Cost As on 1-Apr-15	Additions/ Adjustments during the year	Deductions during the year	Balance As on 1-Apr-15	Additions during the year	Deduction during the year	Balance As on 31-Mar-16	As on 31-Mar-16	As on 1-Apr-15
Land- Free Hold	359.98	3,707.68	-	-	-	-	-	4,067.66	359.98
Building	13,379.12	234.47	-	13,613.59	558.64	-	558.64	13,054.94	13,379.12
Plant & Equipment	1,48,798.05	2,670.17	355.45	1,51,112.77	11,288.51	338.71	10,949.79	1,40,162.98	1,48,798.05
Furniture & Fixtures	120.06	8.43	0.12	128.37	15.38	-	15.38	112.98	120.06
Vehicles	461.12	381.71	23.48	819.34	111.27	19.20	92.07	727.27	461.12
Office Equipment	73.18	463.65	0.85	535.98	89.54	0.11	89.43	446.55	73.18
Computers	24.92	164.54	1.47	187.99	26.26	0.48	25.77	162.22	24.92
Electrical Equipment	560.49	136.37	-	696.86	82.13	-	82.13	614.72	560.49
Laboratory Equipment	81.37	90.18	-	171.55	15.62	-	15.62	155.93	81.37
Total Property, Plant and Equipment	1,63,858.29	7,857.20	381.37	1,71,334.11	12,187.35	358.50	11,828.83	1,59,505.25	1,63,858.29
Capital Work in Progress								3,099.20	1,118.51

Property, plant and equipment as at 31st March 2017

Particulars	Gross Carrying Amount			Accumulated Depreciation / Amortisation			Net Carrying Amount		
	Cost As on 1-Apr-16	Additions/ Adjustments during the year	Deduction during the year	Balance As on 1-Apr-16	Additions during the year	Deduction during the year	Balance As on 31-Mar-17	As on 31-Mar-17	As on 31-Mar-16
Land- Free Hold	4,067.66	(0.00)	-	-	-	-	-	4,067.66	4,067.66
Building	13,613.59	1,205.95	9.50	14,810.04	571.60	0.55	1,129.69	13,680.35	13,054.94
Plant & Equipment	1,51,112.77	28,603.44	7.90	1,79,708.30	12,374.99	0.18	23,324.61	1,56,383.70	1,40,162.98
Furniture & Fixtures	128.37	11.34	0.00	139.70	15.23	-	30.61	109.09	112.98
Vehicles	819.34	9.13	1.50	826.98	118.37	0.46	209.98	617.00	727.27
Office Equipment	535.98	96.24	0.07	632.15	109.95	-	199.39	432.77	446.55
Computers	187.99	87.57	2.49	273.07	68.22	0.69	93.30	179.77	162.22
Electrical Equipment	696.86	329.46	0.01	1,026.31	115.09	-	197.22	829.08	614.72
Laboratory Equipment	171.55	55.53	-	227.08	18.02	-	33.64	193.44	155.93
Total Property, Plant and Equipment	1,71,334.11	30,398.66	21.47	2,01,711.29	13,391.47	1.88	25,218.44	1,76,492.86	1,59,505.25
Capital Work in Progress								2,108.35	3,099.20

2.01.01 GSECL and the Company had agreed to create common amenities (school, hospital, drinking water supply, communication, transport facilities, etc.) for the employees of both entities and also for general public in Panandhro in terms of minutes dated 8.10.1991, 3.8.1992, 1.10.1993. These were to be managed by a Trust to be registered in this regard. Pending formation of the Trust, the capital and revenue expenditure incurred by the Company as well as GSECL are shared on 50:50 basis and accounted in the books of the respective entity. Share of 50% given by each against the expenditure incurred by respective entity is subject to confirmation and adjustments, if any. Pending transfer of such assets to the Trust, capital expenditure incurred in the creation of items of property, plant and equipment towards 50% share of GMDC to the tune of ₹ 59.40 Lakh (PX. ₹ 59.40 Lakh) is accounted in the books of the Company and included in the respective items of property, plant and equipment.

ANNUAL REPORT 2016-2017

2.01.02 Break-up of Capital Work-in-progress for the year ended 31st March, 2017 is given here under: (₹ in Lakh)

Segment	Civil Work	Non-Civil Work	Total
Mining	1,305.98	14.39	1,320.37
Power	772.34	15.64	787.98
Corporate Office	-	-	-
Total	2,078.32	30.03	2,108.35
Previous Year	6244.58	1229.76	7,474.34

2.01.03 Property, plant, equipment - Breakup of net carrying amount as on 1st April, 2015 as per previous GAAP: (₹ in Lakh)

Particulars	Gross carrying value	Accumulated depreciation	Net carrying value
Land- Free Hold	13,819.71	2,192.73	11,626.98
Land- Lease Hold	1,679.74	272.29	1,407.45
Building	26,289.01	12,909.89	13,379.12
Plant & Equipment	2,35,361.71	87,627.12	1,47,734.59
Furniture & Fixtures	981.74	861.56	120.18
Vehicles	1,444.38	980.47	463.91
Office Equipments	495.98	422.68	73.30
Computers	61.43	36.51	24.92
Electrical Equipment	819.36	258.87	560.49
Laboratory Equipments	125.39	44.02	81.37
Total	2,81,078.45	1,05,606.14	1,75,472.31

2.01.04 Refer to Note 2.37 for disclosure of contractual commitments for the acquisition of property, plant and equipment.

2.01.05 Details of assets given on operating lease: (₹ in Lakh)

Net Carrying Amount	As at 31 st March, 2017	As at 31 st March, 2016	As at 1 st April, 2015
Plant & machinery (Thermal Power Plant)	70,075.60	64,644.43	59,956.34

The Company had entered into Power Purchase Agreement with one of the Government owned entities for sale of electricity produced from thermal power plant. The tenure of PPA is 30 years whereas the economic life is determined to be at least 40 years. The management has evaluated the arrangement as per the provisions of Appendix C to Ind AS 17 - Leases and its classification is determined at the inception of arrangement. Accordingly, the arrangement is considered as operating lease.

2.02 INVESTMENT PROPERTIES (₹ in Lakh)

Particulars	As at 31 st March, 2017	As at 31 st March, 2016	As at 1 st April, 2015
Freehold land	1,669.00	1,669.00	1,669.00
Building	10,155.71	1,285.71	-
Capital work in progress	0.84	4,375.14	3,472.47
Total investment properties	11,825.55	7,329.85	5,141.47



GUJARAT MINERAL DEVELOPMENT CORPORATION LTD.

(₹ in Lakh)

Particulars	As at 31 st March, 2017	As at 31 st March, 2016
Freehold land		
Cost or deemed cost		
Balance at the beginning of the Year	1,669.00	1,669.00
Add: Addition during the Year	-	-
Closing net carrying value	1,669.00	1,669.00

(₹ in Lakh)

Particulars	As at 31 st March, 2017	As at 31 st March, 2016
Building		
Cost or deemed cost		
Balance at the beginning of the Year	1,302.96	-
Add: Addition during the Year	9,005.99	1,302.96
Closing gross carrying value	10,308.95	1,302.96
Accumulated depreciation		
Balance at the beginning of the Year	17.25	-
Add: Addition during the Year	135.99	17.25
Closing accumulated depreciation	153.24	17.25
Closing net carrying value	10,155.71	1,285.71

2.02.01 Amount recognised in statement of profit and loss for investment properties

(₹ in Lakh)

Particulars	2016-17	2015-16
Rental income*	-	-
Direct operating expenses from property that generated rental income	-	-
Direct operating expenses from property that did not generate rental income	-	-
Profit/(Loss) from investment properties before depreciation	-	-
Depreciation	(135.99)	(17.25)
Profit/(Loss) from investment properties	(135.99)	(17.25)

* The Company is under process of executing the agreement.

2.02.02 Contractual Commitments

Refer to Note 2.38 for disclosure of contractual commitments to purchase, construct or develop investment property.

2.02.03 Fair Value

(₹ in Lakh)

Particulars	As at 31 st March, 2017	As at 31 st March, 2016	As at 1 st April, 2015
Investment properties	11,977.95	2,971.96	1,669.00

Estimation of Fair Value

The Company obtains valuation for its investment properties from Technical Department (other than those under construction) at least annually. The best evidence of fair value is Jantri rate in case of land and management's technical valuation for building constructed. All resulting fair value estimates for investment properties are included in level 3. For properties under construction, management is of the view that the fair value can be determined reliably only on completion of the construction. Accordingly, the same shall be disclosed when the construction is completed.

2.03 OTHER INTANGIBLE ASSETS

(₹ in Lakh)

Particulars	As at 31 st March, 2017	As at 31 st March, 2016	As at 1 st April, 2015
Enterprise Resource Planning	112.81	131.32	149.83
Mining Rights	19,038.56	12,301.58	9,598.00
Total intangible assets	19,151.37	12,432.90	9,747.83

ANNUAL REPORT 2016-2017

(₹ in Lakh)		
Particulars	As at 31 st March, 2017	As at 31 st March, 2016
Enterprise Resource Planning		
Cost or deemed cost		
Balance at the beginning of the Year	149.83	149.83
Add: Addition during the Year	-	-
Closing gross carrying value	149.83	149.83
Accumulated amortisation		
Balance at the beginning of the Year	18.51	-
Add: Addition during the Year	18.51	18.51
Closing accumulated amortisation	37.02	18.51
Closing net carrying value	112.81	131.32

(₹ in Lakh)		
Particulars	As at 31 st March, 2017	As at 31 st March, 2016
Mining Rights		
Cost or deemed cost		
Balance at the beginning of the Year	13,151.12	9,598.00
Add: Addition during the Year	7,867.05	3,553.12
Closing gross carrying value	21,018.17	13,151.12
Accumulated amortisation		
Balance at the beginning of the Year	849.54	-
Add: Addition during the Year	1,579.77	849.54
Add: Adjustment during the Year	(449.70)	-
Closing accumulated amortisation	1,979.61	849.54
Closing net carrying value	19,038.56	12,301.58

2.03.01 Amortisation on mining rights represents depletion on wasting assets.

2.03.02 Intangible assets shown above are other than internally generated intangible assets having useful life of 10 years. It is amortized as per Straight Line Method over its useful life.

2.04 INVESTMENTS IN ASSOCIATE AND JOINT VENTURE

(₹ in Lakh)

Particulars	As at 31 st March, 2017	As at 31 st March, 2016	As at 1 st April, 2015
Non-Current			
Investments in unquoted equity shares of joint venture companies (measured at amortised cost)			
2,497 (31st March, 2016: 2,497; 1st April, 2015: 2,497) Fully Paid Up Equity Shares of ₹ 100 each of Naini Coal Co. Limited	10.57	9.47	8.33
25,000 (31st March, 2016: 25,000; 1st April, 2015: 25,000) Fully Paid Up Equity Shares of ₹ 10 each of Swarnim Gujarat Fluorspar Pvt. Ltd.	1.81	1.92	2.02
Investment in unquoted equity shares of associate companies (measured at amortised cost)			
19,76,50,000 (31st March, 2016: 19,76,50,000; 1st April, 2015: 17,26,50,000) Fully Paid Up Equity Shares of ₹ 10 each of Bhavnagar Energy Company Ltd.	19,499.79	19,499.79	17,108.56
1,90,840 (31st March, 2016: 1,90,840; 1st April, 2015: 190,840) Fully Paid Up Equity Shares of ₹ 10 each of Gujarat Jaypee Cement and Infra Ltd.	11.24	11.34	11.44
49,40,000 (31st March, 2016: 49,40,000, 1st April, 2015: 49,40,000) Fully Paid Up Equity Shares of ₹ 10 each of Gujarat Credo Mineral Industries Ltd.	735.01	766.61	590.53
25,89,800 (31st March, 2016: 12,98,700; 1st April 2015: 12,98,700) Fully Paid Up Equity Shares of ₹ 10 each of Aikya Chemicals Pvt. Ltd.	239.43	128.73	128.57
Total	20,497.85	20,417.86	17,849.45



GUJARAT MINERAL DEVELOPMENT CORPORATION LTD.

2.05 INVESTMENTS

(₹ in Lakh)

Particulars	As at 31 st March, 2017	As at 31 st March, 2016	As at 1 st April, 2015
Non-Current			
Investment in quoted equity shares of other companies measured at fair value through other comprehensive income (FVOCI)			
41,45,433 (31st March, 2016: 41,45,433, 1st April 2015: 41,45,433) Fully Paid Up Equity Shares of ₹ 10 each of Gujarat Alkalies & Chemicals Ltd.	16,905.08	6,839.96	6,605.75
50,00,000 (31st March, 2016: 50,00,000; 1st April, 2015: 50,00,000) Fully Paid Up Equity Shares of ₹ 2 each of Gujarat State Fertilisers & Chemicals Ltd.	6,550.00	3,230.00	4,162.50
9,35,600 (31st March, 2016: 9,35,600; 1st April, 2015: 9,35,600) Fully Paid Up Equity Shares of ₹ 10 each of Gujarat State Financial Corporation Ltd.	187.12	187.12	187.12
7,77,900 (31st March, 2016: 7,77,900; 1st April, 2015: 7,77,900) Fully Paid Up Equity Shares of ₹ 10 each of Vijaya Bank	534.81	243.87	361.72
Investment in unquoted equity shares of other companies measured at fair value through other comprehensive income (FVOCI)			
10,00,000 (31st March, 2016: 10,00,000; 1st April, 2015: 10,00,000) Fully Paid Up Equity Shares of ₹ 10 each of Gujarat Informatics Ltd.	797.71	797.71	763.69
3,900 (31st March, 2016: 3,900; 1st April, 2015: 3,900) Fully Paid Up Equity Shares of ₹ 100 each of Gujarat Industrial Technical Consultancy Organization Ltd.	53.98	40.40	28.93
74,25,000 (31st March, 2016: 74,25,000; 1st April, 2015: 74,25,000) Fully Paid Up Equity Shares of ₹ 10 each of Gujarat Guardian Ltd.	11,508.75	9,726.75	9,355.50
2,61,72,800 (31st March, 2016: 2,61,72,800; 1st April, 2015: 2,61,72,800) Fully Paid Up Equity Shares of ₹ 1 each of Gujarat State Petroleum Corporation Ltd.	8,870.05	15,761.32	21,199.97
Less: Provision for Impairment (for investments in equity shares of Gujarat State Financial Corporation Limited)	(187.12)	(187.12)	(187.12)
Total Non-Current Investments	45,220.38	36,640.01	42,478.06
Aggregate amount of quoted investments	23,989.88	10,313.84	11,129.97
Aggregate market value of quoted investments	23,989.88	10,313.84	11,129.97
Aggregate amount of unquoted investments	21,230.49	26,326.18	31,348.09

ANNUAL REPORT 2016-2017

2.05.01 Investments measured at fair value through Other Comprehensive Income (FVOCI) reflect investments in unquoted and quoted equity securities. Refer Note 2.45 for determination of their fair values.

2.05.02 As per the Memorandum of Understanding (MOU) dated 30th March, 1995 entered into with the Gujarat Industrial Investment Corporation Ltd (GIIC), the said company had to repurchase 16 Lakh number of shares of Gujarat Alkalies & Chemicals Limited (GACL) purchased by GMDC from GIIC by 30th March, 1998 at an agreed price consisting of cost plus interest @ 14% per annum and service charge @ 0.25% per annum less dividend, bonus and rights, etc. received thereon. GIIC has proposed to enter into a Supplementary MOU by virtue of which GIIC will not be required to buy back the above shares and GMDC shall hold these shares as investment. The Board of Directors of GMDC and GIIC has agreed to enter into Supplementary MOU for which proposal has been sent to the Govt. of Gujarat for its approval. The balance 25.45 Lakh number of shares of GACL as shown in above note have been purchased by the Company from the open market.

2.06 NON-CURRENT LOANS* (₹ in Lakh)

Particulars	As at 31 st March, 2017	As at 31 st March, 2016	As at 1 st April, 2015
Loans and advances to employees			
Unsecured, considered good	444.36	559.90	72.37
Other loans and advances to related parties			
Doubtful	2,035.62	2,035.62	2,035.62
Less: Provision for impairment	(2,035.62)	(2,035.62)	(2,035.62)
Total Non-Current Loans	444.36	559.90	72.37

* Refer note 2.45 for classification

2.06.01 Naini Coal Company Ltd. is a 50:50 joint venture of GMDC and Pondicherry Industrial Promotion Development Investment Corp Ltd. (PIPDIC). Naini Coal Company Ltd had given bank guarantee of ₹ 65 Crores to Coal Ministry, Govt of India for allocation of Naini Coal block in the State of Orissa. The said bank guarantee was secured by Corporate Guarantee of GMDC for an amount of ₹ 3250 Lakh and another ₹ 3250 Lakh was secured by bank guarantee of UCO Bank, arranged by PIPDIC. Ministry of Coal, Govt of India has invoked 50% of Bank Guarantee i.e. ₹ 3250 Lakh given by the Naini Coal Company Ltd. vide their letter dated 27/12/2012 due to non-compliance of some terms and conditions of Naini Coal block allocation. GMDC had discharged its liability towards invoked bank guarantee and has accounted for the same as advance to Naini Coal Company Ltd. GMDC has already filed special civil application before the Gujarat High court against arbitrary cancellation of coal block as well as invocation of bank guarantee. The said petition is still pending before the Gujarat High Court.

2.07 OTHER NON-CURRENT FINANCIAL ASSETS* (₹ in Lakh)

Particulars	As at 31 st March, 2017	As at 31 st March, 2016	As at 1 st April, 2015
Unsecured, considered good			
Security deposits	356.87	350.27	318.16
Deposits with Corporate Bodies	5,879.74	2,806.14	34,012.85
Balance with banks in Escrow Accounts	22,311.34	10,996.05	973.41
Fixed deposit with original maturity more than 12 months	-	112.67	561.50
Others	97.91	157.90	-
Doubtful :			
Deposits with Corporate Bodies	4,212.41	4,212.41	4,212.41
Less: Provision for impairment	(4,212.41)	(4,212.41)	(4,212.41)
Total Non-Current Other Financial Assets	28,645.86	14,423.03	35,865.92

* Refer note 2.45 for classification



GUJARAT MINERAL DEVELOPMENT CORPORATION LTD.

2.07.01 Company has given Operation & Maintenance Contract to KEPCO for the Thermal Power Project from February-2013 to February-2028. As per terms and conditions of the contract, the inventory of stores, spares and parts lying at the plant in the ownership of Company has been given on loan to KEPCO for utilization in Operation & Maintenance activities and those inventories would be given back by KEPCO to Company at the end of contract.

2.07.02 As per the guidelines of Coal Controller, Ministry of Coal, the Company has so far deposited in Escrow account a sum (including interest accrued thereon) of ₹ 22,311.34 Lakh (31st March, 2016: ₹ 10,996.05 Lakh, 1st April, 2015: ₹ 945.78 Lakh) for following Mines. (₹ in Lakh)

Project Name	2016-17	2015-16
Umarsar	4,288.73	1,137.59
Rajparadi	1,845.95	948.78
Tadkeshwar	4,046.76	2,476.30
Mata No Madh	6,633.18	6,433.38
Bhavnagar	5,496.72	-

2.08 OTHER NON-CURRENT NON-FINANCIAL ASSETS (₹ in Lakh)

Particulars	As at 31 st March, 2017	As at 31 st March, 2016	As at 1 st April, 2015
Capital advances	2,272.62	6,058.76	3,523.89
Balances with Government Authorities	21,451.30	4,787.68	1,476.81
Advance income tax and TDS (net of provision)	34,843.78	35,551.38	33,813.20
Prepaid expenses	1,258.33	1,248.06	1,324.34
Advances to suppliers/contractors	2,901.85	4,568.37	2,896.23
Others	1,000.00	1,000.00	1,000.00
Total Non-Current Non-Financial Assets	63,727.88	53,214.25	44,034.47

2.08.01 As per the Mine Closure guidelines the amount is required to be deposited in Escrow Account with a scheduled bank. While the Company has opened the Escrow accounts for five mines and for remaining one mine, the Company is having sufficient funds in the form of inter-corporate deposits (ICDs) to meet such obligation.

2.09 INVENTORIES (₹ in Lakh)

Particulars	As at 31 st March, 2017	As at 31 st March, 2016	As at 1 st April, 2015
Current			
Mined ore	4,744.04	3,110.78	3,496.18
Finished goods	0.45	0.45	0.45
Stores, spares & fuel	2,771.00	1,872.02	2,341.50
	7,515.49	4,983.25	5,838.13
Less: Provision for obsolete stock	(640.25)	(640.78)	(640.78)
	6,875.24	4,342.47	5,197.35
Loose tools	8.92	10.21	10.21
Total Inventories	6,884.16	4,352.68	5,207.56

2.10 TRADE RECEIVABLES* (₹ in Lakh)

Particulars	As at 31 st March, 2017	As at 31 st March, 2016	As at 1 st April, 2015
Current			
Debts outstanding			
Unsecured, considered good	12,654.86	9,744.42	8,112.76
Doubtful	104.14	104.14	104.14
	12,759.00	9,848.56	8,216.90
Less: Provision for impairment	(104.14)	(104.14)	(104.14)
Total Trade Receivables	12,654.86	9,744.42	8,112.76

* Refer note 2.45 for classification

ANNUAL REPORT 2016-2017

2.10.01 Considering the affirmations for compliance of code of conduct of GMDC Ltd. given by the directors and other officers of the Company, neither trade receivables are due from directors or other officers of the Company either severally or jointly with any other person nor any trade receivables are due from firms or private companies respectively in which any director is a partner, a director or member.

2.11 CASH AND OTHER BANK BALANCES*

(₹ in Lakh)

Particulars	As at 31 st March, 2017	As at 31 st March, 2016	As at 1 st April, 2015
Cash and Cash Equivalents			
Balances with banks			
In current accounts	1,883.95	3,073.29	676.93
Fixed deposit with original maturity of less than 3 months	3,085.47	3,148.00	3,253.15
Cash & stamp on hand	0.14	1.77	1.32
Total Cash and Cash Equivalents	4,969.56	6,223.06	3,931.40
Other Bank Balances			
Earmarked balances with banks :			
Unpaid dividend account	109.47	112.64	117.30
Fixed Deposit :			
Margin money deposit	36.40	44.09	81.25
Doubtful deposits	374.00	374.00	374.00
	519.87	530.73	572.55
Less: Provision for impairment	(374.00)	(374.00)	(374.00)
Total Bank Balance other than Cash and Cash Equivalents	145.87	156.73	198.55

* Refer note 2.45 for classification

2.11.01 Cash and Cash Equivalents include restricted cash and bank balances of ₹ 350.37 Lakh (31st March 2016: ₹ 221.73 Lakh, 1st April, 2015: ₹ 290.88 Lakh). The restrictions are primarily on account of cash and bank balances held as margin money, fixed deposits and unclaimed dividends.

2.11.02 Pending clearance of the title of the land, sale deed in respect of the land of the cement plant at Hadad sold earlier, was not executed and an amount of ₹ 24.92 Lakh (31 March, 2016: ₹ 24.92 Lakh, 1 April, 2015: ₹ 24.92 Lakh) was recoverable from the buyer on execution of sale deed. The said amount has been deposited by the party before the Danta Court and in turn the Court has directed to the Company to deposit the said amount with a nationalized bank in the form of FDR with a lien marked in favour of Danta Court. Accordingly the Company has placed the same with Union Bank of India, Vastrapur Branch, Ahmedabad.

2.11.03 During the year, the Company had specified bank notes or other denomination notes as defined in the MCA notification G.S.R. 308(E) dated March 30, 2017 on the details of Specified Bank Notes (SBN) held and transacted during the period from November 8, 2016 to December, 30 2016, the denomination wise SBNs and other notes as per the notification is given below:

(₹ in Lakh)

Particulars	SBNs*	Other denomination notes	Total
Closing cash in hand as on November 8,2016	2.65	2.44	5.09
(+) Permitted receipts	-	24.29	24.29
(-) Permitted payments	-	(21.70)	(21.70)
(-) Amount deposited in banks	(2.65)	-	(2.65)
Closing cash in hand as on December 30,2016	-	5.03	5.03

* For the purposes of this clause, the term 'Specified Bank Notes' shall have the same meaning provided in the notification of the Government of India, in the Ministry of Finance, Department of Economic Affairs number S.O. 3407(E), dated the 8th November, 2016.



GUJARAT MINERAL DEVELOPMENT CORPORATION LTD.

2.12 CURRENT LOANS*	(₹ in Lakh)		
Particulars	As at 31 st March, 2017	As at 31 st March, 2016	As at 1 st April, 2015
Housing building advance to employees			
Unsecured, considered good	996.23	1,097.74	1,136.54
Other loans and advances to employees			
Unsecured, considered good	345.37	244.49	193.53
Other loans and advances to related parties			
Unsecured, considered good	5.59	-	83.96
Doubtful	3.00	4.31	3.00
Less: Provision for impairment	(3.00)	(4.31)	(3.00)
Total Current Loans	1,347.19	1,342.23	1,414.03

* Refer note 2.45 for classification

2.13 OTHER CURRENT FINANCIAL ASSETS*	(₹ in Lakh)		
Particulars	As at 31 st March, 2017	As at 31 st March, 2016	As at 1 st April, 2015
Unsecured, considered good			
Deposits with Corporate Bodies	1,05,540.06	1,27,369.23	1,06,509.66
Others	1,062.56	773.54	843.57
Total Current Other Financial Assets	1,06,602.62	1,28,142.77	1,07,353.22

* Refer note 2.45 for classification

2.14 OTHER CURRENT NON-FINANCIAL ASSETS	(₹ in Lakh)		
Particulars	As at 31 st March, 2017	As at 31 st March, 2016	As at 1 st April, 2015
Balances with Government Authorities	6,720.53	6,742.13	3,718.80
Prepaid expenses	278.10	317.87	287.26
Advances to employees / suppliers / contractors	4,397.34	5,549.06	2,934.83
Total Current Non-Financial Assets	11,395.97	12,609.06	6,940.89

2.15 ASSETS CLASSIFIED AS HELD FOR SALE	(₹ in Lakh)		
Particulars	As at 31 st March, 2017	As at 31 st March, 2016	As at 1 st April, 2015
Plant & equipments	15.44	18.80	4.05
Furniture & fixtures	0.21	0.15	0.15
Vehicles	0.46	3.99	2.80
Office equipments	0.29	0.11	0.11
Total	16.40	23.05	7.11

2.15.01 Assets classified as held for sale during the reporting period were measured at the carrying value on the date of such classification which approximates fair value less cost to sell. Consequently, no impairment loss was identified on these assets. There has been no material change in the value of such assets after the date of initial classification as assets classified as held for sale.

2.16 EQUITY SHARE CAPITAL	(₹ in Lakh)		
Particulars	As at 31 st March, 2017	As at 31 st March, 2016	As at 1 st April, 2015
AUTHORISED SHARE CAPITAL			
74,50,00,000 Equity Shares (31st March 2016: 74,50,00,000, 1st April 2015: 74,50,00,000) of ₹ 2/- each	14,900.00	14,900.00	14,900.00
1,00,00,000 Preference Shares (31st March 2016: 1,00,00,000, 1st April 2015: 1,00,00,000) of ₹ 100/- each	100.00	100.00	100.00
Total	15,000.00	15,000.00	15,000.00
Issued, Subscribed & Paid-up Capital			
31,80,00,000 Equity Shares (31st March 2016: 31,80,00,000, 1st April 2015: 31,80,00,000) of ₹ 2/- each fully paid up	6,360.00	6,360.00	6,360.00
Total	6,360.00	6,360.00	6,360.00

ANNUAL REPORT 2016-2017

2.16.01 The reconciliation of the number of shares outstanding is set out below:

Particulars	As at 31 st March, 2017	As at 31 st March, 2016
Number of shares outstanding at the beginning of year	31,80,00,000	31,80,00,000
Add: Shares issued during the year	-	-
Less : Share bought back	-	-
Number of shares outstanding at the end of year	31,80,00,000	31,80,00,000

2.16.02 Rights, preferences and restrictions attached to Equity Shares

The Company has only one class of equity shares having a face value of ₹ 2 per share. Each holder of equity share is entitled to one vote per share. The Company declares and pays dividend in Indian Rupees. The dividend proposed by the Board of Directors is subject to the approval of shareholders in the ensuing Annual General Meeting.

During the year ended 31st March, 2017, the amount of dividend per share recognised as distributions to equity shareholders is ₹ 3 per share (31st March 2016: ₹ 3 per share).

In the events of liquidation of the Company, the holders of equity shares will be entitled to remaining assets of the Company. The distribution will be in proportion to the number of equity shares held by the shareholders.

2.16.03 Details of shareholder(s) holding more than 5% equity shares in the Company

Particulars	As at 31 st March, 2017	As at 31 st March, 2016	As at 1 st April, 2015
Number of Equity Shares			
Government of Gujarat	23,53,20,000	23,53,20,000	23,53,20,000
% Holding in Equity Shares			
Government of Gujarat	74.00%	74.00%	74.00%

2.17 OTHER EQUITY

(₹ in Lakh)

Particulars	As at 31 st March, 2017	As at 31 st March, 2016	As at 1 st April, 2015
General Reserve	2,73,741.72	2,73,741.72	2,73,741.72
Retained Earnings	89,316.97	68,068.56	57,371.32
Reserves representing unrealized gains/losses	31,330.35	21,459.54	25,987.09
Total Other Equity	3,94,389.04	3,63,269.82	3,57,100.13

(₹ in Lakh)

Particulars	As at 31 st March, 2017	As at 31 st March, 2016
General Reserve		
Opening balance	2,73,741.72	2,73,741.72
Less: Amount transferred to retained earnings	-	-
Closing balance	2,73,741.72	2,73,741.72

(₹ in Lakh)

Particulars	As at 31 st March, 2017	As at 31 st March, 2016
Retained Earnings		
Opening balance	68,068.56	57,371.32
Add:		
Profit during the period	32,409.13	21,904.61
Remeasurement of post employment benefit obligation, net of tax	321.40	274.75
Less:		
Proposed equity dividend	(9,540.00)	(9,540.00)
Tax on dividend	(1,942.12)	(1,942.12)
Closing balance	89,316.97	68,068.56



GUJARAT MINERAL DEVELOPMENT CORPORATION LTD.

2.17.01 The amount that can be distributed by the Company as dividends to its equity shareholders is determined considering the requirements of the Companies Act, 2013. Thus, the amounts reported above are not distributable in entirety.

(₹ in Lakh)

Particulars	As at	As at
	31 st March, 2017	31 st March, 2016
Reserves representing unrealized gains/losses		
FVOCI - Equity Investments		
Opening balance	21,459.54	25,987.09
Increase/(decrease) fair value of FVOCI equity instruments	8,580.36	(5,838.05)
Income tax on net fair value gain or loss	1,290.45	1,310.50
Closing balance	31,330.35	21,459.54

2.17.02 The Company has elected to recognise changes in the fair value of certain investments in equity securities in other comprehensive income. These changes are accumulated within reserves representing unrealised gain/losses.

2.18 OTHER NON-CURRENT FINANCIAL LIABILITIES*

(₹ in Lakh)

Particulars	As at	As at	As at
	31 st March, 2017	31 st March, 2016	1 st April, 2015
Security and other deposits liability (Refer 2.18.01)	1,914.30	2,866.76	2,909.49
Earnest money deposits	-	2.22	2.95
Total Non-Current Other Financial Liabilities	1,914.30	2,868.98	2,912.44

* Refer note 2.45 for classification

2.18.01 For majority of the security deposits received, the timing of outflow is uncertain as it depends on outcome of the underlying contracts. Thus the same has not been discounted because their present value would not represent meaningful information. The management does not believe it is possible to make assumptions for the outcome of the contract beyond the balance sheet date.

2.19 NON-CURRENT PROVISIONS

(₹ in Lakh)

Particulars	As at	As at	As at
	31 st March, 2017	31 st March, 2016	1 st April, 2015
Provision for mine closure	34,868.39	30,370.35	21,018.46
Provision for decommissioning obligations	1,870.32	1,402.18	1,267.48
Total Non-Current Provisions	36,738.71	31,772.53	22,285.94

2.19.01 Movements in Provisions (including current/non-current)

(₹ in Lakh)

Particulars	Provision for	Provision for	Total
	mine closure	decommissioning obligations	
As at At 1st April 2016	30,370.35	1,402.18	31,772.53
Add: Provided on installation of new plants during year	-	342.27	342.27
Add: Unwinding of discounts	-	125.88	125.88
Add: Provision created during the year	6,505.52	-	6,505.52
Less: Provision written back during the year	(1,792.97)	-	(1,792.97)
Less: Expenses incurred on progressive mine closure	(214.51)	-	(214.51)
As at At 31st March 2017	34,868.39	1,870.33	36,738.71

2.19.02 Provision for Decommissioning Obligations

Refer accounting policies and note 2.48 for transition to Ind AS.

2.19.03 As per the guidelines for preparation of Mines Closure Plan issued by the Ministry of Coal, Government of India the Company has made a provision for mines closure expenses to the tune of ₹ 37,824.04 Lakh (31st March, 2016: ₹ 33,111.49 Lakh; 1st April, 2015: ₹ 23,535.97 Lakh) and has incurred progressive mine closure expenses of ₹ 2,955.65 Lakh (31st March, 2016: 2,741.14 Lakh; 1st April, 2015: ₹ 2,517.52 Lakh) so far. As per the guidelines the amount so provided is required to be deposited in Escrow Account with a scheduled bank. While the Company has opened the Escrow accounts for five mines and for remaining one mine, the Company is having sufficient funds in the form of inter-corporate deposits (ICDs) to meet such obligation.

ANNUAL REPORT 2016-2017

2.20 NON-CURRENT NET EMPLOYEE BENEFIT LIABILITIES (₹ in Lakh)

Particulars	As at 31 st March, 2017	As at 31 st March, 2016	As at 1 st April, 2015
Provision for gratuity	142.02	29.70	-
Provision for leave salary	3,270.40	3,214.11	2,968.21
Total Non-Current Net Employee Benefit Liabilities	3,412.42	3,243.81	2,968.21

2.21 DEFERRED TAX LIABILITIES (NET) (₹ in Lakh)

Deferred tax relates to the following:

Particulars	As at 31 st March, 2017	As at 31 st March, 2016	As at 1 st April, 2015
Deferred Tax Liabilities			
Due to depreciation	35,826.28	28,854.32	29,949.90
Financial assets measured at FVOCI	1,908.29	3,198.74	4,509.24
Total Deferred Tax Liabilities (A)	37,734.57	32,053.06	34,459.14
Deferred Tax Assets			
Due to disallowance u/s 43B of Income Tax Act	(13,752.38)	(12,175.01)	(8,724.36)
Decommissioning obligations (Net)	(247.09)	(186.60)	(137.75)
Straightlining of operation and maintenance expenses	(999.80)	(967.26)	(884.06)
Due to other timing differences	(418.73)	(431.83)	(437.95)
Total Deferred Tax Assets (B)	(15,418.00)	(13,760.70)	(10,184.12)
Net Deferred Tax Liabilities (A-B)	22,316.57	18,292.36	24,275.02

2.21.01 Movements in Deferred Tax Liabilities (net) (₹ in Lakh)

Particulars	On account of depreciation	Financial assets measured at FVOCI	Due to disallowance u/s 43B of Income Tax Act	Decommissioning obligations (Net)	Straightlining of operation and maintenance expenses	Due to other timing differences	Total
As at At 1st April 2015	29,949.90	4,509.24	(8,724.36)	(137.75)	(884.06)	(437.95)	24,275.01
Charged/(credited)							
- to profit or loss	(1,095.57)	-	(3,305.25)	(48.85)	(83.19)	6.12	(4,526.74)
- to other comprehensive income	-	(1,310.50)	(145.41)	-	-	-	(1,455.90)
As at At 31st March 2016	28,854.33	3,198.74	(12,175.02)	(186.60)	(967.25)	(431.83)	18,292.37
Charged/(credited)							
- to profit or loss	6,971.96	-	(1,407.27)	(60.49)	(32.54)	13.10	5,484.76
- to other comprehensive income	-	(1,290.45)	(170.10)	-	-	-	(1,460.55)
As at At 31st March 2017	35,826.29	1,908.29	(13,752.39)	(247.09)	(999.79)	(418.73)	22,316.58

2.21.02 Reconciliation of tax expenses and the accounting profit multiplied by India's tax rate: (₹ in Lakh)

Particulars	2016-17	2015-16
Accounting Profit before income tax expenses	44,633.32	31,202.51
Tax at the Indian tax rate of 34.608% (2015-16 - 34.608%)	15,446.70	10,798.57
Tax effect of amounts which are not deductible (taxable) in calculating taxable income:		
Effect of income that is exempt from taxation	(206.67)	(197.73)
Effect of expenses that are not deductible in determining the taxable profit	321.62	654.37
Effect of concessions (u/s 80IA)	(3,421.57)	(2,630.53)
Effect on deferred tax balances due to change in income tax rate from 33.990% to 34.608%	-	378.76
Adjustments for the current tax of prior periods	35.00	362.88
Income Tax Expenses at the effective income tax rate of 27.278% (2015-16: 30.568%)	12,175.08	9,366.32



GUJARAT MINERAL DEVELOPMENT CORPORATION LTD.

2.21.03 Items of Other Comprehensive Income (OCI) (₹ in Lakh)

Particulars	2016-17	2015-16
Deferred tax related to items recognised in OCI during the year:		
Unrealised (gain)/loss on FVOCI equity securities	1,290.45	1,310.50
Net loss/(gain) on remeasurements of defined benefit plans	(170.10)	(145.41)
Income tax charged to OCI	1,120.35	1,165.09

2.22 OTHER NON-CURRENT NON-FINANCIAL LIABILITIES (₹ in Lakh)

Particulars	As at 31 st March, 2017	As at 31 st March, 2016	As at 1 st April, 2015
Others	2,500.82	2,584.51	2,431.68
Total Non-Current Non-Financial Liabilities	2,500.82	2,584.51	2,431.68

2.23 TRADE PAYABLES* (₹ in Lakh)

Particulars	As at 31 st March, 2017	As at 31 st March, 2016	As at 1 st April, 2015
Current			
Total outstanding dues of micro enterprises and small enterprises	-	-	-
Total outstanding dues of creditors other than micro enterprises and small enterprises	9,746.73	6,845.82	5,195.47
Total Trade Payables	9,746.73	6,845.82	5,195.47

* Refer note 2.45 for classification

2.24 OTHER CURRENT FINANCIAL LIABILITIES* (₹ in Lakh)

Particulars	As at 31 st March, 2017	As at 31 st March, 2016	As at 1 st April, 2015
Other payables (including for capital goods and services)	1,145.92	2,672.80	1,498.17
Earnest money deposits	273.95	406.73	270.76
Security and other deposits liability	1,894.83	1,728.66	1,043.98
Other financial liabilities	23,770.68	6,117.37	4,227.25
Total Other Current Financial Liabilities	27,085.38	10,925.56	7,040.16

* Refer note 2.45 for classification

2.24.01 Vide Government Resolution dated 19/11/2009, GMDC has been given permission to lift Manganese Ore from dumps of Shivrajpur areas and dispose the same for which GMDC will be entitled to retain 20% of the sale price. GMDC has to keep remaining 80% of the sale price of Manganese Ore dump in a separate account of Gujarat Mineral Research & Development Society (GMRDS) for mineral survey and exploration. Accordingly, ₹ 164.77 Lakh (31st March, 2016: ₹ 166.95 Lakh; 1st April, 2015: ₹ 79.47 Lakh) (i.e. 80% of the basic sale price) has been transferred to GMRDS and included under the head "Other Financial Liabilities".

2.24.02 NALCO has made upfront payment of ₹ 15,100 Lakh for setting up Allumina refinery and smelter plant in Kutchh region. Accordingly based on facts and circumstances on the transition date the same was disclosed as non-current non-financial liability. However, subsequently based on detailed project report, both the companies mutually decided not to proceed with the project. The Company has initiated the process for repayment of the amount to NALCO without interest subject to approval of Government of Gujarat. Accordingly the amount has been classified as a other current financial liability.

2.25 CURRENT NET EMPLOYEE BENEFIT LIABILITIES (₹ in Lakh)

Particulars	As at 31 st March, 2017	As at 31 st March, 2016	As at 1 st April, 2015
Current			
Provision for provident fund	153.28	179.93	126.14
Provision for leave salary	717.53	495.53	424.08
Total Current Net Employee Benefit Liabilities	870.81	675.46	550.22

ANNUAL REPORT 2016-2017

2.25.01 DISCLOSURES FOR GRATUITY & LEAVE SALARY PROVISIONS AS PER INDIAN ACCOUNTING STANDARD- 19 Defined Contribution Plan (₹ in Lakh)

Particulars	2016-17	2015-16
Contribution to PF & other funds	899.08	893.95

Defined Benefit Plan

a) The following table sets out the status of the gratuity plan as required under Ind AS 19 and the reconciliation of opening balances of the present value of the defined benefit obligation.

(i) Changes in Present Value of Obligations (₹ in Lakh)

Particulars	As at 31-Mar-17	As at 31-Mar-16	As at 1-Apr-15
Present Value of Obligation as at the beginning of the year	9,389.85	9,097.67	9,087.32
Current Service Cost	602.18	565.61	420.98
Interest Cost	737.10	723.26	820.59
Actuarial (gain) / Loss on obligations	(470.22)	(393.84)	(398.03)
Benefits paid	(510.81)	(602.85)	(833.19)
Past Service cost	-	-	-
Present Value of Obligation as at the end of the year	9,748.10	9,389.85	9,097.67

(ii) Changes in the Fair Value of Plan Assets (₹ in Lakh)

Particulars	As at 31-Mar-17	As at 31-Mar-16	As at 1-Apr-15
Fair Value of Plan Assets at the beginning of the year	9,360.15	9,204.52	8,750.35
Expected Return on Plan Assets	734.77	731.76	761.28
Actuarial Gain / (loss) on Plan Assets	21.29	26.32	26.08
Contributions	0.68	0.41	500.00
Benefits Paid	(510.81)	(602.85)	(833.19)
Fair Value of Plan Assets at the end of the year	9,606.08	9,360.16	9,204.52

(iii) The amount recognized in Balance Sheet (₹ in Lakh)

Particulars	As at 31-Mar-17	As at 31-Mar-16	As at 1-Apr-15
Fair Value of Plan Assets as at the end of the year	9,606.08	9,360.16	9,204.52
Present Value of Obligations as at the end of the year	(9,748.10)	(9,389.85)	(9,097.67)
Net Asset / (Liability) recognized in Balance Sheet	(142.02)	(29.69)	106.85

(iv) Amount recognized in the Statement of Profit & Loss as employee benefit expenses (₹ in Lakh)

Particulars	2016-17	2015-16
Current Service Cost	602.18	565.61
Interest Cost	2.33	(8.49)
Expected Return on Plan Assets	-	-
Past Service Cost	-	-
Expenses/(Income) Recognized as part of employee benefit expenses	604.51	557.12

(v) Amount recognized in the other comprehensive income (₹ in Lakh)

Particulars	2016-17	2015-16
Net actuarial (gain) / loss recognized in the year	(491.50)	(420.15)
Expenses/(Income) Recognized in other comprehensive income	(491.50)	(420.15)

(vi) Investment details

Particulars	% Invested		
	As at 31-Mar-17	As at 31-Mar-16	As at 1-Apr-15
Funds with L.I.C. (% Invested)	100.00%	100.00%	100.00%



GUJARAT MINERAL DEVELOPMENT CORPORATION LTD.

(vii) Assumption details

Particulars	As at 31-Mar-17	As at 31-Mar-16	As at 1-Apr-15
Mortality Table (LIC)	2006-08(Ultimate)	2006-08(Ultimate)	2006-08(Ultimate)
Discount Rate (Current)	6.82%	7.85%	7.95%
Rate of increase in Compensation Levels	6.00%	6.00%	6.00%
Rate of Return on Plan Assets	6.82%	7.85%	8.70%

The estimates of rate of escalation in salary considered in actuarial valuation by taking into account inflation, seniority, promotion and other relevant factors including attrition rate. The above information is certified by the actuary.

b) The Company has considered certain entitlements to earned leave, which can be carried forward to future periods as a long term employee benefit.

Sensitivity Analysis

Reasonably possible changes at the reporting date to one of the relevant actuarial assumptions, holding other assumptions constant, would have affected the defined benefit obligation by the amounts shown below. :

(₹ in Lakh)

Particulars	Gratuity	
	2016-17	2015-16
Projected Benefit Obligation on Current Assumptions	9,748.10	9,389.85
Delta Effect of +1% Change in Rate of Discounting	(487.27)	(477.30)
Delta Effect of -1% Change in Rate of Discounting	540.62	528.09
Delta Effect of +1% Change in Rate of Salary Increase	302.56	306.52
Delta Effect of -1% Change in Rate of Salary Increase	(279.51)	(294.47)
Delta Effect of +1% Change in Rate of Employee Turnover	99.45	123.30
Delta Effect of -1% Change in Rate of Employee Turnover	(103.51)	(131.46)

2.26 OTHER CURRENT NON-FINANCIAL LIABILITIES

(₹ in Lakh)

Particulars	As at	As at	As at
	31 st March, 2017	31 st March, 2016	1 st April, 2015
Income received in advance	-	15,100.00	15,100.00
Advance from customers	554.20	2,396.25	1,099.56
Statutory taxes payable	3,368.09	2,441.31	2,388.27
Others	2,874.03	3,439.82	3,624.79
Total Current Non-Financial Liabilities	6,796.32	23,377.39	22,212.62

2.26.01 The Government of Gujarat (GOG) has provided funds amounting to ₹ 7,399.16 Lakh (31st March, 2016: ₹ 6,640.31 Lakh; 1st April, 2015: ₹ 6,729.01 Lakh) which are in the nature of deposits for construction and other expenses for Stone Parks, Laboratory and Trade Fair on behalf of Commissioner of Geology & Mining (CGM) GOG. Out of the said deposits, the Company has incurred ₹5,710.12 Lakh (31st March, 2016: ₹5,262.66 Lakh; 1st April, 2015: ₹4,102.48 Lakh) till 31st March, 2017. These funds have been shown as Other Liabilities. Net balance of unutilised funds amounting to ₹1,689.04 Lakh (31st March, 2016: ₹1,377.66 Lakh; 1st April, 2015: ₹2,626.53 Lakh) is shown under the head "Other Non-Financial Liabilities". Details of funds received and utilized for various activities are as under:

(₹ in Lakh)

Nature of activities	Funds Received	Funds Utilized	Unutilized funds
	up to 31st March, 2017	up to 31st March, 2017	as on 31st March, 2017
Construction and other expenses of Stone Park	5,015.62	3,325.13	1,690.49
Construction and other expenses of Laboratory	2,322.40	2,309.85	12.55
Activities related to Trade Fair	61.14	75.14	(14.00)
Total	7,399.16	5,710.12	1,689.04
Previous Year	6,640.31	5,262.66	1,377.66

ANNUAL REPORT 2016-2017

2.27 REVENUE FROM OPERATIONS

(₹ in Lakh)

Particulars	2016-17	2015-16
Sale of Products		
- Sale from Lignite Projects	1,10,387.27	82,456.55
- Sale from Bauxite Projects	2,191.43	1,470.22
- Sale from Thermal Power Project	17,699.81	12,726.50
- Sale from Renewable Energy Projects	15,833.05	12,919.23
- Sale from Other Projects	66.20	61.35
Less: Cash discount/incentives	938.50	1,077.73
Sale of products (net)	1,45,239.26	1,08,556.12
Other operating income		
Rental income from Thermal power plant	12,996.40	12,977.17
Total Revenue from Operations	1,58,235.66	1,21,533.28

2.27.01 The Company has entered into power purchase agreement with state owned entity for sale of power generated from thermal power plant located at Akrimota for original lease tenure of 30 years. The arrangement has been determined to be an operating lease as per Ind AS 17. Details of lease rental estimated to be received over the remaining contract tenure are provided below. The same have been quantified assuming plant load factor of 2016-17 remaining constant over the remaining tenure.

(₹ in Lakh)

Particulars	As at 31 st March, 2017	As at 31 st March, 2016	As at 1 st April, 2015
Minimum lease rentals receivable under original operating lease are as follows:			
Within one year	12,996.40	12,977.17	12,977.17
Later than one year but not later than five years	51,985.60	51,908.66	51,908.66
Later than five years	1,68,953.21	1,81,680.32	1,94,657.48

2.28 FINANCE INCOME

(₹ in Lakh)

Particulars	2016-17	2015-16
Interest Income		
- FDRs with Banks & ICDs	10,326.49	12,642.03
- Others	2,389.49	626.03
Total Finance Income	12,715.98	13,268.06

2.29 OTHER INCOME

(₹ in Lakh)

Particulars	2016-17	2015-16
Income from Investments		
- Dividend Income	630.67	605.21
Net gain on Sale of Fixed Assets	61.74	75.22
Sale of Scrap material	84.52	235.29
Excess Provision of Earlier Years Written Back	2,947.71	410.95
Liquidated Damages/ Penalty	1,270.42	126.42
Other Misc. Income	436.33	778.14
Total Other Income	5,431.39	2,231.23



GUJARAT MINERAL DEVELOPMENT CORPORATION LTD.

2.29.01 As per the guidelines issued by the Ministry of Coal, the Company has recalculated the Mine Closure Provisions with reference to Wholesale Price Index as per the approved mine closure plan. Due to this, the Company has written back the excess mine closure provisions of ₹ 1,792.97 Lakh for Bhavnagar Project (P.Y.: ₹ 381.86 Lakh for Rajpardari Project) during the year.

2.30 CHANGES IN INVENTORIES OF FINISHED GOODS & MINED ORE (₹ in Lakh)

Particulars	2016-17	2015-16
Inventories at the end of the year:		
Finished Goods	0.45	0.45
Mined Ore	4,744.04	3,110.78
Stock of Fuel	1,274.46	157.97
	6,018.95	3,269.20
Less :Inventories at the beginning of the year:		
Finished Goods	0.45	0.45
Mined Ore	3,110.78	3,496.18
Stock of Fuel	157.97	157.19
	3,269.20	3,653.82
Increase / (Decrease) in Inventories	2,749.75	(384.62)

2.31 EMPLOYEE BENEFIT EXPENSES (₹ in Lakh)

Particulars	2016-17	2015-16
Salaries, Wages & Bonus	7,452.39	7,511.59
Contribution to Provident fund & other funds	1,503.59	1,451.06
Staff Welfare Expenses	719.09	643.24
Terminal Benefits	737.40	973.94
Total Employee Benefit Expenses	10,412.46	10,579.84

2.32 FINANCE COSTS (₹ in Lakh)

Particulars	2016-17	2015-16
Unwinding of discount on Provisions	125.87	101.40
Other Borrowing Costs		
- Interest on delayed / deferred payment of income tax	1.98	0.35
- Other Charges	5.13	4.15
Total Finance Costs	132.97	105.89

2.33 DEPRECIATION AND AMORTISATION EXPENSES (₹ in Lakh)

Particulars	2016-17	2015-16
Depreciation of property, plant and equipment	13,391.48	12,186.55
Depreciation on investment properties	135.99	17.25
Amortisation of intangible assets	1,598.28	868.05
Total Depreciation and Amortisation Expenses	15,125.75	13,071.85

ANNUAL REPORT 2016-2017

2.34 OTHER EXPENSES

(₹ in Lakh)

Particulars	2016-17	2015-16
Manufacturing Expenses		
Loading of Lignite & Overburden Removal	38,126.76	26,321.11
Excise duty	4,570.46	3,661.80
Freight & Octroi Expenses	1,996.85	1,546.71
Other Loading charges & Mining Expenses	1,909.94	616.06
Consumption of Stores, Spares & Fuel		
- Power & Fuel	764.33	316.42
- Electricity Expenses	1,416.49	1,286.67
- Consumption of Stores, Spares & Chemicals	<u>2,244.60</u>	<u>3,320.25</u>
Operation & Maintenance Charges for Thermal Project	4,017.13	4,156.74
Op. & Maint.Charges for Renewable Energy Projects	1,628.28	1,452.71
Repairs & Maintenance		
- Buildings	415.90	654.94
- Machineries (Including spares)	430.65	465.76
- Other Assets	<u>46.47</u>	<u>61.12</u>
Rates & Taxes		
- Royalty	7,508.41	5,015.64
- Clean Energy Cess	30,675.60	15,206.94
- Other Rates & Taxes	<u>611.65</u>	<u>847.29</u>
Mine Closure Expenses	6,505.59	9,957.13
- Rent	101.99	95.68
(A)	1,02,971.10	74,982.96
Administrative & Selling Expenses		
CSR Expenses	725.22	2,019.93
Insurance Premium	310.34	290.40
Vehicle Hire Charges	601.82	611.51
Advertisement & Publicity	128.50	161.16
Security Expenses	2,076.32	1,697.06
Legal & Professional Fees	358.30	358.05
Payment to Auditors		
- Audit Fees	8.55	8.33
- For Tax Audit	0.92	0.83
- For Certification and other matters	<u>1.36</u>	<u>0.50</u>
Remuneration to Managing Director	16.95	19.04
Directors sitting Fees & Allowances	2.54	2.42
Provision for doubtful debts /loans & advances	-	131.31
Provision due to loss on Investment	-	0.00
Mining & Project Development Expenses	493.19	397.87
Other Miscellaneous Charges	1,133.15	1,006.52
(B)	5,857.18	6,704.91
Total Other Expenses (A+B)	1,08,828.29	81,687.86

2.34.01 During the year, royalty on account of sale of Bauxite had been accounted for ₹ 522.25 (P.Y. ₹ 448.87 lacs) on ad hoc basis as intimated by the Commissioner of Geology and Mining. Necessary adjustment shall be made in the accounts after final outcome of the matter.

2.34.02 In view of the Supreme Court's decision in respect of mining activities, applications made by the Company for renewal of leases covering 2,040 (P.Y.: 2,040) hectares of land for extracting lignite are pending since 1993-94. Necessary adjustment in respect of liability for any charges, taxes, duties etc. will be provided in accounts on finalization of renewal applications.



GUJARAT MINERAL DEVELOPMENT CORPORATION LTD.

2.34.03 During the year, the Company has written off ₹ 0.18 Lakh (P.Y.: ₹ 0.96 Lakh) and written back ₹ 3.13 Lakh (P.Y.: Nil) in the books of accounts. In the opinion of the management, such amounts are no longer receivable / payable. Net effect thereof is written back to the Statement of Profit and Loss amounting to ₹ 2.95 Lakh (P.Y.: ₹ 0.96 Lakh).

2.34.04 In compliance with Section 135(5) of the amended Companies Act, 2013, the Company has spent ₹ 1,067.49 Lakh (P.Y. ₹ 1,496.69 Lakh) against the statutory requirement of spending ₹ 1,065.49 Lakh (P.Y. ₹ 1,446.10 Lakh) (based on average net profits of last 3 years) during the year towards Corporate Social Responsibility (CSR) Expense.

2.35 INCOME TAX EXPENSES

This note provides an analysis of the Company's income tax expenses show amounts that are directly recognised in equity and how the tax expense is affected by non-assessable and non-deductible items. It also explains significant estimates made in relation to the Company's tax positions.

(₹ in Lakh)

Particulars	2016-17	2015-16
Current Tax Expenses		
Current tax on profits for the year	7,030.51	14,183.88
Adjustments for the current tax of prior periods	-	-
Total Current Tax Expenses	7,030.51	14,183.88
Deferred Tax Expenses		
Decrease/(Increase) in deferred tax assets	(1,827.40)	(3,721.98)
(Decrease)/Increase in deferred tax liabilities	6,971.96	(1,095.57)
Total Deferred Tax Expenses	5,144.56	(4,817.55)
Income Tax Expenses	12,175.07	9,366.33

2.36 EARNING PER SHARE

Particulars	2016-17	2015-16
Profit attributable to equity holders for (₹ in Lakh):		
Basic earnings	32,409.13	21,904.61
Adjusted for the effect of dilution	32,409.13	21,904.61
Weighted average number of Equity Shares for:		
Basic EPS	31,80,00,000	31,80,00,000
Adjusted for the effect of dilution	31,80,00,000	31,80,00,000
Earnings Per Share (Face value of ₹ 2/- each):		
Basic (₹)	10.19	6.89
Diluted (₹)	10.19	6.89

2.37 CONTINGENT LIABILITIES AS ON 31ST MARCH, 2017

Contingent liabilities not provided for Claims against the Company not acknowledged as debt ₹ 59,913.83 Lakh (31st March, 2016: ₹ 47,276.28 Lakh; 1st April, 2015: ₹ 44,106.19 Lakh).

2.37.01 GMDC acquired 656 Hectares of land for mining purpose vide Government Notification under Section 4 issued in 2003. The Land Acquisition Officer decided land price @ ₹ 14 per Sq. Mtr and ₹ 18 per Sq. Mtr respectively for non-irrigated and irrigated land. The land owners dissatisfied by the amount of compensation and approached Collector who referred the matter before the Additional City Civil Judge, Bhavnagar. The Additional Civil Judge decided the matter and increased the compensation amount to ₹ 18 per Sq. Mtr and ₹ 22 per Sq Mtr respectively for non irrigated land and irrigated land. Aggrieved by this order, GMDC filed First Appeal before the High Court and Land Owners also filed Appeal for compensation @ ₹ 110 per Sq Mtr. The High Court remanded back the matter to Additional Civil Judge, Bhavnagar. The Additional Civil Judge, Bhavnagar decided compensation @ ₹ 74 per Sq Mtr and ₹ 78 per Sq Mtr respectively for non irrigated and irrigated land. Against the said judgement, GMDC has filed First Appeal before the Hon'ble High Court which is admitted for final hearing subject to deposition of 100% awarded amount out of which 50% amount are allowed to be withdrawn. Accordingly, GMDC has deposited total amount of ₹ 19,700 Lakh before the Additional Civil Judge, Bhavnagar Court calculated at ₹ 74 per Sq Mtr and ₹ 78 per Sq Mtr for non irrigated and irrigated land respectively. The matter is pending for final hearing before the Hon'ble High Court. As stated above the land owners have filed Cross First Appeals for compensation @ ₹ 110/- per Sq. Mtr. Therefore calculating compensation @ ₹ 110/- per Sq. Mtr, additional financial burden of approximately ₹ 13,000/- Lakh is estimated.

ANNUAL REPORT 2016-2017

2.37.02 The Company has paid compensation of ₹ 1,200.28 Lakh to land owners of Umarsar Mines at ₹ 15.60 per sq. mtr. But during February 2016, land owners have preferred the appeal before the Hon'ble Supreme Court for enhancement of compensation of ₹ 25 per sq. mtr. which comes to additional claim of ₹ 1400.00 Lakh. The matter is presently pending before the Hon'ble Supreme Court of India.

2.37.03 The Company has acquired land in village of Akrimota, Dhareshi, Fulera and Khanot of Kutch District. As per the Hon'ble High Court order dated 06.05.2014, a compensation @ ₹ 12 per Sq. Mtr amounting ₹ 2400 lakh is already paid. In the meantime, land owners have filed Special Leave Petition bearing SLP (C) No 17977-17998 of 2016, before the Hon'ble Supreme Court of India claiming additional compensation @ ₹ 20 per Sq. Mtr. Therefore, approximately additional compensation amounting ₹ 2400 lakh is estimated.

2.37.04 Central excise, VAT, Service tax, Income tax and other matters related to contingent liabilities:

(₹ in Lakh)

Sr No	Particulars	As at 31 st March, 2017	As at 31 st March, 2016	As at 1 st April, 2015
1	Income tax	24,673.85	28,524.73	26,730.03
2	Sales Tax/VAT	425.45	425.45	425.45
3	Excise	505.43	504.39	450.58
4	Related to contractors and others	7,876.20	7,029.92	8,896.02
5	Royalty, stamp duty and conversion tax	4,943.48	4,943.48	4,943.48
6	Incentives to employees	1,158.84	1,158.84	1,158.84
7	Liability on implementation of 7th pay commission	3,193.35	-	-
8	Guarantees excluding financial guarantees			
	Outstanding Bank Guarantees / Letter of Credits	1,590.39	37.16	37.16

2.38 COMMITMENTS

(₹ in Lakh)

Sr No	Particulars	As at 31 st March, 2017	As at 31 st March, 2016	As at 1 st April, 2015
A	Capital Commitments			
	Estimated amount of contracts remaining to be executed on capital account and not provided for	1,223.29	28,787.91	6,200.45
B	Other Commitments			
1	Contractual obligations : investment property			
	Contractual obligation for future purchase or construction - not recognised as a liability	380.51	553.69	5,807.27
2	The company has invested an amount of ₹ 19,765 Lakh in Bhavnagar Energy Company Ltd which is 23.36% of its capital. The Company has entered in to the Sponsor Support Agreement with Bhavnagar Energy Company Ltd where the company has given commitment to meet the cost overrun.			

2.39 EVENTS OCCURRING AFTER THE REPORTING PERIOD

The Board has recommended dividend of ₹ 3 per share which is subject to approval of shareholders in the ensuing Annual General Meeting.

2.40 In the opinion of Management, any of the assets other than items of property, plant and equipment, investment properties, intangible assets and Non-Current Investments have a value on realisation in the ordinary course of business at least equal to the amount at which they are stated, unless otherwise stated.

2.41 Balances of trade payables, trade receivables, loans & advances, advances from customers, other non-current/current liabilities, etc. are subject to confirmation, if any, in the accounts.

2.42 On periodical basis and as and when required, the Company reviews the carrying amounts of its assets. In the Financial Year 2016-17, the Company has reviewed the carrying amounts of its assets and found that there is no indication that those assets have suffered any impairment loss. Hence, no such impairment loss has been provided.



GUJARAT MINERAL DEVELOPMENT CORPORATION LTD.

2.43 SEGMENT INFORMATION

(a) Description of segment and principal activities

The Company's management, consisting of the chief executive officer, the chief financial officer and the manager for corporate planning, monitors the operating results of the below business segments separately for the purpose of making decisions about resource allocation and performance assessment and accordingly, the Company has identified two reportable operating segments viz. Mining and Power. Segments have been identified and reported taking into account nature of products and services, the differing risks and returns and the internal business reporting systems.

(b) Segment revenue and expenses

Revenue and expenses have been identified to a segment on the basis of relationship to operating of the segment. Revenue and expenses which relate to enterprise as a whole and are not allocable to a segment on reasonable basis have been disclosed as "Unallocable".

(c) Segment assets and liabilities

Segment assets and segment liabilities represent assets and liabilities in respective segments. Investments, tax related assets and other assets and liabilities that cannot be allocated to a segment on reasonable basis have been disclosed as "Unallocable".

(d) Secondary segment reporting

The Company does not have geographical distribution of revenue as the operations of the Company are carried out within the country and hence secondary segmental reporting based on geographical locations of its customers is not applicable to the Company.

(e) Information about major customers

Revenue from power segment (which exceeds 10% of total revenue) amounting to ₹ 45,965.28 (P.Y.: ₹ 37,641.70) Lakh is derived from a single customer and revenue from mining segment (which exceeds 10% of total revenue) amounting to ₹ 25,706.85 (P.Y.: ₹ 18,003.35) Lakh is derived from a single customer.

(f) Information about product and services

The Company's revenue from external customers for each product is same as that disclosed below under "segment revenue".

(₹ in Lakh)

Particulars	2016-17				2015-16			
	Mining Projects	Power Projects	Unallocated	Total	Mining Projects	Power Projects	Unallocated	Total
Segment Revenues								
External Revenue*	1,12,644.90	45,590.76	-	1,58,235.66	83,519.14	38,014.15	-	1,21,533.29
Inter Segment Revenue	17,561.05	-	-	17,561.05	10,789.47	-	-	10,789.47
Total Segment Revenue	1,30,205.95	45,590.76	-	1,75,796.71	94,308.61	38,014.15	-	1,32,322.76
Segment Results								
Profit/(Loss)	28,116.15	7,994.31	(5,159.81)	30,950.65	17,710.66	6,185.23	(5,630.53)	18,265.35
Unallocated other income	-	-	13,647.98	13,647.98	-	-	13,580.14	13,580.14
Unallocated expenses and finance cost	-	-	-	-	-	-	-	-
Profit before tax	28,116.15	7,994.31	8,487.57	44,598.03	17,710.66	6,185.23	7,949.61	31,845.49
Income tax- Current	-	-	7,030.51	7,030.51	-	-	14,206.00	14,206.00
Excess/short provision of income tax	-	-	-	-	-	-	-	-
Deferred tax	-	-	5,144.56	5,144.56	-	-	(4,817.56)	(4,817.56)
Profit after tax				32,422.96				22,457.05
Other information								
Depreciation and amortisation	2,354.50	12,523.61	247.63	15,125.75	702.41	12,334.38	103.53	13,140.33
Additions to non-current assets	24,370.63	28,249.75	17,064.37	69,684.76	13,975.93	2,625.15	4,786.46	21,387.54
Non-Cash Expenses other than depreciation and amortisation	4,498.04	-	-	4,498.04	9,351.90	-	-	9,351.90

ANNUAL REPORT 2016-2017

(₹ in Lakh)

Segments Assets**	Mining Projects	Power Projects	Unallocated	Total
As at 31st March 2017	1,12,528.08	2,85,891.86	2,25,461.10	6,23,881.04
As at 31st March 2016	76,186.98	2,56,451.80	2,12,763.24	5,45,402.02
As at 1st April 2015	48,557.23	2,52,802.06	2,03,676.66	5,05,035.95
Total				

(₹ in Lakh)

Segments Liability**	Mining Projects	Power Projects	Unallocated	Total
As at 31st March 2017	75,142.21	1,19,418.68	4,29,320.15	6,23,881.04
As at 31st March 2016	45,345.63	1,01,374.46	3,98,681.93	5,45,402.02
As at 1st April 2015	50,119.50	92,354.82	3,62,561.63	5,05,035.95
Total				

** Segment assets and liabilities are measured in same way as in the financial statements. They are allocated based on the operations of the segment.

1. Segment assets and liabilities are subject to reconciliation.

2. Segment Revenue of Mining includes ₹ 17516.05 Lakh (P.Y. ₹ 10789.46 Lakh) being captive consumption of Lignite/Lime for Power Project.

2.44 RELATED PARTY DISCLOSURES

As per the Indian Accounting Standard-24 on "Related Party Disclosures", details are as follows:

2.44.01 Associate/Joint Venture

Name of the entity	Type
Gujarat Jaypee Cement Infrastructure Ltd.	Associate
Gujarat Credo Mineral Industries Ltd.	Associate
Bhavnagar Energy Co. Ltd.	Associate
Aikya Chemicals Pvt. Ltd.	Associate
Gujarat Foundation for Entrepreneurial Excellence	Joint Ventures
Swarnim Gujarat Flourspar Pvt. Ltd.	Joint Ventures
Naini Coal Company Ltd.	Joint Ventures
Gujarat Mineral Research & Industrial Consultancy Society	Subsidiary
GMDC Gram Vikas Trust	Subsidiary
GMDC Science & Research Centre	Subsidiary

2.44.02 Transactions with related parties:

(₹ in Lakh)

Particulars	Associates		Joint Ventures		Subsidiaries/Government related entities/KMP		Total	
	2016-17	2015-16	2016-17	2015-16	2016-17	2015-16	2016-17	2015-16
Purchase of Investments	129.11	2,500.00	-	-	-	-	129.11	2,500.00
Sale of Goods/ Services	6,759.37	-	8.52	3.43	71,672.13	55,645.05	78,440.02	55,648.48
Received/ Adjusted	3,583.27	2,528.52	1,037.30	92.22	72,987.53	54,469.41	77,608.10	57,090.15
Income from Investments	-	-	-	-	10,097.29	12,341.52	10,097.29	12,341.52
Funds deposited with GSFS	-	-	-	-	1,51,401.18	94,327.64	1,51,401.18	94,327.64
Funds withdrawn from GSFS	-	-	-	-	1,66,886.48	1,06,214.49	1,66,886.48	1,06,214.49
Commitments (refer 2.45.04)	-	-	-	-	-	-	-	-
Contribution made to Provident Fund Trust	-	-	-	-	1,571.18	1,547.55	1,571.18	1,547.55
Contribution made to Gratuity Trust (it funded 100%) with LIC	-	-	-	-	0.68	0.41	0.68	0.41
Directors Sitting Fees**	-	-	-	-	2.54	2.42	2.54	2.42
Outstanding balances arising from sales/purchases of goods/services								
Account Payable as at year end	-	-	1,031.49	-	-	-	-	-
Account Receivable as at year end	3,581.04	2,845.47	2,046.96	9.40	1,16,330.03	1,33,344.50		



GUJARAT MINERAL DEVELOPMENT CORPORATION LTD.

* The above transactions are inclusive of all taxes, wherever applicable.

** Sitting Fees includes service tax paid under reverse charge mechanism, wherever applicable. Further, sitting fees in respect of Government nominated directors are deposited directly into Government Treasury.

2.44.03 Terms and conditions

Transactions relating to dividends were on the same terms and conditions that applied to other shareholders. Goods were sold to related parties as mentioned above on mutually agreed terms. All outstanding balances are unsecured.

The Company has executed Power Purchase Agreements with one of Government owned PSUs for sale of power generated from windmills, solar and thermal power plant for the period ranging from 25 to 30 years.

2.44.04 ₹ 1,032.10 lakh was received during the year from Govt of Gujarat on behalf of GFEE. The same has been deposited with GSFS and shown under the head "Fund Deposited with GSFS".

2.44.05 Key Management Personnel Compensation:

(₹ in Lakh)

Particulars	2016-17	2015-16
Short-term employee benefits	53.03	52.25
Post-employment benefits	18.67	16.12
Long-term employee benefits	24.20	21.45
Termination benefits	-	-
Employee share-based payments	-	-
Total compensation	95.90	89.82

2.44.06 Other transactions with Government related entities

Apart from the above transactions, the Company has also entered into other transactions in ordinary course of business with Government related entities. These are transacted at arm's length prices based on the agreed contractual terms.

2.44.07 Further, the Company has entered into various long term material supply and power purchase agreements with the related parties (including Government related entities) where goods/services are to be provided at prices determined based on the contractual terms agreed. Some of the contracts are in the process of being finalised pending the necessary approvals.

2.45 FINANCIAL INSTRUMENTS, FAIR VALUE AND RISK MEASUREMENTS

A. Financial instruments by category and their fair value

(₹ in Lakh)

As at 31st March 2017	Carrying amount				Fair value			
	FVTPL	FVOCI	Amortised Cost	Total	Level 1- Quoted price in active markets	Level 2- Significant observable inputs	Level 3- Significant unobservable inputs	Total
Financial assets								
Investments								
- Equity Shares- Unquoted	-	21,230.49	-	21,230.49	-	-	21,230.49	21,230.49
- Equity Shares- quoted	-	23,989.88	-	23,989.88	23,989.88	-	-	23,989.88
Loan								
- Non-current	-	-	444.36	444.36	-	-	-	-
- Current	-	-	1,347.19	1,347.19	-	-	-	-
Trade Receivables	-	-	12,654.86	12,654.86	-	-	-	-
Cash and Cash Equivalents	-	-	4,969.56	4,969.56	-	-	-	-
Other Bank Balances	-	-	145.86	145.86	-	-	-	-
Other financial assets								
- Non-current	-	-	28,645.86	28,645.86	-	-	-	-
- Current	-	-	1,06,602.62	1,06,602.62	-	-	-	-
Total financial assets	-	45,220.37	1,54,810.32	2,00,030.69	23,989.88	-	21,230.49	45,220.37
Financial liabilities								
Other financial liabilities								
- Non-current	-	-	1,914.30	1,914.30	-	-	-	-
- Current	-	-	27,085.38	27,085.38	-	-	-	-
Trade Payables	-	-	9,746.73	9,746.73	-	-	-	-
Total financial liabilities	-	-	38,746.41	38,746.41	-	-	-	-

Fair value of financial assets and liabilities measured at amortised cost is not materially different from the amortised cost.

ANNUAL REPORT 2016-2017

(₹ in Lakh)

As at 31st March 2016	Carrying amount				Fair value			
	FVTPL	FVOCI	Amortised Cost	Total	Level 1 - Quoted price in active markets	Level 2 - Significant observable inputs	Level 3 - Significant unobservable inputs	Total
Financial assets								
Investments								
- Equity Shares - Unquoted	-	26,326.18	-	26,326.18	-	-	26,326.18	26,326.18
- Equity Shares - quoted	-	10,313.84	-	10,313.84	10,313.84	-	-	10,313.84
Loan								
- Non-current	-	-	559.90	559.90	-	-	-	-
- Current	-	-	1,342.23	1,342.23	-	-	-	-
Trade Receivables	-	-	9,744.42	9,744.42	-	-	-	-
Cash and Cash Equivalents	-	-	6,223.06	6,223.06	-	-	-	-
Other Bank Balances	-	-	156.73	156.73	-	-	-	-
Other financial assets								
- Non-current	-	-	14,423.03	14,423.03	-	-	-	-
- Current	-	-	1,28,142.77	1,28,142.77	-	-	-	-
Total financial assets	-	36,640.02	1,60,592.15	1,97,232.16	10,313.84	-	26,326.18	36,640.02
Financial liabilities								
Other financial liabilities								
- Non-current	-	-	2,868.98	2,868.98	-	-	-	-
- Current	-	-	10,925.56	10,925.56	-	-	-	-
Trade Payables	-	-	6,845.82	6,845.82	-	-	-	-
Total financial liabilities	-	-	20,640.36	20,640.36	-	-	-	-

Fair value of financial assets and liabilities measured at amortised cost is not materially different from the amortised cost.

(₹ in Lakh)

As at 31st March 2015	Carrying amount				Fair value			
	FVTPL	FVOCI	Amortised Cost	Total	Level 1 - Quoted price in active markets	Level 2 - Significant observable inputs	Level 3 - Significant unobservable inputs	Total
Financial assets								
Investments								
- Equity Shares - Unquoted	-	31,348.09	-	31,348.09	-	-	31,348.09	31,348.09
- Equity Shares - quoted	-	11,129.97	-	11,129.97	11,129.97	-	-	11,129.97
Loan								
- Non-current	-	-	72.37	72.37	-	-	-	-
- Current	-	-	1,414.03	1,414.03	-	-	-	-
Trade Receivables	-	-	8,112.76	8,112.76	-	-	-	-
Cash and Cash Equivalents	-	-	3,931.40	3,931.40	-	-	-	-
Other Bank Balances	-	-	198.55	198.55	-	-	-	-
Other financial assets								
- Non-current	-	-	35,865.92	35,865.92	-	-	-	-
- Current	-	-	1,07,353.22	1,07,353.22	-	-	-	-
Total financial assets	-	42,478.06	1,56,948.25	1,99,426.31	11,129.97	-	31,348.09	42,478.06
Financial liabilities								
Other financial liabilities								
- Non-current	-	-	2,912.44	2,912.44	-	-	-	-
- Current	-	-	7,040.16	7,040.16	-	-	-	-
Trade Payables	-	-	5,195.47	5,195.47	-	-	-	-
Total financial liabilities	-	-	15,148.07	15,148.07	-	-	-	-

Fair value of financial assets and liabilities measured at amortised cost is not materially different from the amortised cost.



GUJARAT MINERAL DEVELOPMENT CORPORATION LTD.

Types of inputs are as under:

Input Level I (Directly Observable) which includes quoted prices in active markets for identical assets such as quoted price for an equity security on Security Exchanges.

Input Level II (Indirectly Observable) which includes prices in active markets for similar assets such as quoted price for similar assets in active markets, valuation multiple derived from prices in observed transactions involving similar businesses etc.

Input Level III (Unobservable) which includes management's own assumptions for arriving at a fair value such as projected cash flows used to value a business etc.

When measuring the fair value of an asset or a liability, the Company uses observable market data as far as possible. If the inputs used to measure the fair value of an asset or a liability fall into different levels of the fair value hierarchy, then the fair value measurement is categorised in its entirety in the same level of the fair value hierarchy as the lowest level input that is significant to the entire measurement.

B. Measurement of fair values

i) Valuation techniques and significant unobservable inputs

The following tables show the valuation techniques used in measuring Level 3 fair values, as well as the significant unobservable inputs used.

Financial instruments measured at fair value

FVOCI in unquoted equity shares:

Gujarat State Petroleum Corporation Limited

1. Market approach : This approach uses information generated by market transactions of the Company being valued or the transactions of comparable companies. The following market-linked information may be used for determining valuation under this approach.

- Quoted price of the company being valued,
- Past transaction value of the company being valued,
- Listed comparable companies' trading multiples like price to earning ratio, enterprise value to earning before interest, tax, depreciation and amortisation, enterprise value to sales etc.
- Transactions multiples for investment / M & A transaction of comparable companies.

The valuation arrived at based on the market approach reflects the current value of the Company perceived in the active market. However, as the valuation arrived at using market multiples is based on the past/current transaction or traded values of comparable companies/businesses, it may not reflect the possible changes in future trend of cash flows being generated by a business.

2. Income Approach : The income approach reflects present value of future cash flows. For valuing a business, the discounted cash flow (DCF) methodology is used under this approach. This methodology works on the premise that the value of a business is measured in terms of future cash flow streams, discounted to the present time at an appropriate discount rate. This method is used to determine the present value of business on a going concern assumption. The DCF technique recognizes the time value of money.

The value of the firm is arrived at by estimating the Free Cash Flow to Firm (FCFF) and discounting the same at the Weighted Average Cost of Capital (WACC). FCFF is estimated by forecasting free cash flows available to the firm (which are derived on the basis of the likely future earnings of the company).

3. Cost Approach: The cost approach essentially estimates the cost of replacing the tangible assets of the business. The replacement cost takes into account the market value of various assets or the expenditure required to create the infrastructure exactly similar to that of a company being valued.

Significant unobservable inputs Highest priority is given to unadjusted quoted price of listed entities and lowest priority to non-market linked inputs such as future cash flows used in income approach.

Inter-relationship between significant unobservable inputs and fair value measurement The estimated fair value would increase (decrease) if there is a change in significant unobservable inputs used in determination of fair value.

Considering the diverse asset and investment base of the Company with differing risk/return profiles, a sum of the parts approach has been adopted for the valuation. Under this method, the value of each distinct business/asset/investment has been arrived at separately and total value estimate for the Company presented as the sum of all its business/investments/assets.

ANNUAL REPORT 2016-2017

Gujarat Guardian Limited

Fair value is determined using the ratio of enterprise value to EBIDTA adjusted for the industry average. The industry average has been computed using peer companies.

GITCO and Gujarat Informatics Limited

On account of absence of sufficient information for determination of fair value, the Company has determined the same using net worth as reflected in the management prepared provisional financial statements as at the each reporting date. Management is of the view that the value so determined are reflective of the fair values. Further, in the absence of the management prepared provisional financial statements of Gujarat Informatics Limited for the year 2016-17, the fair value determined on 31st March, 2016 has been carried forward. Once the same are available, appropriate changes would be made in the subsequent periods.

ii) Transfers between Levels 1 and 2

There have been no transfers between Level 1 and Level 2 during the reporting periods

iii) Level 3 fair values

Movements in the values of unquoted equity instruments for the period ended 31st March, 2017, 31st March, 2016 and 1st April, 2015 is as below:

(₹ in Lakh)	
Particulars	Amount
As at 1st April 2015	31,348.10
Acquisitions/ (disposals)	-
Gains/ (losses) recognised in other comprehensive income	(5,021.92)
Gains/ (losses) recognised in statement of profit or loss	-
As at 31st March 2016	26,326.18
Acquisitions/ (disposals)	-
Gains/ (losses) recognised in other comprehensive income	(5,095.70)
Gains/ (losses) recognised in statement of profit or loss	-
As at 31st March 2017	21,230.48

Transfer out of Level 3

There were no movement in level 3 in either directions during March 2017 and the year 2015-16.

Sensitivity analysis - Investments in unquoted equity instruments

On account of lack of sufficient information as at the end of reporting period and nature of investments, the management is of the view that it is impracticable to determine the sensitivity of the fair values to changes in the underlying assumptions. Based on the valuation report for investments in unquoted shares of GSPC, the sensitivity as at 31st March, 2017 is provided below:

(₹ in Lakh)	
Significant observable inputs	31-Mar-17
	OCI
	Decrease
Equity securities in unquoted investments measured through OCI Forecast gas trading margin (25% decrease)	2,210.96

C. Financial risk management

The Company has exposure to the following risks arising from financial instruments:

- * Credit risk ;
- * Liquidity risk ; and
- * Market risk



GUJARAT MINERAL DEVELOPMENT CORPORATION LTD.

(i) Risk management framework

The Company has a well-defined risk management framework. The Board of Directors of the Company has adopted a Risk Management Policy. Company has also set up a Risk Management Committee.

Looking to the profile of GMDC, i.e., Mining and Power Operations, GMDC has inbuilt risk management practices to address various operational risks. The Company has standard operating processes for various mining operations in order to mitigate procedures and prevent risk arising out of various operations. GMDC has no external borrowings. Hence, there is no financial risk that can impact GMDC's Financial Position. GMDC primarily deals with natural resources. Hence, Policy of Government may impact GMDC's operational strategy. GMDC's risk management process revolves around following parameters:

1. Risk Identification and Impact Assessment
2. Risk Evaluation
3. Risk Reporting and Disclosure
4. Risk Mitigation

(ii) Credit risk

Credit risk is the risk of financial loss to the Company if a customer or counterparty to a financial instrument fails to meet its contractual obligations, and arises principally from the Company's receivables from customers.

Other financial assets

The Company maintains its Cash and cash equivalents and Bank deposits with banks having good reputation, good past track record and high quality credit rating and also reviews their credit-worthiness on an on-going basis.

Trade and other receivables

Significant portion of trade receivables at the respective reporting date comprise of State Governments PSUs or entities with significant government influence. Management does not expect any credit risk on the same. On the other receivables of the Company are typically unsecured, except to the extent of advance received against sales for sale of mining products. The allowance for impairment of trade receivables is created to the extent and as and when required, based upon the expected collectability of accounts receivables giving due consideration to the historical trends adjusted for the expected credit losses.

Age of Receivables

(₹ in Lakh)

Particulars	As at	As at	As at
	31 st March, 2017	31 st March, 2016	1 st April, 2015
Within the credit period	433.57	345.59	0.03
1-30 days past due	5,201.79	4,862.69	4,427.64
31-60 days past due	402.29	4,126.73	1,711.74
61-90 days past due	3,243.70	306.80	1,338.91
More than 90 days past due	3,477.65	206.76	738.58

The above receivables which are past due but not impaired are assessed on individual case to case basis and relate to a number of independent third party customers from whom there is no recent history of default. Management is of the view that these financial assets (majorly state owned PSUs) are not impaired as there has not been a significant change in credit quality and are recoverable based on the nature of the activity with the respective customer to which they belong and the type of customers. Further, since the amount are collected within one year, there is no loss on account of time value of money. Consequently, no additional provision has been created on account of expected credit loss on the receivables. There are no other classes of financial assets that are past due but not impaired except for trade receivables as at 31st March, 2017; 31st March, 2016 and 1st April, 2015.

Movements in Expected Credit Loss Allowance

(₹ in Lakh)

Particulars	As at	As at
	31 st March, 2017	31 st March, 2016
Balance at the beginning of the year	104.14	104.14
Movements in allowance	-	-
Closing balance	104.14	104.14

ANNUAL REPORT 2016-2017

The maximum exposure to credit risk for trade and other receivables by geographic region was as follows:

Particulars	Carrying amount		
	31-Mar-17	31-Mar-16	1-Apr-15
India	12,654.86	9,744.42	8,112.76
Other regions	-	-	-
	<u>12,654.86</u>	<u>9,744.42</u>	<u>8,112.76</u>

Management believes that the unimpaired amounts that are past due by more than 30 days are still collectible in full, based on historical payment behaviour and extensive analysis of customer credit risk, including underlying customers' credit ratings if they are available.

Management estimates that there are no instances of past due or impaired trade and other receivables.

(iii) Liquidity risk

Liquidity risk is the risk that the Company will encounter difficulty in meeting the obligations associated with its financial liabilities that are settled by delivering cash or another financial asset. The Company's approach to managing liquidity is to ensure, as far as possible, that it will have sufficient liquidity to meet its liabilities when they are due, under both normal and stressed conditions, without incurring unacceptable losses or risking damage to the Company's reputation.

Exposure to liquidity risk

The following are the remaining contractual maturities of financial liabilities at the reporting date. The amounts are gross and undiscounted, and include estimated interest payments and exclude the impact of netting agreements.

31st March, 2017	Contractual cash flows			
	Carrying amount	Total	Less than 12 months	More than 12 months
Non-derivative financial liabilities				
Non current financial liabilities	1,914.30	1,914.30	-	1,914.30
Current financial liabilities	27,085.38	27,085.38	27,085.38	-
Trade payables	9,746.73	9,746.73	9,746.73	-
Total	38,746.41	38,746.41	36,832.11	1,914.30

(₹ in Lakh)

31st March, 2016	Contractual cash flows			
	Carrying amount	Total	Less than 12 months	More than 12 months
Non-derivative financial liabilities				
Non current financial liabilities	2,868.98	2,868.98	2,868.98	-
Current financial liabilities	10,925.56	10,925.56	-	10,925.56
Trade payables	6,845.82	6,845.82	-	6,845.82
Total	20,640.36	20,640.36	2,868.98	17,771.38

(₹ in Lakh)

1st April, 2015	Contractual cash flows			
	Carrying amount	Total	Less than 12 months	1-2 years
Non-derivative financial liabilities				
Non current financial liabilities	2,912.44	2,912.44	2,912.44	-
Current financial liabilities	7,040.16	7,040.16	-	7,040.16
Trade payables	5,195.47	5,195.47	-	5,195.47
Total	15,148.07	15,148.07	2,912.44	12,235.63



GUJARAT MINERAL DEVELOPMENT CORPORATION LTD.

(iv) Market risk

The company is exposed to price risk on account of fluctuations in prices of the imported mining products which is managed by appropriately adjusting the prices of the mining products as may be relevant.

Further, the Company's also has exposure to equity securities price risk arises from investments held by the Company and classified in the balance sheet at fair value through other comprehensive income (FVOCI). Some of the equity investments are publicly traded and are included in the NSE Nifty 50 index.

Currency risk

The functional currency of the Company is Indian Rupees.

The Company do not use derivative financial instruments for trading or speculative purposes. As the Company does not engage in foreign exchange transaction, it is not exposed to currency risk.

Interest rate risk

Interest rate risk can be either fair value interest rate risk or cash flow interest rate risk. Fair value interest rate risk is the risk of changes in fair values of fixed interest bearing investments because of fluctuations in the interest rates. Cash flow interest rate risk is the risk that the future cash flows of floating interest bearing investments will fluctuate because of fluctuations in the interest rates. The Company does not have any undrawn or outstanding borrowings and hence does not possess any interest rate risk.

Price Risk

The Company's exposure to equity securities price risk arises from investments held by the Company and classified in the balance sheet as fair value through other comprehensive income (FVOCI). Some of the equity investments are publicly traded and are included in the NSE Nifty 50 Index.

Sensitivity

The table below summarises the impact of increases/decreases of the index on the Company's equity and other comprehensive income for the period. The analysis is based on the assumption that the index had increased by 20% or decreased by 20% with all other variables held constant, and that the Company's quoted equity instruments moved in line with the index. The % have been determined considering average of the actual movements in quoted prices of equity shares held as investments for the respective periods.

(₹ in Lakh)

Particulars	Impact on Other Comprehensive Income	
	2016-17	2015-16
NSE NIFTY 50 - increase 20% (31 March 2016 - 10%)	4,797.98	1,031.38
NSE NIFTY 50 - decrease 20% (31 March 2016 - 10%)	(4,797.98)	(1,031.38)

2.46 CAPITAL MANAGEMENT

The Company's objectives when managing capital are to:

- safeguard their ability to continue as a going concern, so that they can continue to provide returns for shareholders and benefits for other stakeholders, and
- maintain an optimal capital structure to reduce the cost of capital.

The Company monitors capital using a ratio of 'adjusted net debt' to 'adjusted equity'. For this purpose, adjusted net debt is defined as total non-current liabilities, less cash and cash equivalents. Adjusted equity comprises all components of equity.

The Company's adjusted net debt to equity ratio at 31st March, 2017 was as follows.:

(₹ in Lakh)

Particulars	As at 31st March, 2017	As at 31st March, 2016
Total Non-current liabilities	66,882.82	58,762.19
Less : Cash and bank balances	5,115.43	6,379.79
Adjusted net debt	61,767.39	52,382.40
Total equity	4,00,749.04	3,69,629.82
Adjusted net debt to equity ratio	0.15	0.14

2.47 Corresponding figures of the previous year have been re-grouped / re-arranged / re-classified / restated and revised, wherever necessary, to make them comparable with the figures of the current year.

2.48 EXPLANATION OF TRANSITION TO IND AS

These are the Company's first consolidated financial statements prepared in accordance with Ind ASs.

The accounting policies set out in Note 1 have been applied in preparing the financial statements for the year ended 31st March 2017, the comparative information presented in these financial statements for the year ended 31st March 2016 and in the preparation of an opening Ind AS balance sheet at 1st April 2015 (the Company's date of transition).

In preparing its opening Ind AS balance sheet, the Company has adjusted amounts reported previously in financial statements prepared in accordance with the accounting standards notified under Companies (Accounting Standards) Rules, 2006 (as amended) and other relevant provisions of the Act (Indian GAAP or previous GAAP). An explanation of how the transition from previous GAAP to Ind AS has affected the Company's financial position and financial performance is set out in the following tables and the notes that accompany the tables and notes:

Exemption and exception applied

In preparing these financial statements, the Company has elected to apply the below optional exemptions and mandatory exceptions in line with principles of Ind AS 101.

Optional exemptions

1. Property, Plant and Equipment (PPE), intangible assets and investment properties

Ind AS 101 provides the below options with respect to the items of PPE and intangible assets:

- Carry forward the previous GAAP carrying values as at the transition date as "deemed cost" under Ind AS, provided there is no change in functional currency.
- Fair value the items of PPE as at the transition date and use this as the "deemed cost" under Ind AS.
- Restate the carrying values of PPE retrospectively as at the transition date based on Ind AS 16.

The above options are available for investment property as well except fair value option not permitted for investment property.

The Company has opted to measure all the items of PPE, intangible assets and investment properties at the previous GAAP carrying values as at the transition date.

2. Decommissioning liabilities included in the cost of PPE

A first-time adopter need not to comply with these requirements for changes in such liabilities that occurred before the date of transition to Ind ASs. If a first-time adopter uses this exemption, it shall:

- Measure the liability at the transition date in accordance with Ind AS 37;
- Using the historical risk adjusted discount rate, determine the amount which would have been capitalised when the liability first arose; and
- Compute the amount of depreciation based on the estimated useful life.

Accordingly, the Company has elected to apply the exemption for the obligations arising on account of decommissioning cost.

3. Determining whether an arrangement contains a lease

As per Appendix C to Ind AS 17, at the inception, an assessment is to be made whether an arrangement contains a lease or not. Ind AS 101 permits an entity to make an assessment based on the facts and circumstances existing as at the transition date.

Based on the exemption, the Company has opted not to apply the requirements retrospectively. Assessment of whether an arrangement contains a lease or not has been made on the basis of facts and circumstances existing as at the transition date. Further, lease classification i.e. operating or finance lease is made at the inception of lease.

4. Accounting for equity investments

Ind AS 101 permits designation of equity investments in entities (other than subsidiaries, associates and joint arrangements) as instruments fair valued through the other comprehensive income (FVOCI).

Accordingly, the Company has opted to designate equity investments as FVOCI on the transition date.



GUJARAT MINERAL DEVELOPMENT CORPORATION LTD.

Mandatory exceptions

Below are the key mandatory exceptions used in preparation of these financial statements:

1. Estimates

Under Ind AS 101, an entity's estimates in accordance with Ind AS at 'the date of transition to Ind AS' or 'the end of the comparative period presented in the entity's first Ind AS financial statements', as the case may be, should be consistent with estimates made for the same date in accordance with previous GAAP unless there is objective evidence that those estimates were in error. However, the estimates should be adjusted to reflect any differences in accounting policies.

The Company's Ind AS estimates as on the transition date are consistent with the estimates made under previous GAAP as on this date. Key estimates considered in preparation of these financial statements that were not required under the previous GAAP are listed below:

- Fair valuation of financial instruments carried at FVOCI.
- Impairment of financial assets based on the expected credit loss model.
- Determination of the discounted value for financial instruments carried at amortised cost.
- Discounted value of liability on account of decommissioning cost.

2. Classification and measurement of financial assets

Ind AS 101 provides exemptions to certain classification and measurement requirements of financial assets under Ind AS 109, where these are impracticable to implement and hence, classification and measurement needs to be done on the basis of facts and circumstances existing as on the transition date.

Accordingly, the Company has determined the classification of financial assets based on facts and circumstances that exist on the transition date.

Reconciliation of total equity as at 31st March, 2016 and 1st April, 2015

(₹ in Lakh)

Particulars	Footnote Ref	31-Mar-16	1-Apr-15
Total equity as per previous GAAP		3,36,671.29	3,24,156.70
Adjustments:			
Proposed dividend	1	11,482.12	11,482.12
Decommissioning liability and unwinding of discount	2	(539.17)	(398.03)
Straightlining of operation and maintenance charges	3	(2,794.90)	(2,554.50)
Fair valuation of investments	4	24,658.27	30,496.32
Prior period errors	6	(1,013.73)	1.70
Impact on account of Subsidiary consolidation	7	3,189.16	3,760.82
Others		21.65	2.42
Tax effects of adjustments	8	(2,044.89)	(3,487.42)
Total equity as per Ind AS		3,69,629.80	3,63,460.13

Reconciliation of total comprehensive income for the year ended 31st March 2016

(₹ in Lakh)

Particulars	Footnote Ref	31-Mar-16
Profit after tax as per previous GAAP		23,996.72
Decommissioning liability and unwinding of discount	2	(141.14)
Straightlining of operation and maintenance charges	3	(240.39)
Remeasurement of post-employment benefit obligations	5	(420.15)
Prior period errors	6	(1,015.43)
Others		19.23
Impact on account of Subsidiary consolidation	7	(571.66)
Tax effects of adjustments	8	277.45
Total Adjustments		(2,092.09)
Profit after tax as per Ind AS		21,904.63
Other comprehensive income	4,5	(4,252.81)
Total comprehensive income as per Ind AS		17,651.82

1. Proposed dividend

Under previous GAAP, the Company used to provide for proposed dividend including dividend distribution tax as and when the same is declared by the Board of Directors considering the same as adjusting event. Under Ind AS, declaration of dividend by Board of Directors would be considered as non-adjusting event and the same would be provided once it is approved by the shareholders in their general meeting. As a result, the Company recorded an increase of ₹ 11,482.12 lakh in retained earning as on the transition date and ₹ NIL Lakh as on 31st March 2016.

2. Decommissioning liability

Under previous GAAP, the Company was not providing for constructive obligation arising from contractual terms and cost of decommissioning was expensed as incurred. However, under Ind AS, it is required to provide for constructive obligation and hence, the Company has provided for the same. In accordance with Ind AS and based on the optional exemption discussed in note 2.48, a provision for decommissioning cost in respect of wind mills on the leased land, has been recognised. Accumulated depreciation from inception till the transition date has been recognised through the retained earnings. As on transition date, the power projects capitalised net of accumulated depreciation is ₹ 869.46 Lakh and decommissioning liability is recognised at ₹ 1,267.48 Lakh. The corresponding impact is given to retained earnings. During 2015-16, the Company claimed depreciation amounting to ₹ 39.75 Lakh and unwinding of discount on decommissioning provision amounting to ₹ 101.40 Lakh.

3. Operation and Maintenance (O & M) expenses

Under previous GAAP, the Company used to record the expenses of O & M as and when incurred and accordingly, the Company used to account for nil amount during the free period of O & M contract. Under Ind AS, all the contractual payments agreed over the O & M tenure needs to be straight-lined including the free period. Hence, as on transition date, the Company has recorded non financial liability amounting to ₹ 850.50 Lakh. During 2015-16, the Company recorded decrease in O & M expenses amounting to ₹ 141.75 Lakh.

4. Fair value of investments (other than investments in subsidiary, joint venture or associates)

Under previous GAAP, the Company used to carry the investments in equity instruments companies at cost. Under Ind AS, the Company elected to fair value the same through the other comprehensive income. As a result, the Company recorded upward fair valuation of ₹ 30,496.32 Lakh as on the transition date. During 2015-16, the unrealised loss amounting to ₹ 5,838.05 Lakh is reported in the other comprehensive income.

5. Remeasurement of post-employment benefit obligations

Under Ind AS, the Company's accounting policy is to recognise all actuarial gains and losses pertaining to post employment benefit obligations in other comprehensive income. Under previous GAAP, the Company recognised such actuarial gains and losses in the profit or loss. However, this has no impact on the total equity as on 1st April, 2015 as well as 31st March 2016. During 2015-16, the Company credited ₹ 420.15 Lakh in the other comprehensive income.

6. Prior Period Errors

Under previous GAAP, the Company used to account for the prior period items in the period in which the same arose. Under Ind AS, based on requirements of Ind AS 8, the Company has accounted for the same retrospectively by restating the comparative amounts to which the same relates. Since certain periods were prior to the transition date, the impact has been considered in preparation of the opening balance sheet. Consequently, this has increased the equity on the transition date by ₹ 1.70 Lakh and reduced the equity as on 31 March 2016 by ₹ 1,013.73 Lakh.

7. Subsidiary consolidation

Under previous GAAP, the Company was not required to consolidated the trust and institute where it does not have any economic benefit. Under Ind AS 110, the Company has control over the trust and institute (as determined based on control assessment under Ind AS 110) and accordingly they are consolidated considering the same as wholly owned subsidiary. This has increased the equity on the transition date by ₹ 3,760.82 Lakh and increased the equity as on 31 March 2016 by ₹ 3,189.16 Lakh. There is a decrease of profit by ₹ 571.66 Lakh during 2015-16.

8. Tax expenses

The above changes (decreased)/ increased the deferred tax liability as follows: (₹ in Lakh)

Particulars	Footnote	31-Mar-16	1-Apr-15
Straight lining of O & M Charges	3	(967.26)	(884.06)
Decommissioning Obligation on power plants	2	(186.60)	(137.75)
Fair Valuation of investments	4	3,198.74	4,509.24
		2,044.88	3,487.43



GUJARAT MINERAL DEVELOPMENT CORPORATION LTD.

2.49 INTEREST IN ASSOCIATES AND JOINT VENTURES

Set out below are the associates and joint ventures of the Company as at 31st March 2017 which, in the opinion of the directors, are material to the Company. The entities listed below have share capital consisting solely of equity shares, which are held directly by the Company. The country of incorporation or registration is also their principal place of business, and the proportion of ownership interest is the same as the proportion of voting rights held.

(₹ in Lakh)

Name of Entity	Place of business	% of ownership interest	Relationship	Accounting method	Carrying Amount		
					31 March 2017	31 March 2016	1 April 2015
Gujarat State Mining & Resources Corp. Ltd.	India	-	Joint Venture	Equity Method	-	-	-
Naini Coal Company Ltd	India	50.00%	Joint Venture	Equity Method	10.57	9.47	8.33
Swarnim Gujarat Fluorspar Pvt Ltd	India	1.14%	Joint Venture	Equity Method	1.81	1.92	2.02
Gujarat Foundation for Entrepreneurial Excellence	India	50.00%	Joint Venture	Equity Method	-	-	-
Bhavnagar Energy Company Ltd.	India	25.88%	Associate	Equity Method	19,499.79	19,499.79	17,108.56
Gujarat Jaypee Cement Infrastructure Limited	India	26.00%	Associate	Equity Method	11.24	11.34	11.44
Gujarat Credo Mineral Industries Ltd.	India	26.00%	Associate	Equity Method	735.01	766.61	590.53
Aikya Chemicals Pvt Ltd	India	26.00%	Associate	Equity Method	239.43	128.73	128.57
Total unquoted equity accounted investments					20,497.85	20,417.86	17,849.45

Nature of business :-

Swarnim Gujarat Fluorspar Pvt Ltd	- Fluorspar beneficiation
Gujarat Foundation for Entrepreneurial Excellence	- Incubation center for entrepreneurship & development
Bhavnagar Energy Company Ltd.	- Generation of power
Gujarat Credo Mineral Industries Ltd.	- Bauxite beneficiation
Aikya Chemicals Pvt Ltd	- Manganese beneficiation

Summarised financial information for associate and joint ventures

The tables below provide summarised financial information for those joint ventures and associates that are material to the Company. The information disclosed reflects the amounts presented in the financial statements of the relevant associates and joint ventures and not GMDC's share of those amounts. They have been amended to reflect adjustments made by the entity when using the equity method, including fair value adjustments made at the time of acquisition and modifications for differences in accounting policies.

(₹ in Lakh)

Summarised balance sheet as at 1 April 2015	Bhavnagar Energy Company Limited	Naini coal company Ltd.	Swarnim Gujarat Fluorspar Private Limited	Gujarat Foundation for Entrepreneurial Excellence	Gujarat Jaypee Cement & Infrastructure	Gujarat Credo Mineral Industries	Aikya Chemicals Pvt Ltd.
Current Assets							
Cash and cash equivalents	*	54.89	24.03	11.36	*	*	*
Other assets	*	-	0.16	1.76	*	*	*
Total current assets	868.94	54.89	24.19	13.12	34.83	1,961.07	120.23
Total non-current assets	3,82,984.11	895.29	160.73	257.73	10.31	2,749.14	3,131.80
Current liabilities							
Financial liabilities (excluding trade payables)	*	932.81	0.51	209.76	*	*	*
Other liabilities	*	0.71	7.43	94.25	*	*	*
Total current liabilities	15,775.41	933.52	7.94	304.01	1.12	724.13	594.18
Non-current liabilities							
Financial liabilities (excluding trade payables)	*	-	-	-	*	*	*
Other liabilities	*	-	-	*	*	*	*
Total non-current liabilities	2,97,939.65	-	-	-	-	1,714.83	1,667.88
Net Assets	70,137.99	16.66	176.98	(33.16)	44.02	2,271.25	989.97

* Indicates disclosures that are not required for investments in associates

ANNUAL REPORT 2016-2017

(₹ in Lakh)

Summarised balance sheet as at 31 st March 2016	Bhavnagar Energy Company Limited Limited	Naini coal company Ltd. Ltd.	Swarnim Gujarat Fluorspar Private Limited	Gujarat Foundation for Entrepreneurial Excellence	Gujarat Jaypee Cement & Infrastructure	Gujarat Credo Mineral Industries	Aikya Chemicals Pvt Ltd.
Current Assets							
Cash and cash equivalents	*	54.53	17.47	(6.62)	*	*	*
Other assets	*	-	0.20	2.70	*	*	*
Total current assets	595.62	54.53	17.66	(3.92)	34.47	2,830.68	430.73
Total non-current assets	4,38,039.22	898.11	160.65	316.46	10.31	5,807.56	4,770.98
Current liabilities							
Financial liabilities (excluding trade payables)	*	932.81	0.91	341.01	*	*	*
Other liabilities	*	0.88	9.24	4.68	*	*	*
Total current liabilities	36,169.97	933.69	10.15	345.69	1.15	2,026.24	1,213.56
Non-current liabilities							
Financial liabilities (excluding trade payables)	*	-	-	-	*	*	*
Other liabilities	*	-	-	-	*	*	*
Total non-current liabilities	3,25,963.17	-	-	-	-	3,663.52	2,996.89
Net Assets	76,501.70	18.95	168.17	(33.15)	43.63	2,948.48	991.26

* Indicates disclosures that are not required for investments in associates

(₹ in Lakh)

Summarised balance sheet as at 31 st March 2017	Naini coal company Ltd. Limited	Swarnim Gujarat Fluorspar Private Ltd.	Gujarat Foundation for Entrepreneurial Excellence Limited	Gujarat Jaypee Cement & Infrastructure	Gujarat Credo Mineral Industries	Aikya Chemicals Pvt Ltd.
Current Assets						
Cash and cash equivalents	56.96	10.54	196.58	*	*	*
Other assets	-	0.15	12.00	*	*	*
Total current assets	56.96	10.69	208.58	34.09	3,540.06	790.06
Total non-current assets	898.07	160.75	1,672.94	10.31	6,042.41	4,654.25
Current liabilities						
Financial liabilities (excluding trade payables)	932.81	0.92	1,854.26	*	*	*
Other liabilities	1.07	11.78	60.41	*	*	*
Total current liabilities	933.88	12.71	1,914.67	1.19	2,714.68	1,359.95
Non-current liabilities						
Financial liabilities (excluding trade payables)	-	-	-	*	*	*
Other liabilities	-	-	-	*	*	*
Total non-current liabilities	-	-	-	-	4,048.08	3,033.92
Net Assets	21.15	158.73	(33.15)	43.21	2,819.71	1,050.44

* Indicates disclosures that are not required for investments in associates



GUJARAT MINERAL DEVELOPMENT CORPORATION LTD.

Reconciliation to carrying amounts

(₹ in Lakh)

Particulars	Bhavnagar Energy Company Limited Limited	Naini coal company Ltd. Ltd.	Swarnim Gujarat Fluorspar Private Limited	Gujarat Foundation for Entrepreneurial Excellence	Gujarat Jaypee Cement & Infrastructure	Gujarat Credo Mineral Industries	Aikya Chemicals Pvt Ltd.
Net assets as on 1 April 2015	70,137.99	16.66	176.98	(33.16)	44.02	2,271.25	989.97
Company's Share in %	24.39%	50.00%	1.14%	50.00%	26.00%	26.00%	12.99%
Company's Share in INR	17,108.54	8.33	2.02	-	11.44	590.52	128.60
Goodwill/Capital Reserve	-	-	-	-	-	-	-
Carrying amount as on 1 April 2015	17,108.54	8.33	2.02	-	11.44	590.52	128.60
Net assets as on 31 March 2016	76,501.70	18.95	168.17	(33.15)	43.63	2,948.48	991.26
Company's Share in %	25.88%	50.00%	1.14%	50.00%	26.00%	26.00%	12.99%
Company's Share in INR	19,499.76	9.47	1.92	-	11.34	766.61	128.76
Goodwill/Capital Reserve	-	-	-	-	-	-	-
Carrying amount as on 31 March 2016	19,499.76	9.47	1.92	-	11.34	766.61	128.76
Net assets as on 31 March 2017	Note 1	21.15	158.73	(33.15)	43.21	2,819.71	1,050.44
Company's Share in %	50.00%	1.14%	50.00%	26.00%	26.00%	26.00%	
Company's Share in INR	10.58	1.81	-	11.24	735.04	239.43	
Goodwill/Capital Reserve	-	-	-	-	-	-	-
Carrying amount as on 31 March 2017	19,499.76	10.58	1.81	-	11.24	735.04	239.43

Summarised statement of profit and loss for the year ended on 31 March 2016

(₹ in Lakh)

Particulars	Bhavnagar Energy Company Limited Limited	Naini coal company Ltd. Ltd.	Swarnim Gujarat Fluorspar Private Limited	Gujarat Foundation for Entrepreneurial Excellence	Gujarat Jaypee Cement & Infrastructure	Gujarat Credo Mineral Industries	Aikya Chemicals Pvt Ltd.
Revenue	-	3.78	1.47	116.31	2.31	5,223.87	2.59
Profit for the year	(420.27)	2.29	(8.81)	-	(0.39)	677.23	1.30
Other comprehensive income	-	-	-	-	-	-	-
Total comprehensive income	(420.27)	2.29	(8.81)	-	(0.39)	677.23	1.30
Dividend received	-	-	-	-	-	-	-

* Indicates disclosures that are not required for investments in associates

Summarised statement of profit and loss for the year ended on 31 March 2017

(₹ in Lakh)

Particulars	Bhavnagar Energy Company Limited Limited	Naini coal company Ltd. Ltd.	Swarnim Gujarat Fluorspar Private Limited	Gujarat Foundation for Entrepreneurial Excellence	Gujarat Jaypee Cement & Infrastructure	Gujarat Credo Mineral Industries	Aikya Chemicals Pvt Ltd.
Revenue	Note 1	3.58	0.95	282.09	2.03	5,300.79	895.52
Profit for the year	2.21	(9.43)	-	(0.42)	(121.54)	(70.81)	
Other comprehensive income	-	-	-	-	-	-	-
Total comprehensive income	2.21	(9.43)	-	(0.42)	(121.54)	(70.81)	
Dividend received	-	-	-	-	-	-	-

* Indicates disclosures that are not required for investments in associates

Note 1 - Consolidated financial statements for 2016-17 have been prepared without considering the financial statements of BECL, an associate of the Company, as the same have not been provided by BECL. However, unaudited IND-AS accounts for FY 2015-16 have been consolidated thus to that extent the financial results of the current year are not comparable with those of the 2015-16.

Note 2 - The GMRICS (being a subsidiary) is a society set up under Society's Act and is controlled by the Company. However, there have been no transactions since the financial year 2012-13. Hence, the same has not been considered for the purposes of preparing the consolidated financial statements.

ANNUAL REPORT 2016-2017

2.50 ADDITIONAL INFORMATION REQUIRED BY SCHEDULE III TO THE COMPANIES ACT, 2013

(₹ in Lakh)

Name of the entity in the group	Net assets (total assets minus total liabilities)		Share in profit or (loss)		Share in other comprehensive income		Share in total comprehensive income	
	As % of consolidated net assets	Amount consolidated net assets	As % of consolidated net assets	Amount consolidated net assets	As % of	Amount	As % of	Amount
Parent								
Gujarat Mineral Development Corporation Limited								
31st March 2017	94.23%	3,77,626.59	101.89%	33,022.97	100.00%	10,192.21	101.44%	43,215.18
31st March 2016	93.61%	3,46,022.65	102.30%	22,407.85	100.00%	(4,252.81)	102.85%	18,155.04
Subsidiaries								
Indian								
GMDC Gramya Vikas Trust								
31st March 2017	-0.14%	(551.18)	-0.86%	(278.09)	0.00%	-	-0.65%	(278.09)
31st March 2016	-0.07%	(273.09)	-2.79%	(611.48)	0.00%	-	-3.46%	(611.48)
GMDC Science and Research Centre								
31st March 2017	0.79%	3,175.78	-0.88%	(286.62)	0.00%	-	-0.67%	(286.62)
31st March 2016	0.94%	3,462.40	0.18%	39.82	0.00%	-	0.23%	39.82
Associates (Investments as per the equity method)								
Indian								
Bhavnagar Energy Company Ltd.								
31st March 2017	4.87%	19,499.79	0.00%	-	0.00%	-	0.00%	-
31st March 2016	5.28%	19,499.79	-0.50%	(108.77)	0.00%	-	-0.62%	(108.77)
Gujarat Jaypee Cement and Infra Ltd.								
31st March 2017	0.00%	11.24	0.00%	(0.11)	0.00%	-	0.00%	(0.11)
31st March 2016	0.00%	11.34	0.00%	(0.10)	0.00%	-	0.00%	(0.10)
Gujarat Credo Mineral Industries Ltd.								
31st March 2017	0.18%	735.01	-0.10%	(31.60)	0.00%	-	-0.07%	(31.60)
31st March 2016	0.21%	766.61	0.80%	176.08	0.00%	-	1.00%	176.08
Aikya Chemicals Pvt. Ltd.								
31st March 2017	0.06%	239.43	-0.06%	(18.41)	0.00%	-	-0.04%	(18.41)
31st March 2016	0.03%	128.73	0.00%	0.17	0.00%	-	0.00%	0.17
Joint Ventures (Investments as per the equity method)								
Indian								
Gujarat State Mining & Resources Corp. Ltd.								
31st March 2017	0.00%	-	0.00%	-	0.00%	-	0.00%	-
31st March 2016	0.00%	-	0.00%	-	0.00%	-	0.00%	-
Naini Coal Co. Limited								
31st March 2017	0.00%	10.57	0.00%	1.10	0.00%	-	0.00%	1.10
31st March 2016	0.00%	9.47	0.01%	1.14	0.00%	-	0.01%	1.14
Swarnim Gujarat Fluorspar Pvt. Ltd.								
31st March 2017	0.00%	1.81	0.00%	(0.11)	0.00%	-	0.00%	(0.11)
31st March 2016	0.00%	1.92	0.00%	(0.10)	0.00%	-	0.00%	(0.10)
Gujarat Foundation for Entrepreneurial Excellence								
31st March 2017	0.00%	-	0.00%	-	0.00%	-	0.00%	-
31st March 2016	0.00%	-	0.00%	-	0.00%	-	0.00%	-
Total								
31st March 2017	100.00%	4,00,749	100.00%	32,409	100.00%	10,192	100.00%	42,601
31st March 2016	100.00%	3,69,630	100.00%	21,905	100.00%	(4,253)	100.00%	17,652

As per our report of even date attached

For S. C. Ajmera & Co.
Chartered Accountants
FRN : 002908C

Arun Sarupria
Partner
Membership No. 078398
Place: Ahmedabad
Date: 9th May, 2017

L. Kulshrestha
Senior General Manager
& Chief Financial Officer

Joel Evans
Company Secretary

Arunkumar Solanki, IAS
Managing Director
DIN: 03571453

Bhadresh Mehta
Director
DIN: 02625115

Place: Ahmedabad
Date: 9th May, 2017



GUJARAT MINERAL DEVELOPMENT CORPORATION LTD.

CIN : L14100GJ1963SGC001206

ATTENDANCE SLIP

I/We _____

Folio No.	
D.P. ID	
Cilient ID	

hereby record my/our present at the 54th ANUAL GENERAL MEETING of the Company held in the premises of the Company at the Registered office : 'Khanij Bhavan,' 132' ring road, University Ground, Vastrapur, Ahmedabad-52 at 11.00 a.m. on 29th September, 2017.

Signature of the Member/Proxy/Representative attending the Meeting _____

- Notes :
- (i) Please handover the Attendance Slip at the entrance to the place of the Meeting.
 - (ii) Only Members and in their absence, duly appointed proxies will be allowed for the Meeting. Please avoid bringing non-members / children to the Meeting.



GUJARAT MINERAL DEVELOPMENT CORPORATION LTD.

(A Government of Gujarat Enterprise)

CIN : L14100GJ1963SGC001206

'Khanij Bhavan,' 132' ring road, University Ground, Vastrapur, Ahmedabad-52

Phone : 2791 0665 / 2791 3200 / 2791 3201 * Tele Fax : 079 - 2791 1151

E-mail : cosec@gmdcltd.com * Website : www.gmdcltd.com

PROXY FORM

54th ANNUAL GENERAL MEETING

Friday, the 29th September, 2017 at 11.00 a.m.

I/We, being the member(s) holding _____ shares of the above Company, hereby appoint :

(1)	Name _____	Address _____
	E-mail ID : _____	Signature _____ or failing him/her
(2)	Name _____	Address _____
	E-mail ID : _____	Signature _____ or failing him/her
(3)	Name _____	Address _____
	E-mail ID : _____	Signature _____

as my / our proxy to attend vote (on a poll) for me / us and on my / our behalf at the 54th ANNUAL GENERAL MEETING of the Company to be held on Friday, the 29th September, 2017 at 11.00 a.m. in the premises of the Company of the Registered office: 'Khanij Bhavan,' 132' ring road, University Ground, Vastrapur, Ahmedabad-52 and at any adjournment thereof in respect of such Resolution as are indicated below.

Resolution No.	Resolutions	Optional*	
		For	Against
Ordinary Business			
1.	To receive, consider and adopt the financial statements (standalone & consolidated) for the year ended on March 31, 2017, including the Balance Sheet, Profit and Loss Statement and Cash Flow Statement as at the date together with the Report of the Board of Directors and Auditors thereon.		
2.	Declaration of Dividend on Equity Shares.		
3.	To fix up the remuneration of Statutory Auditors for the year 2017-2018.		
Special Business			
4.	To seek consent of the shareholders for the contribution under section 181 of the Companies Act, 2013.		
5.	To ratify the remuneration of Cost Auditors.		

Signed this _____ day of _____ 2017

Member's Folio / DP ID - Cilent ID No. _____

Signature of Shareholder(s) _____

Signature of Proxy holder(s) _____

Affix
Revenue
Stamp

- Note :
- 1. This form of proxy in order to be effective should be duly completed and deposited at the Registered Office of the Company, not less than 48 hours before the commencement of the Meeting.
 - 2. For the Resolutions, Explanatory Statement and Notes, Please refer to the Notice of the 54th Annual General Meeting.
 - * 3. It is optional to put 'x' in the appropriate column against the Resolutions indicated in the Box. If you leave the 'For' or 'Against' column blank against any or all resolutions, your proxy will be entitled to vote in the manner as he / she thinks appropriate.
 - 4. Please complete all details including details of Member(s) in above box before submission.

ANNUAL REPORT 2016-2017

GUJARAT MINERAL DEVELOPMENT CORPORATION LTD.

Khanij Bhavan", 132, Ft. Ring Road, Near University Ground, Vastrapur, Ahmedabad-52

Phone : 2791 0665 / 2791 162 / 2791 3200 / 2791 3201 Tele Fax : 079 - 2791 1151

E-mail : cosec@gmdcltd.com * Website : www.gmdcltd.com

ECS / MANDATE FORM

DP ID/CLIENT ID/L.G.NO : _____

NAME OF SHAREHOLDER : _____

ADDRESS OF SHAREHOLDER : _____

NO. OF SHARES HELD : _____

NABE OF BANK : _____

ADDRESS OF BANK : _____

BANK A/C.NO. : _____

BANK MICR CODE : _____

SHAREHOLDER'S SIGNATURE : _____

DATE :

PLACE :

NOTE : ECS MANDATE FORM TO BE FILLED BY THE SHAREHOLDER HOLDING PHYSICAL SHARES AND RETURN TO THE COMPANY OR REGISTRAR REGISTRATION.

BY COURIER

To,



**GUJARAT MINERAL
DEVELOPMENT
CORPORATION
LIMITED
(A GOVT. OF GUJARAT ENTERPRISE)**

Registered Office :

'Khanij Bhavan,' 132 Feet Ring Road,
Near University Ground, Vastrapur, Ahmedabad - 380 052.
Phone : 2791 3200 / 3501 / 1662 / 1680 / 0665 / 0096 / 0465 / 2416 / 1457 / 2443 / 1340
FAX : (079) 2791 3038 / 1151 / 1454 / 1822 / 0969
Email : Contact@gmdcltd.com
Website : www.gmdcltd.com
CIN No. : L1400GJ1963SGC001206